

# RARE DECAY OF THE TOP $t \rightarrow c l \bar{l}$ AND SINGLE TOP PRODUCTION AT ILC

Mariana Frank\* and Ismail Turan†

*Department of Physics, Concordia University,*

*7141 Sherbrooke Street West, Montreal, Quebec, CANADA H4B 1R6*

(Dated: October 4, 2018)

## Abstract

We perform a complete and detailed analysis of the flavor changing neutral current rare top quark decays  $t \rightarrow c l^+ l^-$  and  $t \rightarrow c \nu_i \bar{\nu}_i$  at one-loop level in the Standard Model, Two Higgs Doublet Models (I and II) and in MSSM. The branching ratios are very small in all models,  $\mathcal{O}(10^{-14})$ , except for the case of the unconstrained MSSM, where they can reach  $\mathcal{O}(10^{-6})$  for  $e^+ e^-$  and  $\nu_i \bar{\nu}_i$ , and  $\mathcal{O}(10^{-5})$  for  $\tau^+ \tau^-$ . This branching ratio is comparable to the ones for  $t \rightarrow c V, c H$ . We also study the production rates of single top and the forward-backward asymmetry in  $e^+ e^- \rightarrow t \bar{c}$  and comment on the observability of such a signal at the International Linear Collider.

PACS numbers: 12.15.-y, 12.15.Ji, 14.65.Ha

Keywords: Rare Top Decays, Standard Model, Flavor Changing Neutral Currents, MSSM

---

\*mfrank@alcor.concordia.ca

†ituran@physics.concordia.ca

## I. INTRODUCTION

With the advent of the CERN Large Hadron Collider (LHC) [1], 80 million top quark pairs will be produced per year [2]. This number will increase by one order of magnitude with the high luminosity option. Therefore, the properties of top quarks can be examined with significant precision at LHC. Thus top quark physics will be a testing ground for new phenomena, be it electroweak symmetry breaking, or the existence of interactions forbidden in the Standard Model (SM). Flavor Changing Neutral Currents (FCNC) in general, and of the top quark in particular, play an important role for validation of the SM and for New Physics (NP) signals. In the SM, there are no FCNC mediated by the  $\gamma, Z, g$  or  $H$ -boson at tree level, and FCNC induced by radiative effects are highly suppressed [3, 4]. Higher order contributions are proportional to  $(m_i^2 - m_j^2)/M_W^2$ , with  $m_i, m_j$  the masses of the quarks in the loop diagrams and  $M_W$  the  $W$ -boson mass. Thus all top-quark induced FCNC in SM are highly suppressed. Their branching ratios predicted in the SM are of the order of  $10^{-11}$  to  $10^{-14}$  [3, 4], far away from present and even future reaches of either the Large Hadron Collider (LHC) [5, 6] or the International Linear Collider (ILC) [7].

There are many models of NP in which the branching ratios for the two-body FCNC decays are much larger than those obtained in the SM, and rare top decays might be enhanced to reach detectable levels [8]. Rare FCNC two-body processes  $t \rightarrow cg, \gamma, Z, H$  have been extensively studied in the two-Higgs Doublet Model (2HDM)[9, 10, 11, 12], Alternative Left-Right Symmetric Models [13], Constrained [14, 15, 16, 17, 18] and Unconstrained [19, 20] Minimal Supersymmetric Standard Model (MSSM), Left-Right Supersymmetric Models [21], Supersymmetric Model with R-parity violation [22], top-assisted technicolor models [23, 24] as well as models with extra singlet quarks [25].

In addition to the two-body rare decays of top quark, some of its rare three-body decays e.g.,  $t \rightarrow cWW, cZZ, bWZ$  have been considered in the literature within the SM [26, 27, 28] and for NP [28, 29]. These three body decays are suppressed with respect to two-body decays in the SM but some of them get comparably larger within models of NP, such as two-Higgs-Doublet [29], especially after including finite-width effects [28]. In addition, it has been shown that the branching ratio for three-body decay  $t \rightarrow cgg$  can exceed that of the two body decay  $t \rightarrow cg$  in both SM [30] and MSSM [31]. The three body decay  $t \rightarrow cq\bar{q}$  has also been analyzed [31, 32], and while the branching ratio is smaller than that of  $t \rightarrow cgg$ ,

it is competitive with  $t \rightarrow cV$ .

The above facts strengthens the case for investigating top quark physics further in three body decays. The goal of the present paper is to analyze another three-body rare decay, namely  $t \rightarrow cl\bar{l}$  in several frameworks and compare it to both  $t \rightarrow c\gamma$  and  $t \rightarrow cq\bar{q}$ ,  $q = u$ . This decay was previously analyzed in [34] in the framework of topcolor assisted technicolor models, and in [35] as induced by scalar leptoquarks in a Pati-Salam model. For b quarks, it is known that under certain circumstances,  $b \rightarrow sl^+l^-$  can be more significant than  $b \rightarrow s\gamma$  in restricting the parameter space, i.e., in supersymmetry in the large  $\tan\beta$  region [33].

The remainder of the paper is organized as follows: In Section II we present the calculation of  $t \rightarrow cl^+l^-$  in the SM and in Section III we present the same decay in the Two Higgs Doublet Model. Section IV is dedicated to presenting the formalism and calculation of  $t \rightarrow cl^+l^-$  in the MSSM (in both constrained and unconstrained versions). In each section, we present the Feynman diagrams and analyze the results obtained within the given model. We include, for completeness, the related decay  $t \rightarrow c\nu_i\bar{\nu}_i$  in Section V. Finally, we analyze the related production of the single top quark in  $e^+e^- \rightarrow t\bar{c} + \bar{t}c$  at the ILC in Section VI. We conclude and discuss experimental observation in Section VII.

## II. $t \rightarrow cl\bar{l}$ IN THE SM

In the SM, since FCNC are forbidden, the decay  $t \rightarrow cl^+l^-$  is induced at one-loop level through charged currents, involving vertices for  $Wqq'$  in the loop. The Feynman diagrams for this process are depicted in Fig. 1. For our numerical evaluation, we used the following parameters:

$$\begin{aligned} \alpha(m_t) &= 1/132.5605, \quad M_W = 80.45 \text{ GeV}, \quad M_Z = 91.1875 \text{ GeV}, \quad s_W^2 = 1 - M_W^2/M_Z^2, \\ m_t &= 172.5 \text{ GeV}, \quad m_b = 2.85 \text{ GeV}, \quad m_c = 0.63 \text{ GeV}, \quad \alpha_s(m_t) \approx 0.1068. \end{aligned} \quad (2.1)$$

We obtained:

$$\begin{aligned} BR(t \rightarrow ce^+e^-) &= 8.48 \times 10^{-15}, \\ BR(t \rightarrow c\mu^+\mu^-) &= 9.55 \times 10^{-15}, \\ BR(t \rightarrow c\tau^+\tau^-) &= 1.91 \times 10^{-14}, \\ BR(t \rightarrow c \sum_i \nu_i\bar{\nu}_i) &= 2.99 \times 10^{-14}. \end{aligned} \quad (2.2)$$

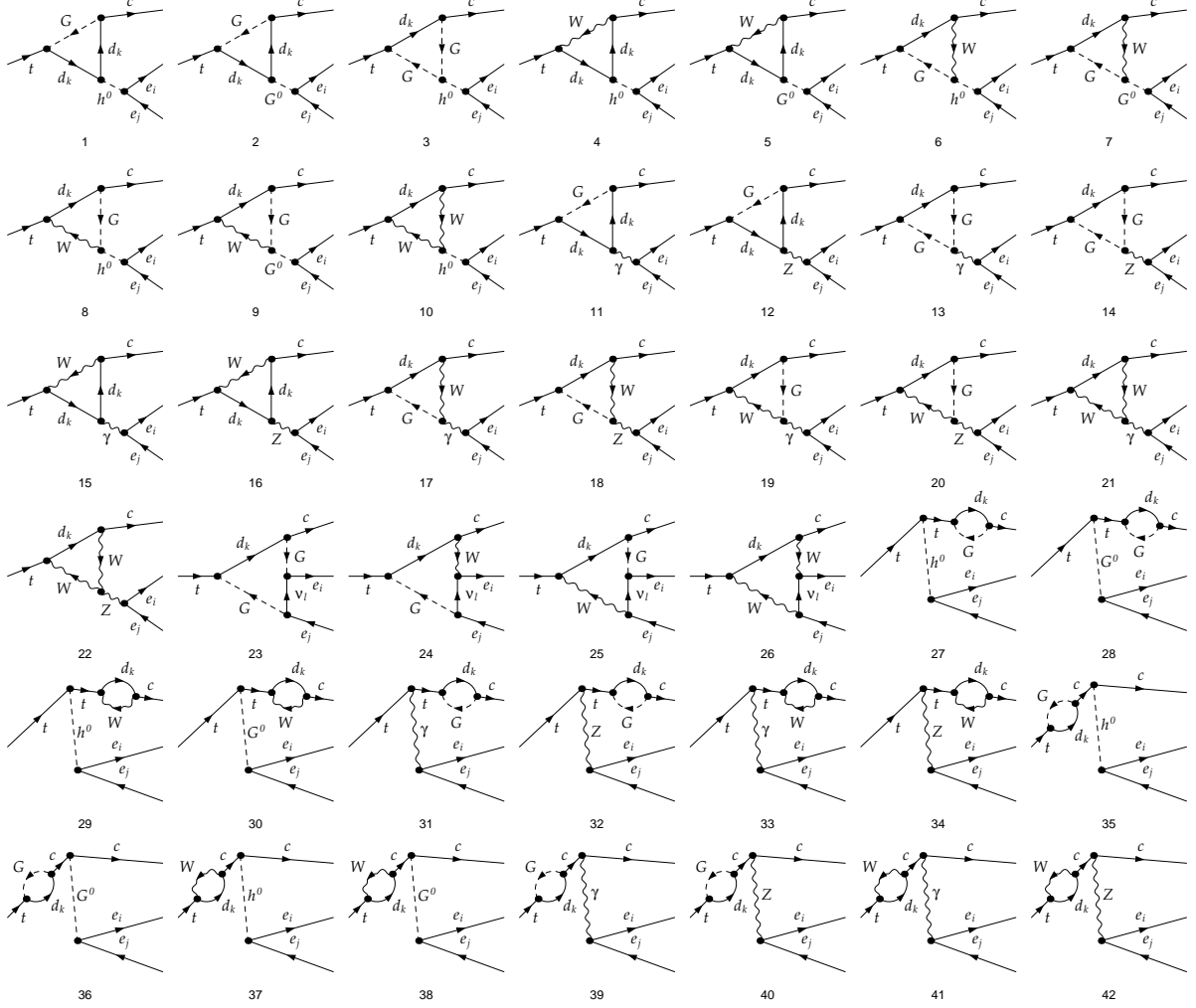


FIG. 1: The one-loop SM contributions to  $t \rightarrow cl^+l^-$  in the 't Hooft-Feynman gauge.

As expected, the branching ratios are very small since even at one loop, the process is suppressed by the Glashow-Iliopoulos-Maiani (GIM) mechanism.<sup>1</sup> The SM signal cannot be detected in current or future high energy collider experiments; thus any signal would be an indication of New Physics.

### III. THE TWO-HIGGS-DOUBLET MODELS

The Two Higgs Doublet Models (2HDM) are simple extensions of the SM, formed by adding an extra complex  $SU(2)_L \otimes U(1)_Y$  scalar doublet to the SM Lagrangian. Motivations

<sup>1</sup> Though  $BR(t \rightarrow ce^+e^-)$  is small, it is of same order of magnitude as  $BR(t \rightarrow cZ)$ , and  $BR(t \rightarrow c\tau^+\tau^-)$  is of same order of magnitude as  $BR(t \rightarrow c\gamma)$  [2].




FIG. 2: The one-loop 2HDM contributions to  $t \rightarrow cl^+l^-$  in the 't Hooft-Feynman gauge.

for such an extension include the possibility of having CP-violation in the Higgs sector, and the fact that some models of dynamical electroweak symmetry breaking yield the 2HDM as their low-energy effective theory [36]. There are three popular versions of this model in the literature, depending on how the two doublets couple to the fermion sector. Models I and II (2HDM-I, 2HDM-II) include natural flavor conservation [37, 38], while model III

(2HDM-III) has the simplest extended Higgs sector that naturally introduces FCNC at the tree level [39, 40, 41].

The most general 2HDM scalar potential which is both  $SU(2)_L \otimes U(1)_Y$  and CP invariant is given by [38]:

$$\begin{aligned}
V(\Phi_1, \Phi_2) &= \lambda_1(|\Phi_1|^2 - v_1^2)^2 + \lambda_2(|\Phi_2|^2 - v_2^2)^2 + \lambda_3((|\Phi_1|^2 - v_1^2) + (|\Phi_2|^2 - v_2^2))^2 + \\
&\quad \lambda_4(|\Phi_1|^2|\Phi_2|^2 - |\Phi_1^+\Phi_2|^2) + \lambda_5(\Re(\Phi_1^+\Phi_2) - v_1v_2)^2 + \lambda_6[\Im(\Phi_1^+\Phi_2)]^2, \quad (3.1)
\end{aligned}$$

where  $\Phi_1$  and  $\Phi_2$  have weak hypercharge  $Y=1$ ,  $v_1$  and  $v_2$  are respectively the vacuum expectation values of  $\Phi_1$  and  $\Phi_2$  and the  $\lambda_i$  are real-valued parameters. Note that this potential violates softly the discrete symmetry  $\Phi_1 \rightarrow -\Phi_1$ ,  $\Phi_2 \rightarrow \Phi_2$  by the dimension two term  $\lambda_5\Re(\Phi_1^+\Phi_2)$ . The above scalar potential has 8 independent parameters  $(\lambda_i)_{i=1,\dots,6}$ ,  $v_1$  and  $v_2$ .

After the electroweak symmetry breaks, three of the original eight degrees of freedom associated to  $\Phi_1$  and  $\Phi_2$  correspond to the three Goldstone bosons ( $G^\pm, G^0$ ), while the other five degrees of freedom reduce to five physical Higgs bosons:  $h^0, H^0$  (both CP-even),  $A^0$  (CP-odd), and  $H^\pm$ . Their masses are obtained as usual by diagonalizing the scalar mass matrix. The combination  $v_1^2 + v_2^2$  is fixed by the electroweak scale through  $v_1^2 + v_2^2 = (2\sqrt{2}G_F)^{-1}$ . Seven independent parameters are left, which are given in terms of four physical scalar masses ( $m_{h^0}, m_{H^0}, m_{A^0}, m_{H^\pm}$ ), two mixing angles ( $\tan\beta = v_1/v_2$  and  $\alpha$ ) and the soft breaking term  $\lambda_5$ .

In this analysis, we impose that, when the independent parameters are varied, the contributions to the  $\delta\rho$  parameter from the Higgs scalars should not exceed the current limits from precision measurements [43]:  $|\delta\rho| \leq 0.001$ .

The Feynman rules in the general 2HDM are given in [38]. The Feynman diagrams which contribute to  $t \rightarrow cl^+l^-$  are given in Fig. 2. The full one-loop calculation presented here is done in the 't Hooft gauge with the help of `FormCalc` [44]. The parameters used are the same as for the standard model. We have tested analyticity for the independent parameters of the model and restricted the parameter space accordingly. The parameter space of the models are severely constrained by the perturbativity constraints ( $|\lambda_i| \leq 8\pi$ ). The situation becomes even more severe if one takes into account the unitarity bounds. The branching ratios for  $t \rightarrow cl^+l^-$  obtained running the 2HDM parameters over their allowed values are all negligibly small (same order as the SM and often numerically indistinguishable), and thus not likely to show up at the present or future colliders. There are few points in the

parameter space where  $t \rightarrow cl^+l^-$  becomes enhanced (around 1-2 orders of magnitude) with respect to the SM predictions but this usually requires very small  $\tan\beta$  values ( $\leq 0.1$ ) which are excluded [42]. It is also possible to get some deviation from the SM values if the Higgs bosons ( $h^0, H^0, A^0$  and  $H^\pm$ ) are very light (around 100-200 GeV). Overall we do not obtain significant deviations from the SM results and for this reason we do not graph them separately.

#### IV. THE MINIMAL SUPERSYMMETRIC STANDARD MODEL

The MSSM constitutes the minimal supersymmetric extension of the SM. It includes all SM fields, as well as two Higgs doublets needed to keep anomaly cancellation. One Higgs doublet,  $H^1$ , gives mass to the  $d$ -type fermions (with weak isospin  $-1/2$ ), the other doublet,  $H^2$ , gives mass to the  $u$ -type fermions (with weak isospin  $+1/2$ ). All SM multiplets, including the two Higgs doublets, are extended to supersymmetric multiplets, resulting in scalar partners for quarks and leptons (squarks and sleptons) and fermionic partners for the SM gauge bosons and the Higgs bosons (gauginos and higgsinos). We do not consider effects of complex phases here, i.e. we treat all MSSM parameters as real.

The superpotential of the MSSM Lagrangian is

$$\mathcal{W} = \mu H^1 H^2 + Y_l^{ij} H^1 L^i e_R^j + Y_d^{ij} H^1 Q^i d_R^j + Y_u^{ij} H^2 Q^i u_R^j, \quad (4.1)$$

while the part of the soft-SUSY-breaking Lagrangian responsible for the non-minimal squark family mixing is given by

$$\mathcal{L}_{\text{soft}}^{\text{squark}} = -\tilde{Q}^{i\dagger}(M_{\tilde{Q}}^2)_{ij}\tilde{Q}^j - \tilde{u}^{i\dagger}(M_{\tilde{U}}^2)_{ij}\tilde{u}^j - \tilde{d}^{i\dagger}(M_{\tilde{D}}^2)_{ij}\tilde{d}^j + Y_u^i A_u^{ij}\tilde{Q}_i H^2 \tilde{u}_j + Y_d^i A_d^{ij}\tilde{Q}_i H^1 \tilde{d}_j. \quad (4.2)$$

In the above expressions  $Q$  is the  $SU(2)$  scalar doublet,  $u, d$  are the up- and down-quark  $SU(2)$  singlets ( $\tilde{Q}, \tilde{u}, \tilde{d}$  represent scalar quarks), respectively,  $Y_{u,d}$  are the Yukawa couplings and  $i, j$  are generation indices. Here  $A^{ij}$  are the trilinear scalar couplings and  $H^{1,2}$  represent two  $SU(2)$  Higgs doublets with vacuum expectation values

$$\langle H^1 \rangle = \begin{pmatrix} \frac{v_1}{\sqrt{2}} \\ 0 \end{pmatrix} \equiv \begin{pmatrix} \frac{v \cos\beta}{\sqrt{2}} \\ 0 \end{pmatrix}, \quad \langle H^2 \rangle = \begin{pmatrix} 0 \\ \frac{v_2}{\sqrt{2}} \end{pmatrix} \equiv \begin{pmatrix} 0 \\ \frac{v \sin\beta}{\sqrt{2}} \end{pmatrix}, \quad (4.3)$$

where  $v = (\sqrt{2}G_F)^{-1/2} = 246$  GeV, and the angle  $\beta$  is defined by  $\tan\beta \equiv v_2/v_1$ , the ratio of the vacuum expectation values of the two Higgs doublets; and  $\mu$  is the Higgs mixing parameter.

The squark mass term of the MSSM Lagrangian is given by

$$\mathcal{L}_{mass}^f = -\frac{1}{2} \begin{pmatrix} \tilde{f}_L^\dagger & \tilde{f}_R^\dagger \end{pmatrix} \mathcal{M}_{\tilde{f}}^2 \begin{pmatrix} \tilde{f}_L \\ \tilde{f}_R \end{pmatrix}, \quad (4.4)$$

where we assume the following form of  $\mathcal{M}_{\tilde{f}}^2$

$$\mathcal{M}_{\tilde{u}\{\tilde{d}\}}^2 = \begin{pmatrix} M_{L\tilde{u}\{d\}}^2 & 0 & 0 & m_{u\{d\}}\mathcal{A}_{u\{d\}} & 0 & 0 \\ 0 & M_{Lc\{s\}}^2 & (M_{\tilde{U}\{\tilde{D}\}}^2)_{LL} & 0 & m_{c\{s\}}\mathcal{A}_{c\{s\}} & (M_{\tilde{U}\{\tilde{D}\}}^2)_{LR} \\ 0 & (M_{\tilde{U}\{\tilde{D}\}}^2)_{LL} & M_{L\tilde{t}\{b\}}^2 & 0 & (M_{\tilde{U}\{\tilde{D}\}}^2)_{RL} & m_{t\{b\}}\mathcal{A}_{t\{b\}} \\ m_{u\{d\}}\mathcal{A}_{u\{d\}} & 0 & 0 & M_{R\tilde{u}\{d\}}^2 & 0 & 0 \\ 0 & m_{c\{s\}}\mathcal{A}_{c\{s\}} & (M_{\tilde{U}\{\tilde{D}\}}^2)_{RL} & 0 & M_{Rc\{s\}}^2 & (M_{\tilde{U}\{\tilde{D}\}}^2)_{RR} \\ 0 & (M_{\tilde{U}\{\tilde{D}\}}^2)_{LR} & m_{t\{b\}}\mathcal{A}_{t\{b\}} & 0 & (M_{\tilde{U}\{\tilde{D}\}}^2)_{RR} & M_{Rt\{b\}}^2 \end{pmatrix} \quad (4.5)$$

with

$$\begin{aligned} M_{Lq}^2 &= M_{Q,q}^2 + m_q^2 + \cos 2\beta(T_q - Q_q s_W^2)M_Z^2, \\ M_{R\{u,c,t\}}^2 &= M_{U,\{u,c,t\}}^2 + m_{u,c,t}^2 + \cos 2\beta Q_t s_W^2 M_Z^2, \\ M_{R\{d,s,b\}}^2 &= M_{D,\{d,s,b\}}^2 + m_{d,s,b}^2 + \cos 2\beta Q_b s_W^2 M_Z^2, \\ \mathcal{A}_{u,c,t} &= A_{u,c,t} - \mu \cot \beta, \quad \mathcal{A}_{d,s,b} = A_{d,s,b} - \mu \tan \beta, \end{aligned} \quad (4.6)$$

with  $m_q$ ,  $T_q$ ,  $Q_q$  the mass, isospin, and electric charge of the quark  $q$ ,  $M_Z$  the  $Z$ -boson mass,  $s_W \equiv \sin \theta_W$  and  $\theta_W$  the electroweak mixing angle. Since we are concerned with top quark physics, we assume that the squark mixing is significant only for transitions between the squarks of the second and third generations. These mixings are expected to be the largest in Grand Unified Models and are also experimentally the least constrained. The most stringent bounds on these transitions come from  $b \rightarrow s\gamma$ . In contrast, there exist strong experimental bounds involving the first squark generation, based on data from  $K^0-\bar{K}^0$  and  $D^0-\bar{D}^0$  mixing [45].

We define the dimensionless flavor-changing parameters  $(\delta_{U,D}^{23})_{AB}$  ( $A, B = L, R$ ) from the flavor off-diagonal elements of the squark mass matrices in the following way. First, to simplify the calculation we assume that all diagonal entries  $M_{Q,q}^2$  and  $M_{\tilde{U}(\tilde{D}),q}^2$  are set equal to the common value  $M_{\text{SUSY}}^2$ , and then we normalize the off-diagonal elements to  $M_{\text{SUSY}}^2$



[50, 51],

$$(\delta_{U(D)}^{ij})_{AB} = \frac{(M_{\tilde{U}(\tilde{D})}^2)^{ij}_{AB}}{M_{\text{SUSY}}^2}, \quad (i \neq j, \quad i, j = 2, 3 \quad A, B = L, R). \quad (4.7)$$

The matrix  $\mathcal{M}_u^2$  in Eq. (4.5) can further be diagonalized by an additional  $6 \times 6$  unitary matrix  $\Gamma_U$  to give the up squark mass eigenvalues

$$(\mathcal{M}_u^2)^{\text{diag}} = \Gamma_U^\dagger \mathcal{M}_u^2 \Gamma_U. \quad (4.8)$$

For the down squark mass matrix, we also can define  $\mathcal{M}_d^2$  as the similar form of Eq. (4.8) with the replacement of  $(M_{\tilde{U}}^2)_{AB}$  ( $A, B = L, R$ ) by  $(M_{\tilde{D}}^2)_{AB}$  and  $\Gamma_U$  by  $\Gamma_D$ . Note that  $SU(2)_L$  gauge invariance implies that  $(M_{\tilde{U}}^2)_{LL} = K_{CKM}(M_{\tilde{D}}^2)_{LL}K_{CKM}^\dagger$  and the matrices  $(M_{\tilde{U}}^2)_{LL}$  and  $(M_{\tilde{D}}^2)_{LL}$  are correlated. Since the connecting equations are rather complicated and contain several unknown parameters, we proceed by including the flavor changing parameters  $(\delta_{U(D)}^{ij})_{AB}$  as independent quantities, while restricting them using previously set bounds [45]. Unlike some other approaches [54], the mass matrix in Eq. (4.8) (and the similar one in the down-sector) is diagonalized and the flavor changing parameters enter into our expressions through the matrix  $\Gamma_{U,D}$ . So, in the top decays  $t \rightarrow cl^+l^-$ , the new flavor changing neutral currents show themselves in both gluino-squark-quark and neutralino-squark-quark couplings in the up-type squark loops and in the chargino-squark-quark coupling in the down-type squark loops. We briefly review the ingredients of the flavor-violation in each sector, then give the interactions responsible for the violation.

The gluino,  $\tilde{g}$ , is the spin 1/2 superpartner (Majorana fermion) of the gluon. According to the generators of  $SU(3)_C$  (color octet), there are 8 gluinos, all having the same Majorana mass

$$m_{\tilde{g}} = M_3. \quad (4.9)$$

In the super-CKM basis, the quark-up squark-gluino ( $\tilde{g}$ ) interaction is given by

$$\mathcal{L}_{u\tilde{u}\tilde{g}} = \sum_{i=1}^3 \sqrt{2} g_s T_{st}^r [\bar{u}_i^s (\Gamma_U)^{ia} P_L \tilde{g}^r \tilde{u}_a^t - \bar{u}_i^s (\Gamma_U)^{(i+3)a} P_R \tilde{g}^r \tilde{u}_a^t + \text{H.c.}] , \quad (4.10)$$

where  $T^r$  are the  $SU(3)_c$  generators,  $P_{L,R} \equiv (1 \mp \gamma_5)/2$ ,  $i = 1, 2, 3$  is the generation index,  $a = 1, \dots, 6$  is the scalar quark index, and  $s, t$  are color indices. In the gluino interaction, the flavor changing effects from soft broken terms  $M_{\tilde{Q}}^2$ ,  $M_{\tilde{U}}^2$  and  $A_u$  on the observables are introduced through the matrix  $\Gamma_U$ . The Feynman graphs generated by gluino contributions to the decay  $t \rightarrow cl^+l^-$  are depicted in Fig 3.

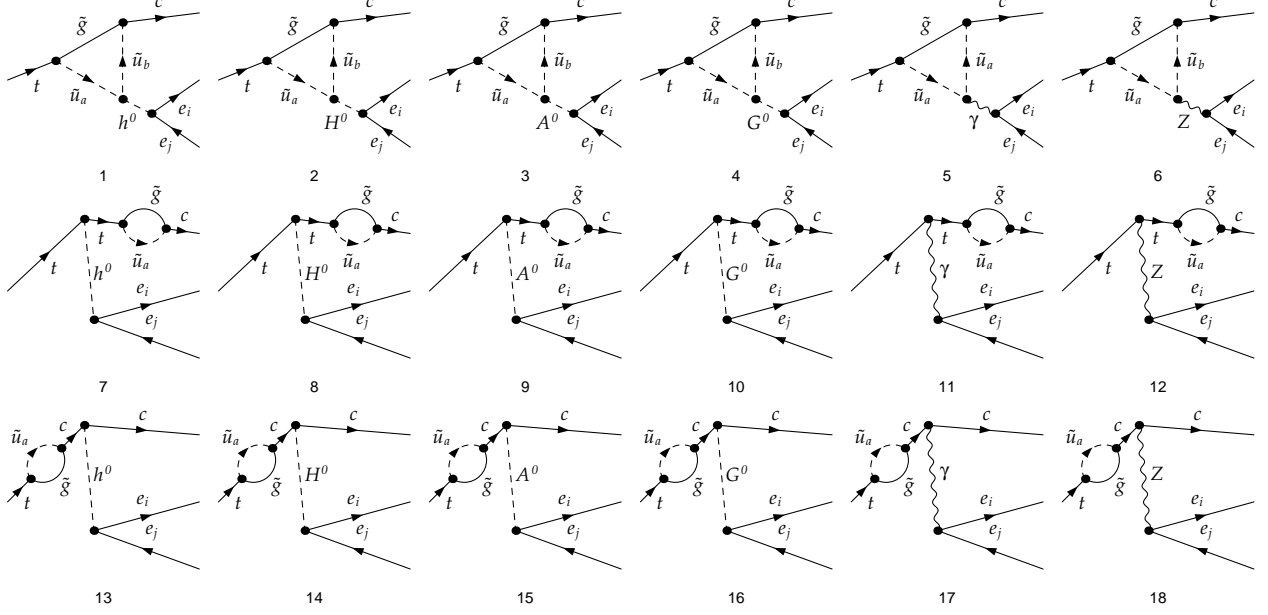


FIG. 3: The one-loop gluino contributions to  $t \rightarrow cl^+l^-$  in MSSM in the 't Hooft-Feynman gauge.

The charginos  $\tilde{\chi}_i^\pm$  ( $i = 1, 2$ ) are four component Dirac fermions. The mass eigenstates are obtained from the winos  $\tilde{W}^\pm$  and the charged higgsinos  $\tilde{H}_1^-, \tilde{H}_2^+$ :

$$\tilde{W}^+ = \begin{pmatrix} -i\lambda^+ \\ i\bar{\lambda}^- \end{pmatrix}; \quad \tilde{W}^- = \begin{pmatrix} +i\lambda^- \\ i\bar{\lambda}^- \end{pmatrix}; \quad \tilde{H}_2^+ = \begin{pmatrix} \psi_{H_2}^+ \\ \bar{\psi}_{H_1}^- \end{pmatrix}; \quad \tilde{H}_1^- = \begin{pmatrix} \psi_{H_1}^- \\ \bar{\psi}_{H_2}^+ \end{pmatrix}. \quad (4.11)$$

The chargino masses are defined as mass eigenvalues of the diagonalized mass matrix,

$$\mathcal{L}_{\text{mass}}^{\tilde{\chi}^\pm} = -\frac{1}{2} (\psi^+, \psi^-) \begin{pmatrix} 0 & \mathbf{X}^T \\ \mathbf{X} & 0 \end{pmatrix} \begin{pmatrix} \psi^+ \\ \psi^- \end{pmatrix} + \text{H.c.} \quad (4.12)$$

or given in terms of two-component fields

$$\psi^+ = (-i\lambda^+, \psi_{H_2}^+), \quad \psi^- = (-i\lambda^-, \psi_{H_1}^-), \quad (4.13)$$

where  $\mathbf{X}$  is given by

$$\mathbf{X} = \begin{pmatrix} M_2 & \sqrt{2} M_W \sin \beta \\ \sqrt{2} M_W \cos \beta & \mu \end{pmatrix}. \quad (4.14)$$

In the mass matrix,  $M_2$  is the soft SUSY-breaking parameter for the Majorana mass term. and  $\mu$  is the Higgsino mass parameter from the Higgs potential.

The physical (two-component) mass eigenstates are obtained via unitary ( $2 \times 2$ ) matrices  $U$  and  $V$ :

$$\chi_i^+ = V_{ij} \psi_j^+, \quad \chi_i^- = U_{ij} \psi_j^- \quad i, j = 1, 2. \quad (4.15)$$

The eigenvalues of the diagonalized matrix

$$\mathbf{M}_{\text{diag}}^{\tilde{\chi}^+} = U^* \mathbf{X} V^{-1} = \begin{pmatrix} m_{\tilde{\chi}_1^+} & 0 \\ 0 & m_{\tilde{\chi}_2^+} \end{pmatrix}, \quad (4.16)$$

are given by

$$m_{\tilde{\chi}_{1,2}^+}^2 = \frac{1}{2} \left\{ M_2^2 + \mu^2 + 2M_W^2 \mp \left[ (M_2^2 - \mu^2)^2 + 4M_W^4 \cos^2 2\beta + 4M_W^2 (M_2^2 + \mu^2 + 2\mu M_2 \sin 2\beta) \right]^{\frac{1}{2}} \right\}. \quad (4.17)$$

The relevant Lagrangian terms for the quark-down squark-chargino ( $\tilde{\chi}_\sigma^\pm$ ) interaction are given by

$$\begin{aligned} \mathcal{L}_{u\tilde{\chi}^+} = & \sum_{\sigma=1}^2 \sum_{i,j=1}^3 \left\{ \bar{u}_i [V_{\sigma 2}^* (Y_u^{\text{diag}} K_{CKM})_{ij}] P_L \tilde{\chi}_\sigma^+ (\Gamma_D)^{ja} \tilde{d}_a - \bar{u}_i [g U_{\sigma 1} (K_{CKM})_{ij}] P_R \tilde{\chi}_\sigma^+ (\Gamma_D)^{ja} \tilde{d}_a \right. \\ & \left. + \bar{u}_i [U_{\sigma 2} (K_{CKM} Y_d^{\text{diag}})_{ij}] P_R \tilde{\chi}_\sigma^+ (\Gamma_D)^{(j+3)a} \tilde{d}_a \right\} + \text{H.c.}, \end{aligned} \quad (4.18)$$

where the index  $\sigma$  refers to chargino mass eigenstates.  $Y_{u,d}^{\text{diag}}$  are the diagonal up- and down-

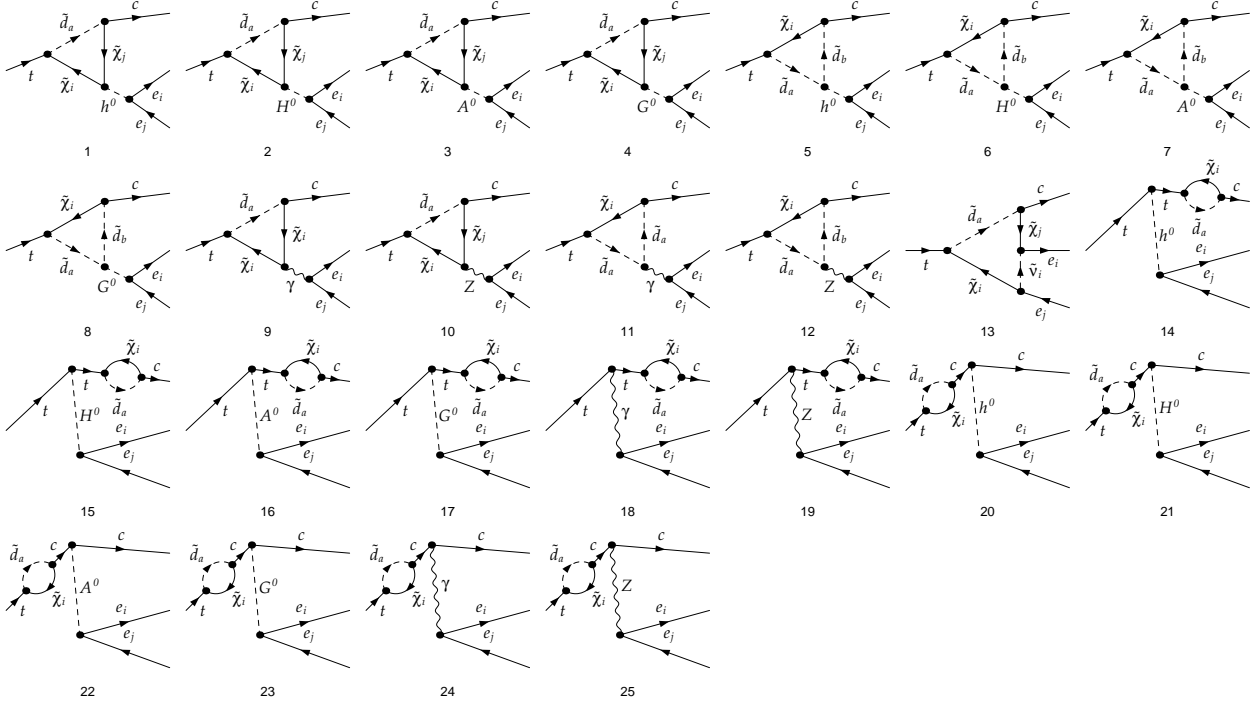


FIG. 4: The one-loop chargino contributions to  $t \rightarrow cl^+l^-$  in MSSM in the 't Hooft-Feynman gauge.

quark Yukawa couplings, and  $V, U$  the chargino rotation matrices defined by  $U^* M_{\tilde{\chi}^+} V^{-1} =$

$\text{diag}(m_{\tilde{\chi}_1^+}, m_{\tilde{\chi}_2^+})$ . The flavor changing effects arise from both the off-diagonal elements in the CKM matrix  $K_{CKM}$  and from the soft supersymmetry breaking terms in  $\Gamma_D$ . The Feynman graphs generated by chargino contributions to the decay  $t \rightarrow cl^+l^-$  are shown in Fig 4.

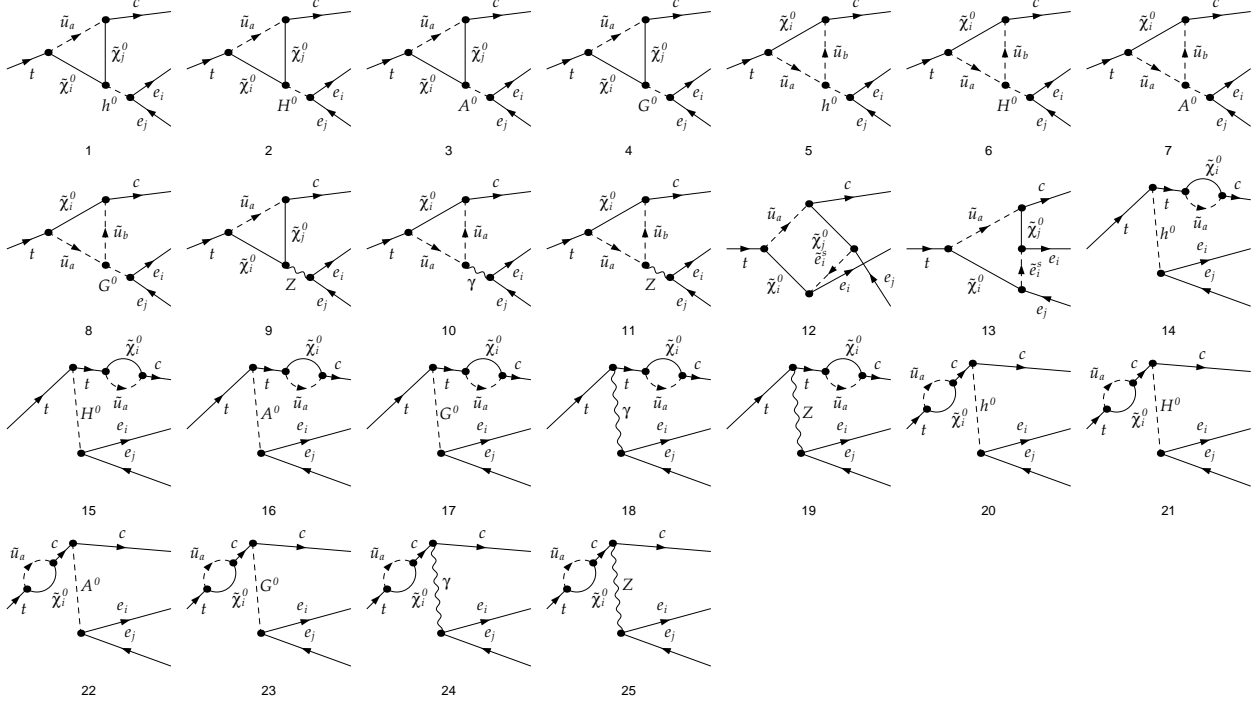


FIG. 5: The one-loop neutralino contributions to  $t \rightarrow cl^+l^-$  in MSSM in the 't Hooft-Feynman gauge.

Neutralinos  $\tilde{\chi}_i^0$  ( $i = 1, 2, 3, 4$ ) are four-component Majorana fermions. They are the mass eigenstates of the photino,  $\tilde{\gamma}$ , the zino,  $\tilde{Z}$ , and the neutral higgsinos,  $\tilde{H}_1^0$  and  $\tilde{H}_2^0$ , with

$$\tilde{\gamma} = \begin{pmatrix} -i\lambda_\gamma \\ i\bar{\lambda}_\gamma \end{pmatrix}; \quad \tilde{Z} = \begin{pmatrix} -i\lambda_Z \\ i\bar{\lambda}_Z \end{pmatrix}; \quad \tilde{H}_1^0 = \begin{pmatrix} \psi_{H_1}^0 \\ \bar{\psi}_{H_1}^0 \end{pmatrix}; \quad \tilde{H}_2^0 = \begin{pmatrix} \psi_{H_2}^0 \\ \bar{\psi}_{H_2}^0 \end{pmatrix}. \quad (4.19)$$

The mass term in the Lagrangian density is given by

$$\mathcal{L}_{\tilde{\chi}^0, \text{mass}} = -\frac{1}{2}(\psi^0)^T \mathbf{Y} \psi^0 + \text{H.c.} \quad (4.20)$$

with the two-component fermion fields

$$(\psi^0)^T = (-i\lambda', -i\lambda^3, \psi_{H_1}^0, \psi_{H_2}^0). \quad (4.21)$$

The mass matrix  $\mathbf{Y}$  is given by

$$\mathbf{Y} = \begin{pmatrix} M_1 & 0 & -M_Z \sin \theta_W \cos \beta & M_Z \sin \theta_W \sin \beta \\ 0 & M_2 & M_Z \cos \theta_W \cos \beta & -M_Z \cos \theta_W \sin \beta \\ -M_Z \sin \theta_W \cos \beta & M_Z \cos \theta_W \cos \beta & 0 & -\mu \\ M_Z \sin \theta_W \sin \beta & -M_Z \cos \theta_W \sin \beta & -\mu & 0 \end{pmatrix}. \quad (4.22)$$

The physical neutralino mass eigenstates are obtained with the unitary transformation matrix  $N$ :

$$\chi_i^0 = N_{ij} \psi_j^0 \quad i, j = 1, \dots, 4, \quad (4.23)$$

The diagonal mass matrix is then given by

$$\mathbf{M}_{\text{diag}}^{\tilde{\chi}^0} = N^* \mathbf{Y} N^{-1}. \quad (4.24)$$

the relevant Lagrangian terms for the quark-up squark neutralino ( $\tilde{\chi}_n^0$ ) interaction are

$$\begin{aligned} \mathcal{L}_{u\tilde{u}\tilde{\chi}^0} = & \sum_{n=1}^4 \sum_{i=1}^3 \left\{ \bar{u}_i N_{n1}^* \frac{4}{3} \frac{g}{\sqrt{2}} \tan \theta_W P_L \tilde{\chi}_n^0 (\Gamma_U)^{(i+3)a} \tilde{u}_a - \bar{u}_i N_{n4}^* Y_u^{\text{diag}} P_L \tilde{\chi}_n^0 (\Gamma_U)^{ia} \tilde{u}_a \right. \\ & \left. - \bar{u}_i \frac{g}{\sqrt{2}} \left( N_{n2} + \frac{1}{3} N_{n1} \tan \theta_W \right) P_R \tilde{\chi}_n^0 (\Gamma_U)^{ia} \tilde{u}_a - \bar{u}_i N_{n4} Y_u^{\text{diag}} P_R \tilde{\chi}_n^0 (\Gamma_U)^{(i+3)a} \tilde{u}_a \right\}, \end{aligned} \quad (4.25)$$

where  $N$  is the rotation matrix which diagonalizes the neutralino mass matrix  $M_{\tilde{\chi}^0}$ ,  $N^* M_{\tilde{\chi}^0} N^{-1} = \text{diag}(m_{\tilde{\chi}_1^0}, m_{\tilde{\chi}_2^0}, m_{\tilde{\chi}_3^0}, m_{\tilde{\chi}_4^0})$ . As in the gluino case, FCNC terms arise only from supersymmetric parameters in  $\Gamma_U$ . The Feynman graphs generated by neutralino contributions to the decay  $t \rightarrow cl^+l^-$  are given in Fig 5.

Note that MSSM can be studied as a model in itself, or as a low energy realization of a supersymmetric grand unified scenario (SUSY GUT). In SUSY GUTs  $M_1$ ,  $M_2$  and  $M_3$  are not independent but connected via

$$m_{\tilde{g}} = M_3 = \frac{g_3^2}{g_2^2} M_2 = \frac{\alpha_s}{\alpha_{\text{em}}} \sin^2 \theta_W^2 M_2, \quad M_1 = \frac{5 \sin^2 \theta_W^2}{3 \cos^2 \theta_W^2} M_2. \quad (4.26)$$

which results in a reduction of the number of independent parameters. We shall refer to this as the mSUGRA scenario and label the figures accordingly.

In the unconstrained MSSM no specific assumptions are made about the underlying SUSY-breaking mechanism, and a parametrization of all possible soft SUSY-breaking terms

is used that does not alter the relation between the dimensionless couplings (which ensures that the absence of quadratic divergences is maintained). This parametrization has the advantage of being very general, but the disadvantage of introducing more than 100 new parameters in addition to the SM. While in principle these parameters (masses, mixing angles, complex phases) could be chosen independently of each other, experimental constraints from flavour-changing neutral currents, electric dipole moments, etc. seem to favour a certain degree of universality among the soft SUSY-breaking parameters.

We now proceed to investigate the dependence of the branching ratio of  $t \rightarrow cl^+l^-$  on the parameters of the supersymmetric model. In the case of flavor violating MSSM, only the mixing between the second and the third generations is turned on, and the dimensionless parameters  $\delta$ 's run over as much of the interval (0,1) as allowed. The allowed upper limits of  $\delta$ 's are constrained by the requirement that  $m_{\tilde{u}_i, \tilde{d}_i} > 0$  and consistent with the experimental lower bounds (depending on the chosen values of  $M_{\text{SUSY}}$ ,  $A$ ,  $\tan \beta$ , and  $\mu$ ). We assume a lower bound of 96 GeV for all up squark masses and 90 GeV for the down squark masses [53]. The Higgs masses are calculated with `FeynHiggs version 2.3` [52], with the requirement that the lightest neutral Higgs mass is larger than 114 GeV. Other experimental bounds included are [53]: 96 GeV for the lightest chargino, 46 GeV the lightest neutralino, and 195 GeV for the gluino. We did not include the possible constraints coming from  $b \rightarrow s\gamma$  or  $B_s - \bar{B}_s$  mixing. The reason is the following: the most stringent constraints of these arise from the gluino contributions, and they restrict  $(\delta_D^{23})_{AB}$ . Constraints on  $(\delta_U^{23})_{AB}$  are obtained under certain assumptions only. For instance, Cao *et. al.* in [31], allow two flavor-violating parameters,  $(\delta_U^{23})_{LL}$  and  $(\delta_U^{23})_{LR}$ , to be non-zero at the same time. This permits  $(\delta_U^{23})_{LR}$  to be of order one, but restricts  $(\delta_U^{23})_{LL}$  to be 0.5 or less.

As in the case of the 2HDM, the constrained MSSM contribution to  $t \rightarrow cl^+l^-$  is very small, often below the SM contribution. Thus, the only signals likely to be observed at the colliders would come from the unconstrained MSSM, which we investigate in detail. In Fig. 6 we plot the dependence of the branching ratio of  $t \rightarrow ce^+e^-$  on the flavor-changing parameter  $\delta_{U,D}^{23}$ . The  $\delta_U^{23}$  parameter drives the contributions from the gluino and neutralino sectors, while  $\delta_D^{23}$  affects the chargino contribution only. The constrained MSSM values for the branching ratio correspond to  $\delta_{U,D}^{23} = 0$ .<sup>2</sup> The first graph is obtained by allowing free

---

<sup>2</sup> The branching ratio is calculated by taking the top quark total decay width as 1.55 GeV.

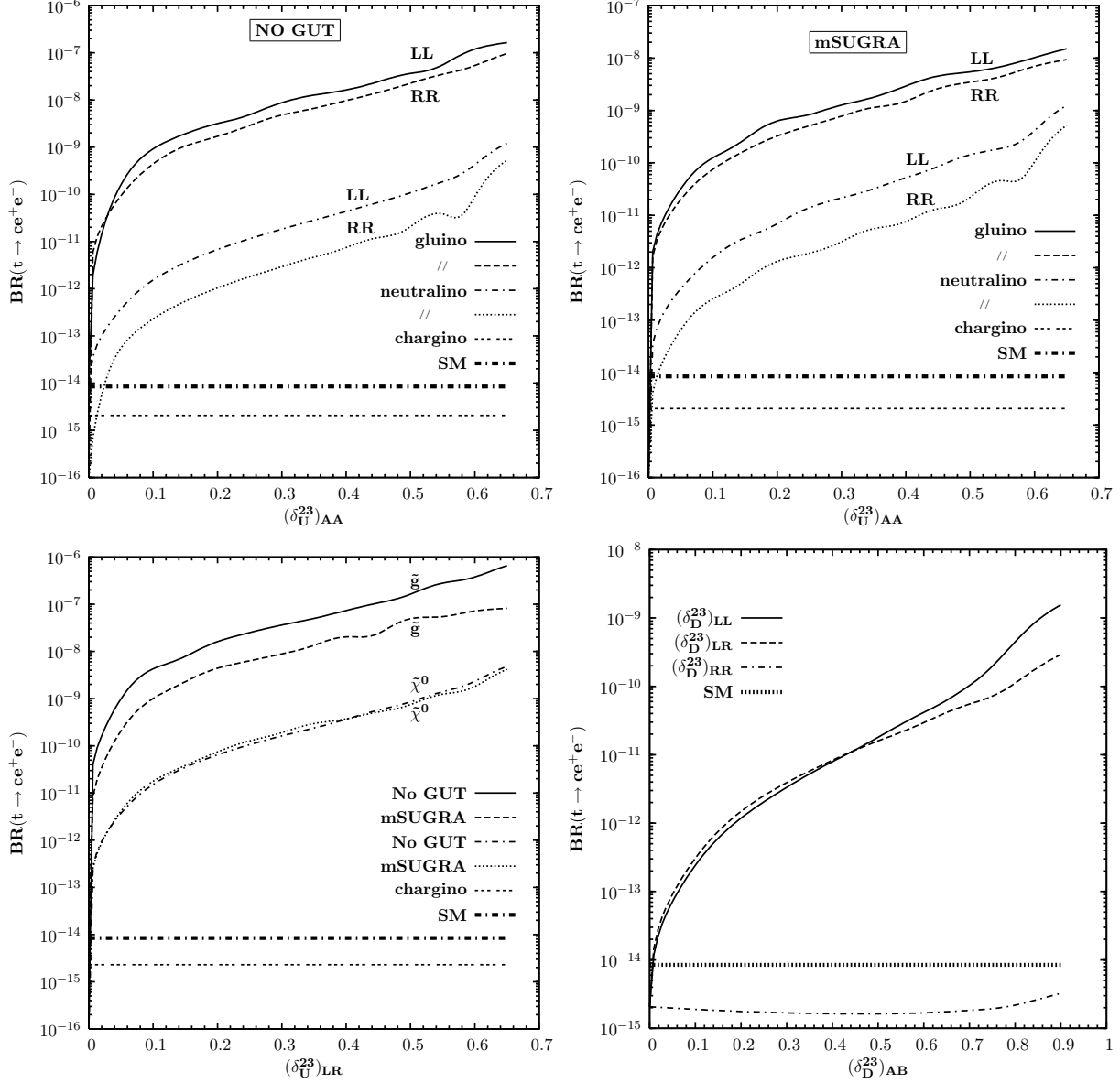


FIG. 6: Upper left panel: BR's of  $t \rightarrow ce^+e^-$  decay as function of  $(\delta_U^{23})_{AA}$  without the GUT relations ( $m_{\tilde{g}} = 250$  GeV). Upper right panel: BR's as function of  $(\delta_U^{23})_{AA}$  under the same conditions in mSUGRA scenarios. Lower left panel: BR's of  $t \rightarrow ce^+e^-$  decay as function of  $(\delta_U^{23})_{LR}$ . Lower right panel: BR's as function of  $(\delta_D^{23})_{AB}$ ,  $A, B = L, R$ . The parameters are chosen as  $\tan \beta = 10$ ,  $m_{A^0} = M_{\text{SUSY}} = 500$  GeV,  $M_2 = \mu = 200$  GeV, and  $A_t = 1.2$  TeV.

values for the gaugino masses (no-GUT scenario); in practice this allows the gluino mass to be relatively light and the gluino contribution large. Taking only one  $(\delta_U^{23})_{AB} \neq 0$ ,  $A, B = L, R$  at a time, the LL and RR contribution from the gluino are almost the same (as the gluino couplings are helicity blind, the only difference comes from the squark masses in the loop).

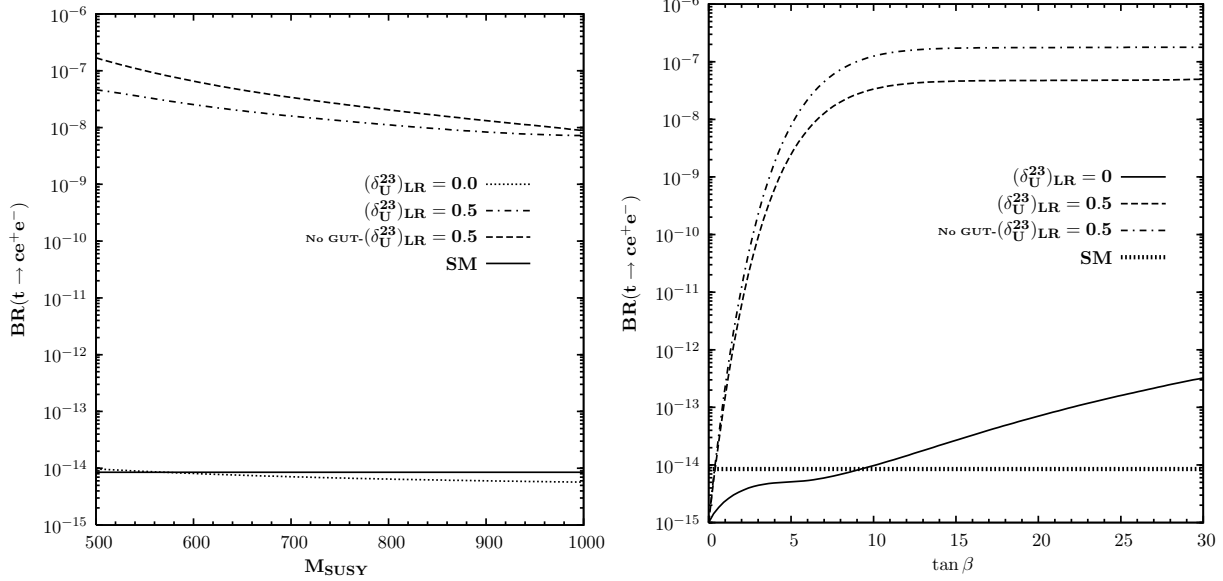


FIG. 7: Left panel: BR's of  $t \rightarrow ce^+e^-$  decay as function of  $M_{\text{SUSY}}$  for various values of  $(\delta_U^{23})_{LR}$  with  $\tan\beta = 10$ . Right panel: BR's as function of  $\tan\beta$  under the same conditions with  $M_{\text{SUSY}} = 500$  GeV. The common parameters are chosen as  $m_{A^0} = 500$  GeV,  $M_2 = \mu = 200$  GeV, and  $A_t = 1.2$  TeV.  $m_{\tilde{g}} = 250$  GeV for without GUT cases.

For the neutralino, the LL contribution is larger than the RR one by one order of magnitude or more. The total branching ratio can reach  $10^{-7}$  or so, for large allowed values of  $(\delta_U^{23})_{LL}$ . Once gaugino mass relations are imposed in accordance with the mSUGRA scenario, the gluino masses are forced to be larger and the gluino contributions are reduced by an order of magnitude, while the neutralino contributions are practically unaffected (upper right-sided panel). Throughout both scenarios, the chargino contribution, induced by the CKM matrix, is very small but non-zero. We give, in all graphs, the value of the SM branching ratio, for comparison; but not the value of the branching ratio for 2HDM, which is indistinguishable numerically from that of the SM. In the lower left-sided panel we graph the branching ratio of  $t \rightarrow ce^+e^-$  as a function of the flavor- and helicity-changing parameter  $(\delta_U^{23})_{LR}$ . As in the case of  $t \rightarrow cV$  [21], this dependence is somewhat stronger than for the helicity-conserving parameter and the branching ratio can reach  $10^{-6}$  for the no-GUT scenario. Finally in the lower right-sided panel, we show the dependence of the branching ratio of  $t \rightarrow ce^+e^-$  as a function of the parameter  $(\delta_D^{23})_{AB}$  in the down squark sector. This parameter affects the chargino contributions only. The branching ratio can reach at most  $10^{-9}$  from the chargino contributions alone; in this case  $(\delta_U^{23})_{AB}$  is set to zero and the gluino and neutralino



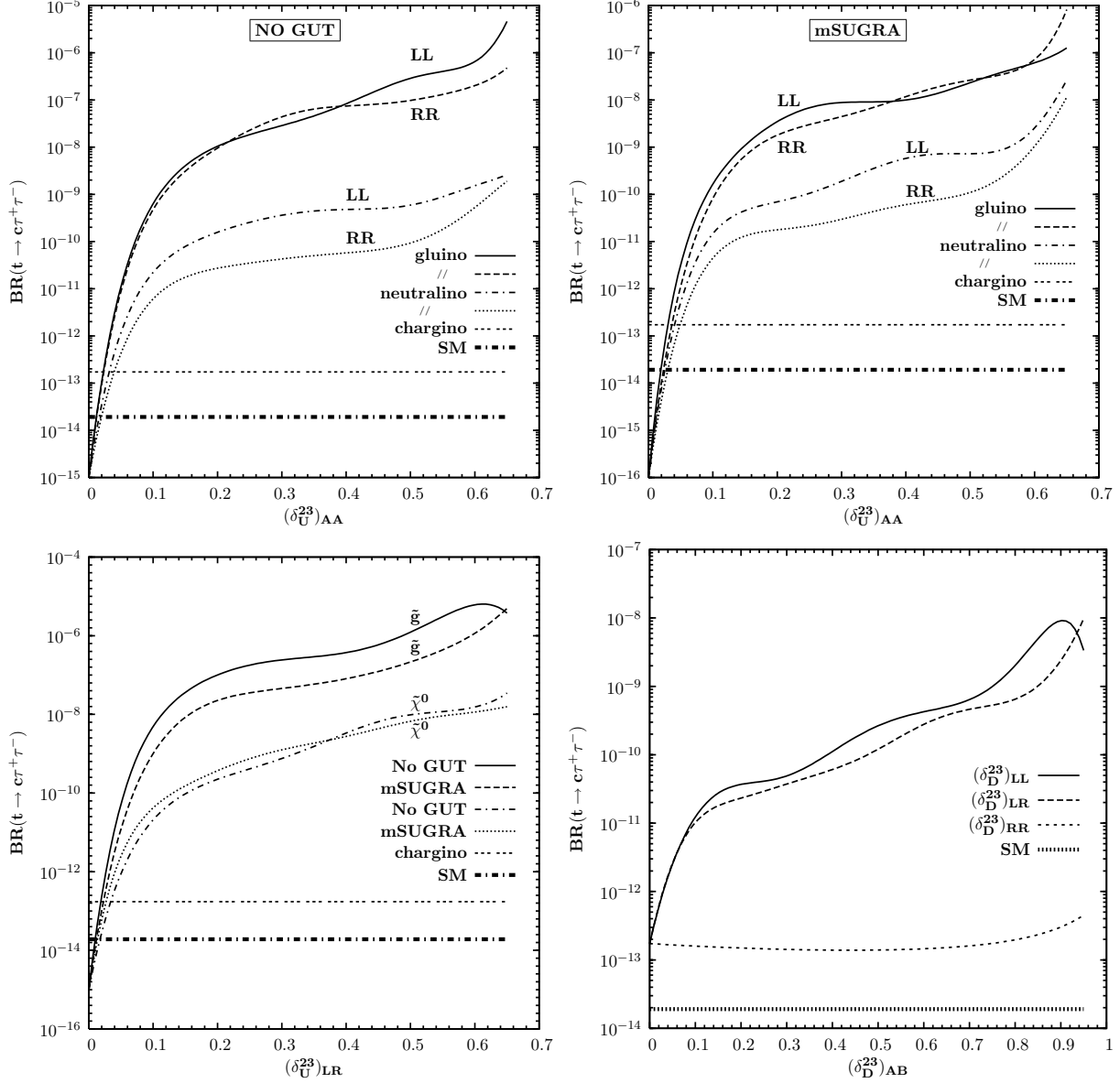


FIG. 8: Upper left panel: BR's of  $t \rightarrow c\tau^+\tau^-$  decay as function of  $(\delta_U^{23})_{AA}$  without the GUT relations ( $m_{\tilde{g}} = 250$  GeV). Upper right panel: BR's as a function of  $(\delta_U^{23})_{AA}$  under the same conditions in mSUGRA scenario. Lower left panel: BR's as function of  $(\delta_U^{23})_{LR}$ . Lower right panel: BR's as function of  $(\delta_D^{23})_{AB}$ ,  $A, B = L, R$ . The parameters are chosen as  $\tan\beta = 10$ ,  $m_{A^0} = M_{\text{SUSY}} = 500$  GeV,  $M_2 = \mu = 200$  GeV, and  $A_t = 1.2$  TeV.

contributions are zero. Should the flavor violation come from the down squark sector only, the branching ratio would be one-to-two orders of magnitude smaller than if it originated in the up squark sector.

In Fig. 7 we plot the dependence of the branching ratio of  $t \rightarrow ce^+e^-$  on the scalar mass

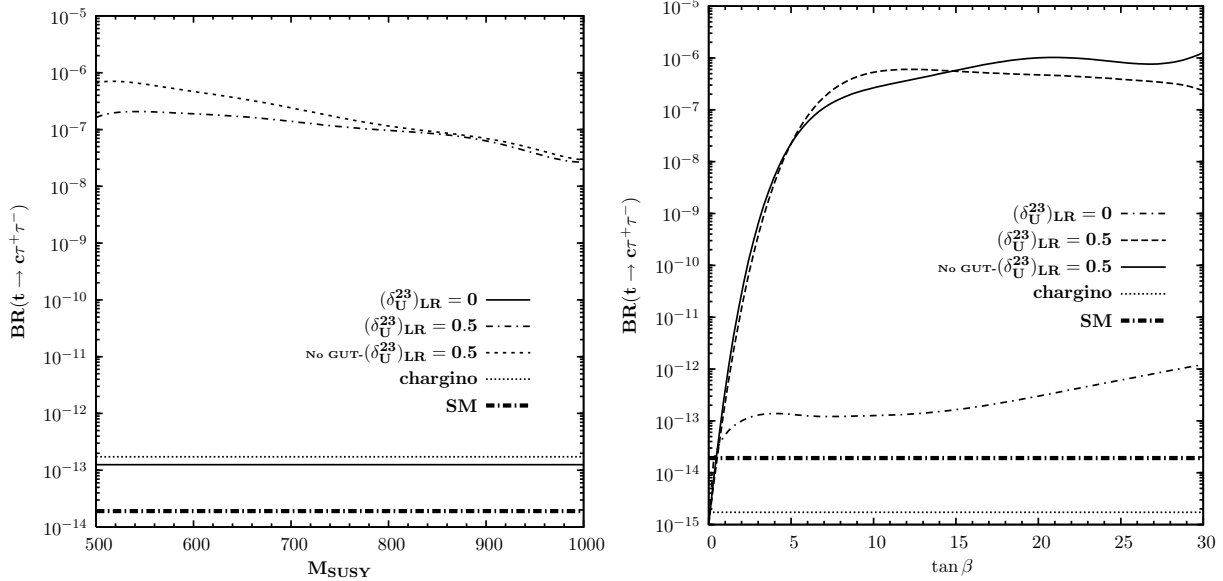


FIG. 9: Left panel: BR's of  $t \rightarrow c\tau^+\tau^-$  decay as function of  $M_{\text{SUSY}}$  for various values of  $(\delta_U^{23})_{LR}$  with  $\tan\beta = 10$ . Right panel: BR's as function of  $M_{\text{SUSY}}$  for various values of  $(\delta_U^{23})_{LR}$  with  $\tan\beta = 10$ . The common parameters are chosen as  $m_{A^0} = 500$  GeV,  $M_2 = \mu = 200$  GeV, and  $A_t = 1.2$  TeV.  $M_{\tilde{g}} = 250$  GeV for without GUT cases.

$M_{\text{SUSY}}$  and  $\tan\beta$ .  $M_{\text{SUSY}}$  affects scalar quark masses; one can see from the left-handed panel in Fig. 7 that the dependence is very weak, less than one order of magnitude change in going from 500 GeV to 1 TeV. The same is true for the  $\tan\beta$  dependence which affects scalar quark masses and mixings, and the chargino/neutralino contribution: except for very low  $\tan\beta$ 's, between 0 and 5 when the branching ratio increases dramatically from 0, the branching ratio is insensitive to variations in intermediate values of  $\tan\beta$  between 7 and 30.

We investigated the same dependence for the decay  $t \rightarrow c\mu^+\mu^-$  and the results are practically identical, so we do not show them here. However, as expected, the branching ratio for  $t \rightarrow c\tau^+\tau^-$  differs numerically, though not in its general variation pattern, from  $t \rightarrow ce^+e^-$  and we show it in Fig. 8. While the differences between the behavior of different curves are insignificant, the branching ratio for  $t \rightarrow c\tau^+\tau^-$  is consistently one order of magnitude larger than either  $t \rightarrow ce^+e^-$  or  $t \rightarrow c\mu^+\mu^-$ . Plotting the branching ratio of  $t \rightarrow c\tau^+\tau^-$  with respect to  $M_{\text{SUSY}}$  and  $\tan\beta$ , in Fig. 9, one can see the effects of the  $\tau$  lepton coupling to Higgs. In this, we assume flavor-violation in the up squark sector only, thus only the gluino and neutralino graphs are important. Looking at the diagrams, the decays proceed mostly through the penguins  $t \rightarrow c\gamma^*$ ,  $t \rightarrow cZ^*$  and  $t \rightarrow cH^*$  followed by

$\gamma^*, Z^*, H^* \rightarrow \tau^+ \tau^-$ . If the Higgs exchange was dominant, one would expect an enhancement in  $\tau\tau$  with respect to  $ee$  final state, of the order of  $(m_\tau/m_e)^2$ , while no change would be expected if the dominant exchange would be through the  $\gamma$  or  $Z$ .<sup>3</sup> The enhancement shows that there is some interference between the Higgs and vector boson graphs.

## V. $t \rightarrow c\nu_i\bar{\nu}_i$

The transition  $t \rightarrow c\nu_i\bar{\nu}_i$  is generated at one-loop by the same operators as  $t \rightarrow cl^+l^-$ . Of course, in this case, the experimental search for this rare decay is harder than for  $t \rightarrow cl^+l^-$  (the signal will be a quark jet plus missing energy instead of a quark jet plus a lepton pair). As one cannot distinguish neutrino species, we sum over all three light families, which in principle could result in a rate for  $t \rightarrow c \sum \nu_i\bar{\nu}_i$  a factor of 3-4 larger than the rate for  $t \rightarrow cl^+l^-$ . The Feynman diagrams which contribute to this decay in the SM are given in Fig. 10; for the 2HDM in Fig 11; and for the gluino, chargino and neutralino contributions in MSSM in Figs. 12, 13 and 14 respectively.

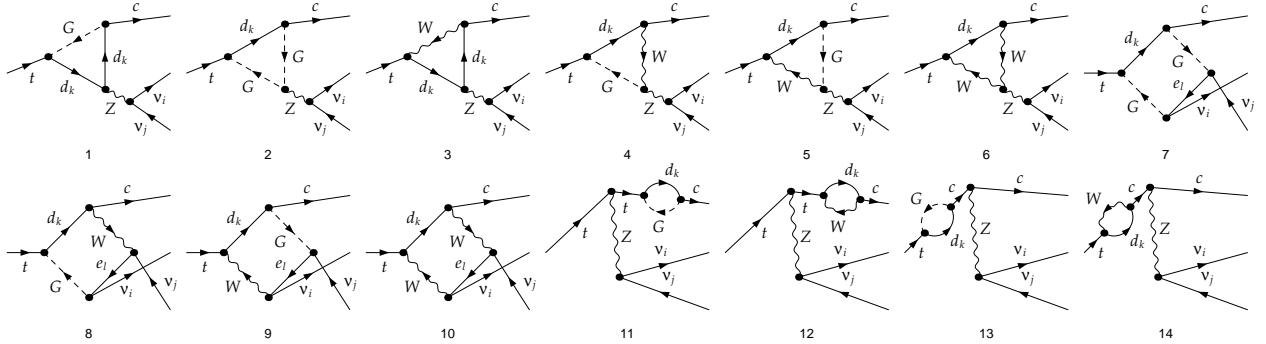


FIG. 10: The one-loop SM contributions to  $t \rightarrow c\nu_i\bar{\nu}_i$  in the 't Hooft-Feynman gauge.

Fig. 15 is dedicated to the investigation of the branching ratio of  $t \rightarrow c \sum \nu_i\bar{\nu}_i$ . For the case in which the gluino mass is allowed to be relatively light (no GUT scenario), the largest contribution comes from the flavor- and helicity-changing parameter in the up squark sector  $(\delta_U^{23})_{LR}$ , though the contributions from the LL and RR parameters are comparable. We recover here the features from the decay  $t \rightarrow cl^+l^-$ , while summing over neutrino flavors results in a larger overall branching ratio than  $t \rightarrow ce^+e^-$  (The factor is slightly bigger

<sup>3</sup> Note that in the  $\tau\tau$  case there is an additional phase space suppression.

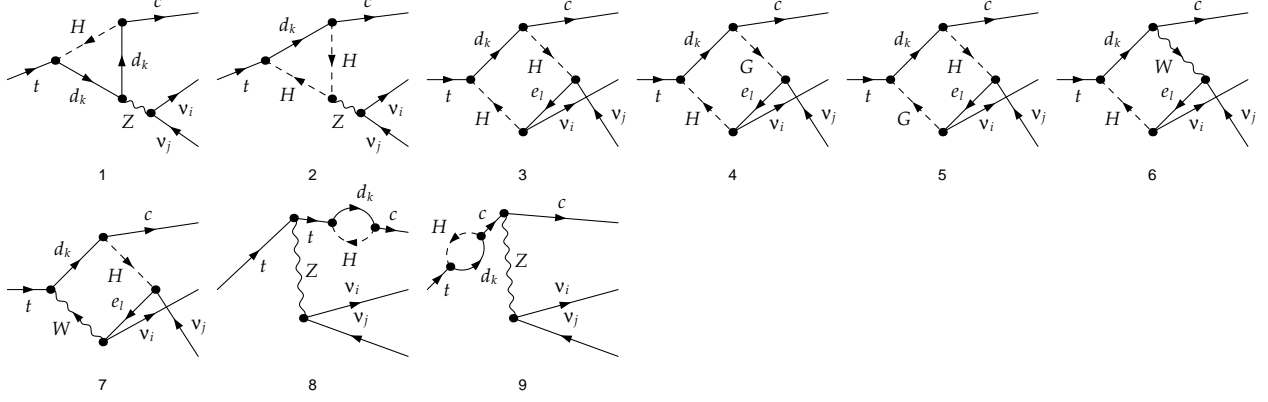


FIG. 11: The one-loop 2HDM contributions to  $t \rightarrow c\nu_i\bar{\nu}_i$  in the 't Hooft-Feynman gauge.

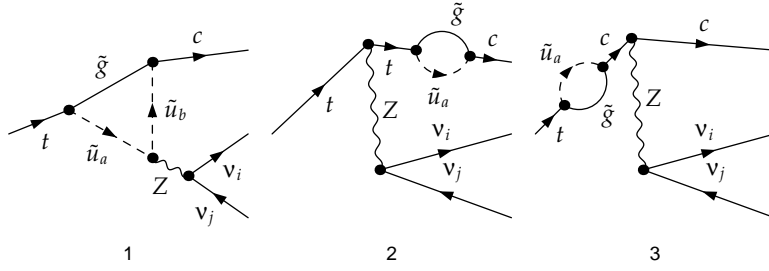


FIG. 12: The one-loop gluino contributions to  $t \rightarrow c\nu_i\bar{\nu}_i$  in MSSM in the 't Hooft-Feynman gauge.

than three). The down sector parameters  $(\delta_D^{23})_{AD}$  contribute much less, especially  $(\delta_D^{23})_{RR}$  as there are no right-handed gauginos. At best, the branching ratio for  $t \rightarrow c \sum \nu_i \bar{\nu}_i$  can reach  $10^{-6}$ . This decreases somewhat for the case where we impose GUT relations between gaugino masses (upper right-handed panel). We plot the variation with  $(\delta_U^{23})_{AB}$  parameters only, for comparison, as they are dominant and the pattern of variation remains the same. The variation with the scalar mass  $M_{\text{SUSY}}$  and  $\tan\beta$  are shown in the lower right-hand panel. As for  $t \rightarrow cl^+l^-$ , the variation with  $M_{\text{SUSY}}$  is weak, the branching ratio decreasing by

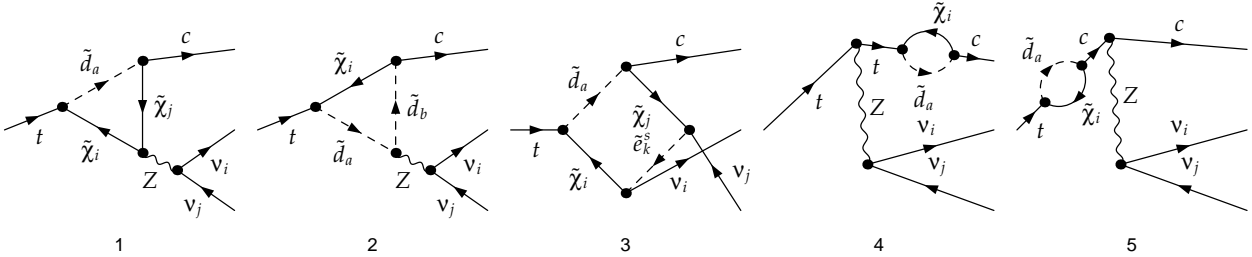


FIG. 13: The one-loop chargino contributions to  $t \rightarrow c\nu_i\bar{\nu}_i$  in MSSM in the 't Hooft-Feynman gauge.

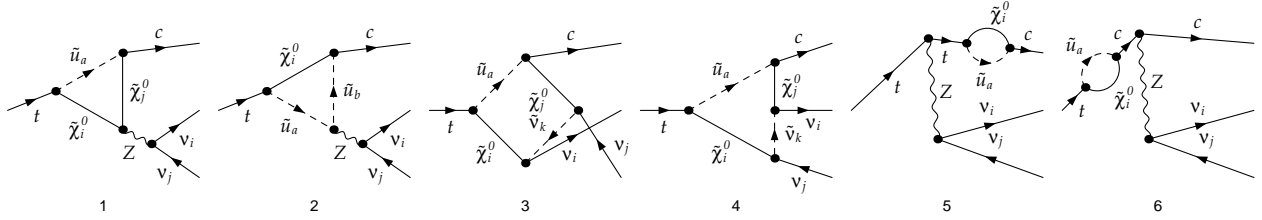


FIG. 14: The one-loop neutralino contributions to  $t \rightarrow c\nu_i\bar{\nu}_i$  in MSSM in the 't Hooft-Feynman gauge.

less than one order of magnitude when varying  $M_{\text{SUSY}}$  from 500 GeV to 1 TeV. Also, the variation with  $\tan\beta$  is very pronounced for low  $\tan\beta$  (between 0 and 5) but the branching ratio is insensitive to variations in intermediate values of  $\tan\beta$  between 10 and 30.

## VI. PRODUCTION OF SINGLE TOP IN $e^+e^- \rightarrow t\bar{c}$ AT THE ILC

While the LHC as a factory of top quarks would allow to search for FCNC top quark decays, the single top quark production is also likely to be overwhelmed by the large background. At the ILC at  $\sqrt{s} \leq 500$  GeV, the signal  $e^+e^- \rightarrow t\bar{c}$  is likely to be observed as a clear signal at relatively low energy,  $\leq 2m_t$ . At such energies a single top quark production would present a clear signal, with the  $\bar{c}$  being essentially a massless jet [55]. This production process has been considered by Chang *et al* [56] in the SM and its extensions, then by Huang *et al* [57] in the SM, and later by Li *et al* [58] in MSSM including SUSY-QCD corrections only. Lately, the process has been reconsidered by Cao *et al* [59] in the unconstrained MSSM (SUSY QCD) with a nonzero mixing  $(\delta_U^{23})_{LL}$ . The conclusion is that the production in SM is impossible to observe but it could be observable in models beyond the SM. Our results agree with [59] for the same parameter values. Here, the charm associated top quark production at ILC,  $e^+e^- \rightarrow t\bar{c}$ , is discussed in both constrained and unconstrained MSSM frameworks including gluino, chargino, neutralino and charged Higgs contributions, allowing flavor violation in both up and down squark sectors between second and third generation. Additionally, we calculate the forward-backward asymmetry. We assume that the electrons and positrons are unpolarized.

The Feynman diagrams contributing to  $e^+e^- \rightarrow t\bar{c}$  process in MSSM can be easily read from the diagrams presented for the decay  $t \rightarrow c l^+ l^-$  in the previous sections. So, we don't repeat them here. Throughout this section the final state of the process is represented as  $t\bar{c}$

even though we symmetrize the final state by adding the charged conjugated part as well ( $t\bar{c} + \bar{t}c$ ). The ultra-violet convergence of the process has been checked not only numerically but also analytically. After taking into account of the unitarity properties of the CKM matrix, the  $6 \times 6$  matrix  $\Gamma_U$  in the gluino sector, the  $2 \times 2$  matrices  $U$  and  $V$  in the chargino sector, and  $4 \times 4$  matrix  $N$  in the neutralino sector, we have shown analytically that the amplitude of the process is ultra-violet divergent free. A similar analysis was carried out for the decay  $t \rightarrow cl^+l^-$  discussed in the previous sections. In this section we adopt the same experimental bounds as in  $t \rightarrow cl^+l^-$  decay. We also apply an angular cut ( $10^\circ$ ) in the center of mass frame. In addition to the cross section, the forward-backward asymmetry ( $A_{FB}$ )

$$A_{FB} = \frac{\sigma(\theta < 90^\circ) - \sigma(\theta > 90^\circ)}{\sigma(\theta < 90^\circ) + \sigma(\theta > 90^\circ)} \quad (6.1)$$

in  $e^+e^- \rightarrow t\bar{c}$  as observable is calculated.

In Fig. 16, the cross section  $\sigma(e^+e^- \rightarrow t\bar{c})$  is presented in two-dimensional contour plots for various parameters. In the upper diagrams,  $\sigma(e^+e^- \rightarrow t\bar{c})$  in  $((\delta_U^{23})_{LR}, \sqrt{s})$  plane is shown with and without GUT relations. The cross section can reach  $10^{-5}$  pb only for large flavor-violating parameter values. The enhancement is about 3-4 orders of magnitude with respect to the unconstrained MSSM results. In the lower diagrams, the contour diagram in  $(M_{SUSY}, A_t)$  shows that a small  $M_{SUSY}$  with  $A_t > 500$  GeV favors a cross section of the order of  $10^{-5}$  pb. The contours in  $((\delta_U^{23})_{LR}, (\delta_U^{23})_{LL})$  plane show that a large cross section can be achieved by either assuming only one or both of the flavor-violating parameters large. The cross section can still get as large as  $10^{-5}$  pb. We further analyzed the dependence of the cross section with  $\tan\beta$  and  $M_2$  and found no significant change.

In Fig. 17 we present a best case scenario for intermediate  $\tan\beta$  values as a function of the gluino mass  $m_{\tilde{g}}$  at the center of mass energies 500 and 1000 GeV, respectively. The cross section can become only few times  $10^{-5}$  pb for a very light gluino and is less than  $10^{-9}$  pb for the constrained MSSM case.

The last figure of the section, Fig. 18, shows how the forward-backward asymmetry changes as a function of various MSSM parameters. The upper two diagrams show that the asymmetry  $A_{FB}$  can be as large as 30% for moderate values of  $(\delta_U^{23})_{LR}$  at center of mass energies less than  $t\bar{t}$  threshold. It is also seen that  $A_{FB}$  is not too sensitive to the gluino mass. As shown in the lower diagrams,  $A_{FB}$  can become even larger if  $M_{SUSY} < 300$  GeV with  $|A_t| > 500$  GeV. For  $M_{SUSY} > 500$  GeV, the asymmetry is always smaller than 20%,

independent of the value of  $A_t$ . Note that the sign of  $A_{\text{FB}}$  shows the differences between right-handed versus left-handed couplings.

We would like to end this section by commenting on the observability of both the decay  $t \rightarrow cl^+l^-$  and the production  $e^+e^- \rightarrow t\bar{c} + \bar{t}c$  at ILC. In the case where the center of mass energy is less than  $2m_t \sim 350$  GeV, we shouldn't expect any  $t\bar{t}$  background so that we can assume the signal as top quark plus almost a massless c-jet. If we further assume that the integrated luminosity  $500fb^{-1}$  is reached, one should expect to have more than 10 events at  $\sqrt{s} = 300$  GeV,  $m_{\tilde{g}} = 250$  GeV with a large flavor violation ( $\sigma \sim 0.025fb$ ). This could still be an observable signal after including detector efficiency factors since the background is very clear. If the center of mass energy is higher than the  $2m_t$  threshold, then background cuts will be required due to the  $t\bar{t}$  production and the situation becomes worse than in the below threshold case. For the decay  $t \rightarrow cl^+l^-$ , ILC might not be the best place to look. Assuming  $\sqrt{s} < 2m_t$ , one can consider  $e^+e^- \rightarrow t\bar{c} \rightarrow c\bar{c}l^+l^-$  where  $l$  should be taken either as electron or muon. Due to its short life-time,  $l = \tau$  case is much more challenging. Without doubt, this wouldn't give any observable signal (considering the two top channel not feasible). For  $\sqrt{s} > 500$  GeV,  $e^+e^- \rightarrow t\bar{t} \rightarrow \bar{b}Wcl^+l^-$ , which yields more events but a more complicated background. For  $\sigma(e^+e^- \rightarrow t\bar{t}) \sim 1$  pb, the number of events for the decay at integrated luminosity  $500fb^{-1}$  becomes around  $1.1 \times 10^5 \times BR(t \rightarrow cl^+l^-)$ .<sup>4</sup> Since  $BR(t \rightarrow cl^+l^-), l = e, \mu$  can reach at most  $10^{-6}$ , we get less than one event. Further cuts needed will make  $t \rightarrow cl^+l^-$  not possible to be observed. However, if one looked at this decay at LHC, one can have  $1.8 \times 10^7 \times BR(t \rightarrow cl^+l^-)$  number of events at  $100fb^{-1}$  integrated limunosity. A total efficiency of 10% is enough to get roughly 1.8 events.

---

<sup>4</sup> W boson is assumed to decay leptonically. In this case, further cuts are necessary to distinguish the lepton from W decay with the signal.

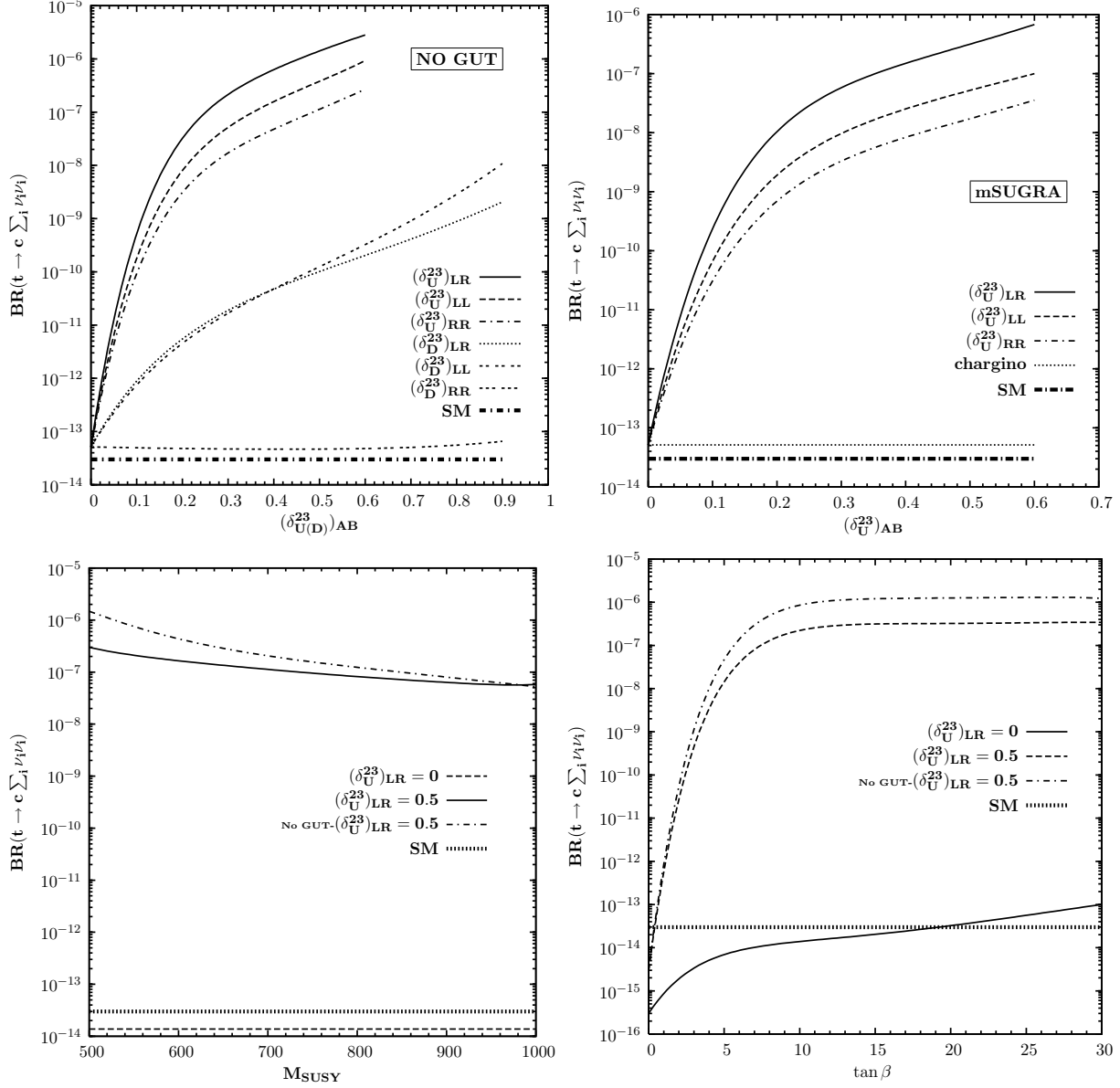


FIG. 15: Upper left panel: BR's of  $t \rightarrow c \sum_i \nu_i \bar{\nu}_i$  decay as function of  $(\delta_{U(D)}^{23})_{AB}$  without the GUT relations ( $m_{\tilde{g}} = 250$  GeV). Upper right panel: BR's as function of  $(\delta_U^{23})_{AB}$  under the same conditions in mSUGRA scenario. The parameters are chosen as  $\tan \beta = 10$ ,  $m_{A^0} = M_{\text{SUSY}} = 500$  GeV,  $M_2 = \mu = 200$  GeV, and  $A_t = 1.2$  TeV. Lower left panel: BR's as function of  $M_{\text{SUSY}}$  for various values of  $(\delta_U^{23})_{LR}$  for various values of  $(\delta_U^{23})_{LR}$  with  $\tan \beta = 10$ . Lower right panel: BR's as a function of  $\tan \beta$  under the same conditions with  $M_{\text{SUSY}} = 500$  GeV.



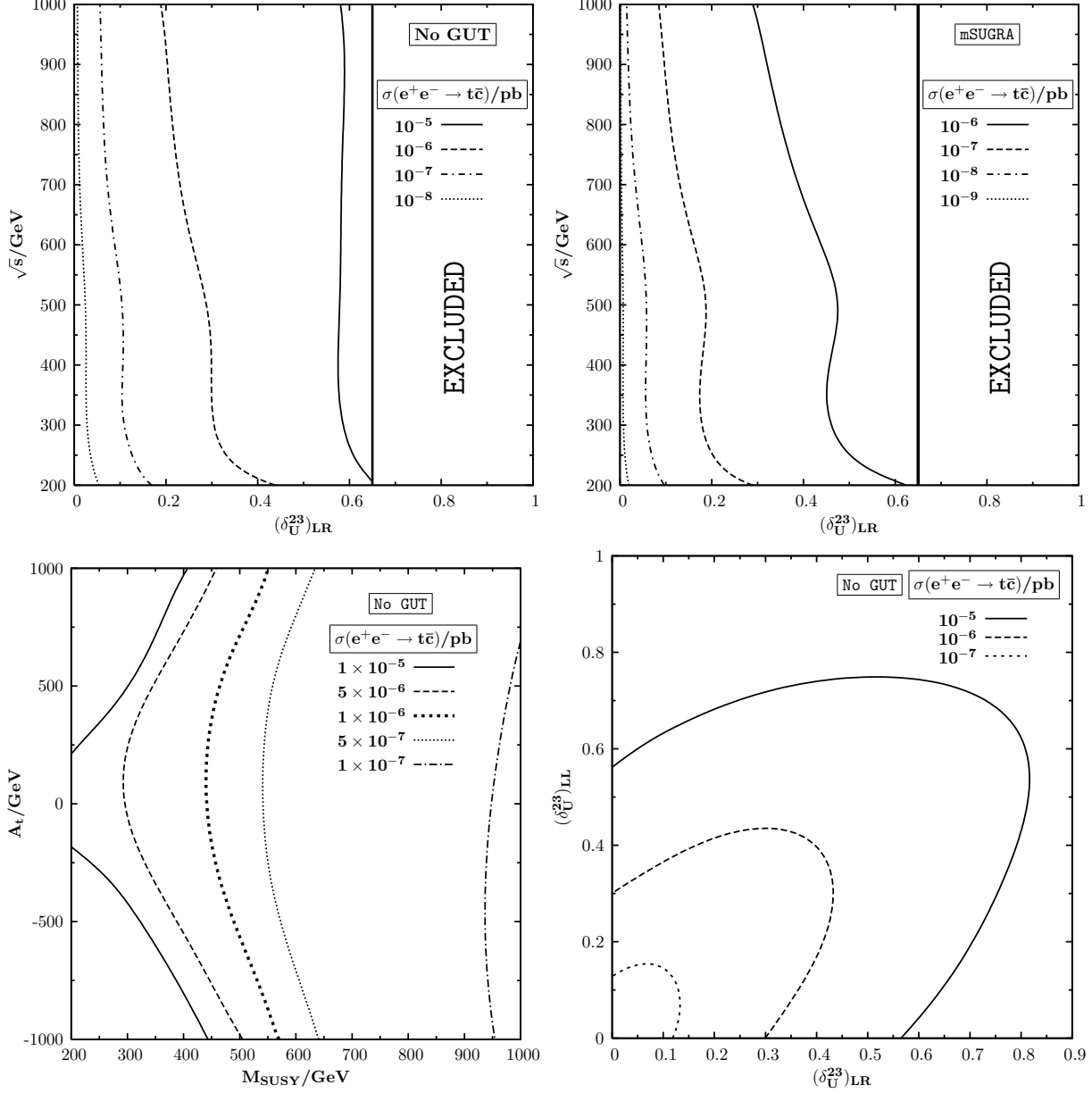


FIG. 16: Upper left panel: The cross section of  $e^+e^- \rightarrow t\bar{c} + \bar{t}c$  in 2-dimensional contour plot without the GUT relations ( $m_{\tilde{g}} = 250$  GeV). Upper right panel: The cross section in 2-dimensional contour plot in mSUGRA scenario. The excluded regions are determined by the positivity of squark masses. The parameters are chosen as  $\tan\beta = 10$ ,  $m_{A^0} = M_{\text{SUSY}} = 500$  GeV,  $M_2 = \mu = 200$  GeV, and  $A_t = 1.2$  TeV. Lower left panel: The cross section in 2-dimensional contour plot without GUT relations ( $m_{\tilde{g}} = 250$  GeV) with  $(\delta_U^{23})_{LR} = 0.5$ . Lower right panel: The cross section in 2-dimensional contour plot without GUT relations ( $m_{\tilde{g}} = 250$  GeV) under the same parameter values.

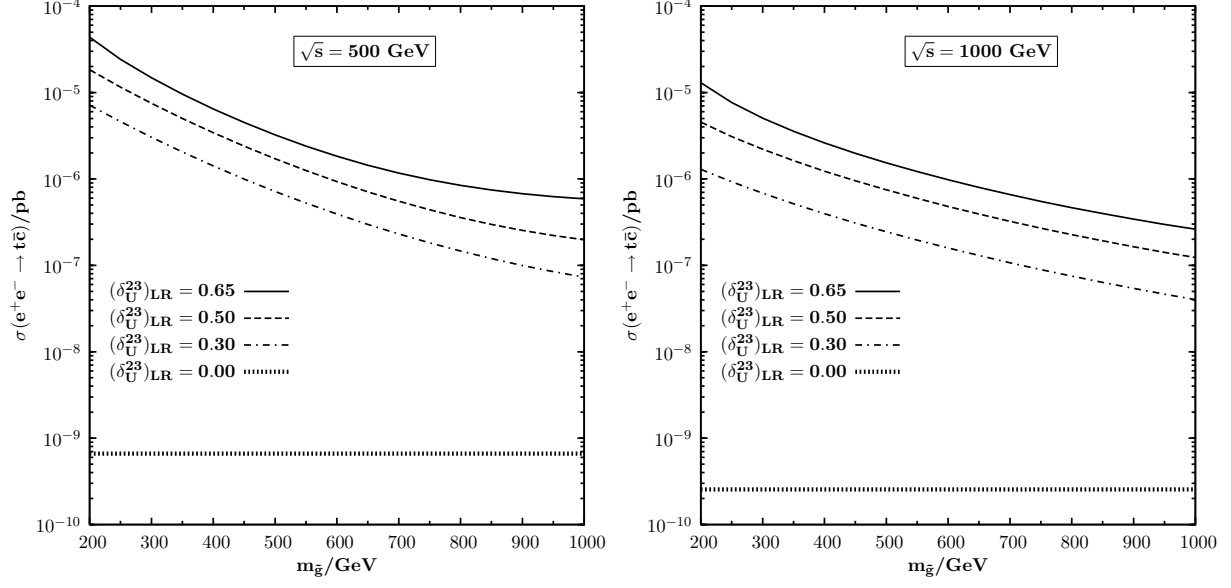


FIG. 17: Left panel: The cross section of  $e^+e^- \rightarrow t\bar{t} + \bar{t}c$  as a function of  $m_{\tilde{g}}$  at  $\sqrt{s} = 500 \text{ GeV}$ . Right panel: The cross section as a function of  $m_{\tilde{g}}$  at  $\sqrt{s} = 1000 \text{ GeV}$ . The parameters are chosen as  $\tan\beta = 10$ ,  $M_2 = \mu = 200 \text{ GeV}$ ,  $M_{\text{SUSY}} = 250 \text{ GeV}$ , and  $A_t = 400 \text{ GeV}$ .

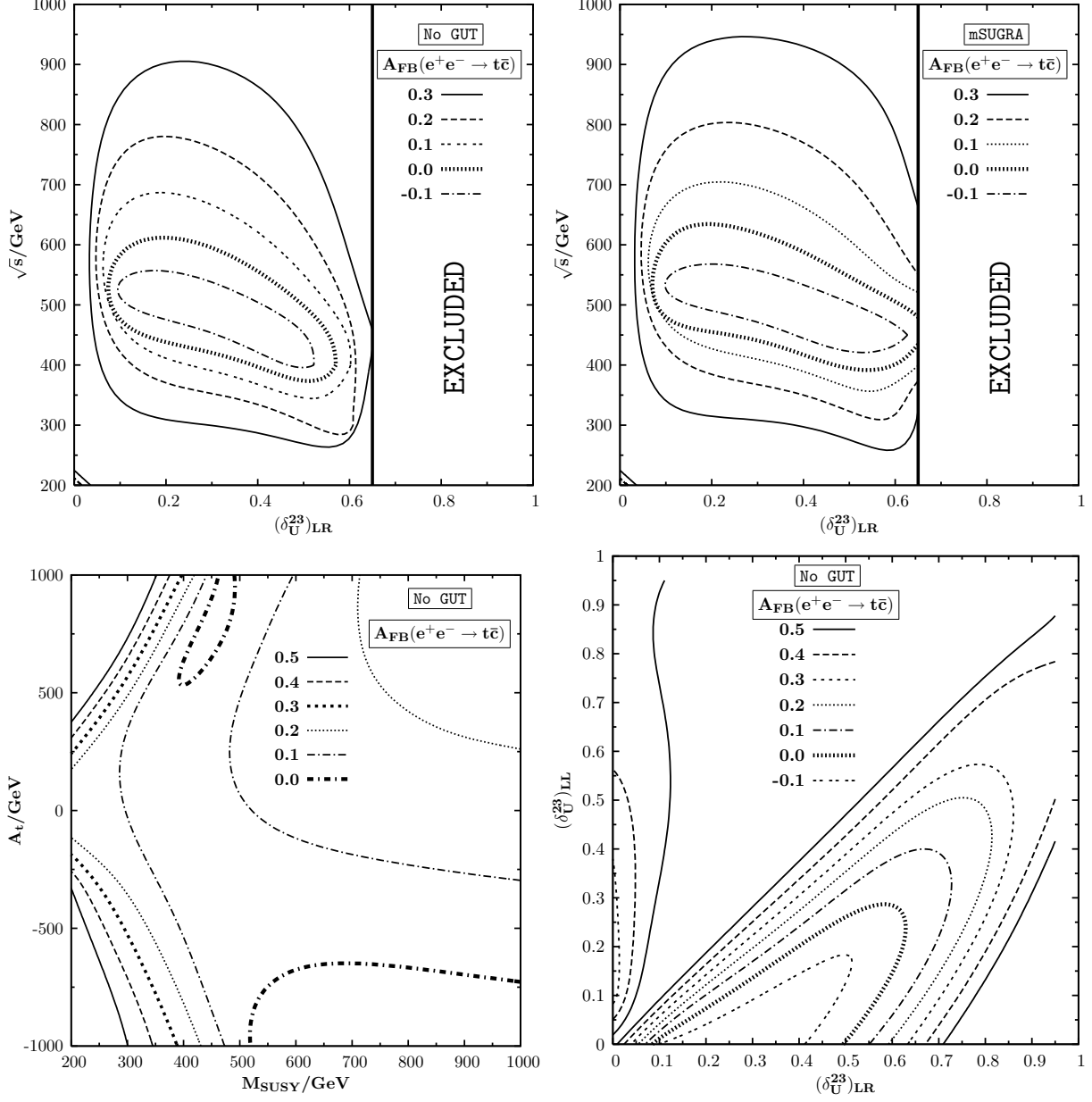


FIG. 18: Upper left panel: The forward-backward asymmetry,  $A_{FB}$ , for the process  $e^+e^- \rightarrow t\bar{c}$  in 2-dimensional contour plot without the GUT relations ( $m_{\tilde{g}} = 250$  GeV). Upper right panel:  $A_{FB}$  in 2-dimensional contour plot in mSUGRA scenario. The parameters are chosen as  $\tan\beta = 10$ ,  $m_{A^0} = M_{\text{SUSY}} = 500$  GeV,  $M_2 = \mu = 200$  GeV, and  $A_t = 1.2$  TeV. Lower left panel:  $A_{FB}$  in 2-dimensional contour plot without GUT relations ( $m_{\tilde{g}} = 250$  GeV) with  $(\delta_{\text{U}}^{23})_{\text{LR}} = 0.5$ . Lower right panel:  $A_{FB}$  in 2-dimensional contour plot without GUT relations ( $m_{\tilde{g}} = 250$  GeV).

## VII. SUMMARY AND CONCLUSION

In the next few years, combined studies from the hadron (LHC) and linear (ILC) colliders, with their ability to produce large number of top quarks, should be able to test FCNC in its decays. Nonexistent at tree level, and very suppressed at one loop level in the SM, a signal of these processes will most certainly be a sign of New Physics. The dominant and most studied of these decays are the penguin ones:  $t \rightarrow c\gamma, cg, cZ$  and  $cH$ . But a complete study of rare decays is likely to unravel more about FCNC phenomenology. We have concentrated here on the rare decays  $t \rightarrow cl^+l^-$  and  $t \rightarrow c\nu_i\bar{\nu}_i$ . While the dominant contribution to these decays comes from the penguin diagrams, followed by the decays  $\gamma, Z, H \rightarrow l^+l^-$ , these decays can proceed even in the case in which the two-body decays are forbidden, through box diagrams. Additionally, one can study the associated production cross section at ILC,  $e^+e^- \rightarrow t\bar{c}$ , which is likely to provide a striking and almost background-free signal for single top quark production.

Evaluation of the branching ratio for the decays  $t \rightarrow cl^+l^-$  and  $t \rightarrow c\nu_i\bar{\nu}_i$  has shown that they are strongly suppressed in SM and 2HDM; the branching ratios are expected to be of  $\mathcal{O}(10^{-15})$  for  $e^+e^-$  and  $\mu^+\mu^-$  and  $\mathcal{O}(10^{-14})$  for  $\tau^+\tau^-$  and  $\nu_i\bar{\nu}_i$ . These values, while small, are of the same order of magnitude, or only one order smaller, than the two body decays. Though at this level neither are possible to observe at present or future colliders, it gives credence to the study of the rare decays  $t \rightarrow cl^+l^-$  and  $t \rightarrow c\nu_i\bar{\nu}_i$  in beyond SM scenarios. In the constrained MSSM the branching ratios are of the same order, or even smaller than in the SM. However, in the unconstrained MSSM branching ratios of  $\mathcal{O}(10^{-7})$  for  $e^+e^-$  and  $\mu^+\mu^-$  and  $\mathcal{O}(10^{-6})$  for  $\tau^+\tau^-$  and  $\nu_i\bar{\nu}_i$  can be obtained in the mSUGRA scenario; and these branching ratios can be one order of magnitude larger if one relaxes the GUT requirement on gaugino masses. The values obtained are comparable to the values for branching ratios obtained for  $t \rightarrow c\gamma, cZ$  and  $cH$  [8].

We also investigated the single top quark production in  $e^+e^- \rightarrow t\bar{c} + \bar{t}c$  in the MSSM with and without GUT scenarios. The cross section can get as large as a few times  $10^{-5}$  pb for the light gluino case with large flavor violation at  $\sqrt{s} = 500$  GeV. This represents more than 5 orders of magnitude enhancement with respect to unconstrained MSSM prediction ( $\delta's = 0$ ). In addition to the cross section, we calculated the forward-backward asymmetry and found large asymmetries in certain parts of the parameter space (it can become 50%)

so that such a measurement would be a better alternative to measuring cross sections for observing this channel. We commented on the observability of both the decay and the production processes at the ILC. Lower energies (less than  $t\bar{t}$  threshold) are favorable for the process  $e^+e^- \rightarrow t\bar{c}$  and we predicted roughly more than 10 events for certain parameter values. At energies larger than the  $t\bar{t}$  threshold, the background becomes more challenging. For the decay  $t \rightarrow cl^+l^-$ ,  $l = e, \mu$ , LHC would be a better alternative for observing a signal than ILC, and could give an observable event rate if the total efficiency is around 10%.

- 
- [1] M. Beneke, I. Efthymipoulos, M. L. Mangano, J. Womersley (convener) *et al.*, hep-ph/0003033.
- [2] J.A. Aguilar-Saavedra, Acta Phys. Pol. **B35**, 2695 (2004); Phys. Rev. **D67**, 035003 (2003); *ibid.* **D69**, 099901 (2004); J.A. Aguilar-Saavedra and B.M. Nobre, Phys. Lett. **B553**, 251 (2003); J.A. Aguilar-Saavedra and G.C. Branco, Phys. Lett. **B495**, 347 (2000); J.A. Aguilar-Saavedra, Phys. Lett. **B502**, 115 (2001).
- [3] G. Eilam, J. L. Hewett and A. Soni, Phys. Rev. **D44**, 1473 (1991) [Erratum-*ibid.* **D59**, 039901 (1999)].
- [4] B. Mele, S. Petrarca and A. Soddu, Phys. Lett. **B435**, 401 (1998).
- [5] M. Beneke *et al.*, hep-ph/0003033.
- [6] J. Carvalho, N. Castro, A. Onofre and F. Velasco (ATLAS Collaboration), “Study of ATLAS sensitivity to FCNC top decays”, ATLAS internal note, ATL-PHYS-PUB-2005-009, May 2005.
- [7] M. Cöbal, AIP Conf. Proc. **753**, 234 (2005).
- [8] W. Wagner, Rept. Prog. Phys. **68**, 2409 (2005); A. Juste *et al.*, hep-ph/0601112; J.M. Yang, Ann. Phys. (N.Y.) **316**, 529 (2005); D. Chakraborty, J. Konigsberg, D. Rainwater, Ann. Rev. Nucl. Part. Sci. **53**, 301 (2003); M. Beneke *et al.*, hep-ph/0003033. F. Larios, R. Martinez and M. A. Perez, hep-ph/0605003.
- [9] A. Arhrib, Phys. Rev. **D72**, 075016 (2005).
- [10] S. Bejar, J. Guasch, J. Sola, Nucl. Phys. **B675**, 270 (2003).
- [11] E.O. Iltan, Phys. Rev. **D65**, 075017 (2002); E.O. Iltan and I. Turan, Phys. Rev. **D67**, 015004 (2003); W.S. Hou, Phys. Lett. **B296**, 179 (1992).
- [12] J.L. Díaz-Cruz, M.A. Pérez, G. Tavares-Velasco and J.J. Toscano, Phys. Rev. **D60**, 115014

- (1999); R. A. Díaz, R. Martínez and J. Alexis Rodríguez, hep-ph/0103307.
- [13] R. Gaitan, O. G. Miranda and L. G. Cabral-Rosetti, hep-ph/0604170.
- [14] C.S. Li, R.J. Oakes and J.M. Yang, Phys. Rev. **D49**, 293 (1994); Erratum-ibid. **D56**, 3156 (1997).
- [15] G. Couture, C. Hamzaoui and H. Konig, Phys. Rev. **D52**, 1713 (1995); G. Couture, M. Frank and H. Konig, Phys. Rev. **D56**, 4213 (1997).
- [16] J.L. López, D.V. Nanopoulos and R. Rangarajan, Phys. Rev. **D56**, 3100 (1997).
- [17] G.M. de Divitiis, R. Petronzio and L. Silvestrini, Nucl. Phys. **B504**, 45 (1997).
- [18] J. Guasch and J. Sola, Nucl. Phys. **B562**, 3 (1999); S. Bejar, J. Guasch and J. Sola, hep-ph/0101294.
- [19] M. Misiak, S. Pokorski and J. Rosiek, Adv. Ser. Direct. High Energy Phys. **15**, 798 (1997); also in hep-ph/9703442.
- [20] J.J. Liu, C.S. Li, L.L. Yang and L.G. Jin, Phys. Lett. **B599**, 92 (2004).
- [21] M. Frank and I. Turan, Phys. Rev. **D72**, 035008 (2005).
- [22] J.M. Yang, B.-L. Young and X. Zhang, Phys. Rev. **D58**, 055001 (1998).
- [23] X. Wang et al., Phys. Rev. **D50**, 5781 (1994); J. Phys. **G20**, 291 (1994); G. Lu, C. Yue and J. Huang, J. Phys. **G22**, 305 (1996); Phys. Rev. **D57**, 1755 (1998).
- [24] G. Lu et al., Phys. Rev. **D68**, 015002 (2003); C.X. Yue et al., Phys. Rev. **D64**, 095004 (2001); G. Burdman, Phys. Rev. Lett. **83**, 2888 (1999).
- [25] A. Arhrib and W.S. Hou, hep-ph/0602035.
- [26] E. Jenkins, Phys. Rev. **D56**, 458 (1997).
- [27] G. Altarelli, L. Conti and V. Lubicz, Phys. Lett. **B502**, 125 (2001).
- [28] S. Bar-Shalom, G. Eilam, M. Frank and I. Turan, Phys. Rev. **D72**, 055018 (2005).
- [29] S. Bar-Shalom, G. Eilam, A. Soni and J. Wudka, Phys. Rev. **D57**, 2957 (1998).
- [30] G. Eilam, M. Frank and I. Turan, Phys. Rev. **D73**, 053011 (2006).
- [31] G. Eilam, M. Frank and I. Turan, Phys. Rev. **D74**, 035012 (2006); J. Cao, G. Eilam, K. I. Hikasa and J. M. Yang, Phys. Rev. D **74**, 031701(R) (2006).
- [32] A. Cordero-Cid, J. M. Hernandez, G. Tavares-Velasco and J. J. Toscano, Phys. Rev. **D73**, 094005 (2006).
- [33] C. S. Huang, W. Liao, Q. S. Yan and S. H. Zhu, Phys. Rev. **D63**, 114021 (2001) [Erratum-ibid. **D64**, 059902 (2001)]; E. Lunghi, A. Masiero, I. Scimemi and L. Silvestrini, Nucl. Phys.

- B568**, 120 (2000); E. Gabrielli and S. Khalil, Phys. Lett. **B530**, 133 (2002).
- [34] C. Yue, L. Wang and D. Yu, Phys. Rev. **D70**, 054011 (2004).
- [35] P. Y. Popov and A. D. Smirnov, “Rare T-Quark Decays  $T \rightarrow C L+(J) L-(K)$  And  $T \rightarrow C$  Sneutrino(J) Nu(K) Induced By Doublets Of Scalar Leptoquarks Within The Minimal Phys. Atom. Nucl. **69**, 977 (2006) [Yad. Fiz. **69**, 1006 (2006)]; P. Y. Popov, A. V. Povarov and A. D. Smirnov, “Fermionic decays of scalar leptoquarks and scalar gluons in the minimal Mod. Phys. Lett. A **20**, 3003 (2005)
- [36] H. J. He, C. T. Hill and T. M. P. Tait, Phys. Rev. **D65**, 055006 (2002).
- [37] D. Atwood, L. Reina and A. Soni, Phys. Rev. **D55**, 3156 (1997).
- [38] For a review see e.g. J. F. Gunion, H. E. Haber, G. L. Kane and S. Dawson, “The Higgs Hunter’s Guide” SCIPP-89/13 and ERRATA, hep-ph/9302272.
- [39] T.P. Cheng and M. Sher, Phys. Rev. **D35**, 3484 (1987); M. Sher and Y. Yuan, Phys. Rev. **D44**, 1461 (1991); J.L. Díaz-Cruz and G. López-Castro, Phys. Lett. **B301**, 405 (1993).
- [40] A. Antaramian, L.J. Hall and A. Rasin, Phys. Rev. Lett. **69**, 1871 (1992); L.Hall and S. Weinberg, Phys. Rev. **D48**, R979 (1993); M.J. Savage, Phys. Lett. **B266**, 135 (1991); M. Luke and M.J. Savage, Phys. Lett. **B307**, 387 (1993).
- [41] D. Atwood, L. Reina and A. Soni, Phys. Rev. **D53**, 1199 (1996); Phys. Rev. Lett. **75**, 3800 (1975); Phys. Rev. **D55**, 3156 (1997); B. Grzadowski, J.F. Gunion and P. Krawczyk, Phys. Lett. **B268**, 106 (1991).
- [42] V. Barger, J. L. Hewett and R. J. N. Phillips, Phys. Rev. **D41**, 3421 (1990).
- [43] K. Hagiwara *et al.* [Particle Data Group Collaboration], Phys. Rev. **D66** (2002) 010001.
- [44] T. Hahn and M. Perez-Victoria, Comput. Phys. Commun. **118**, 153 (1999); T. Hahn, Nucl. Phys. Proc. Suppl. **89**, 231 (2000); T. Hahn, Comput. Phys. Commun. **140**, 418 (2001); T. Hahn, C. Schappacher, Comput. Phys. Commun. **143**, 54 (2002); T. Hahn, hep-ph/0506201.
- [45] F. Gabbiani, E. Gabrielli, A. Masiero and L. Silvestrini, Nucl. Phys. **B477**, 321 (1996); M. Misiak, S. Pokorski and J. Rosiek, Adv. Ser. Direct. High Energy Phys. **15**, 795 (1998); M. Ciuchini, E. Franco, A. Masiero, L. Silvestrini, Phys. Rev. **D67**, 075016 (2003) [Erratum *ibid.* **D68**, 079901 (2003)].
- [46] M. Sher, Phys. Rept. **179**, 273 (1989). S. Kanemura, T. Kasai and Y. Okada, Phys. Lett. **B471**, 182 (1999).

- [47] J. F. Gunion and H. E. Haber, *Phys. Rev.* **D67**, 075019 (2003). L. Brucher and R. Santos, *Eur. Phys. J.* **C12**, 87 (2000).
- [48] A. G. Akeroyd, A. Arhrib and E. Naimi, *Eur. Phys. J.* **C20**, 51 (2001). A. Arhrib and G. Mourtaka, *Nucl. Phys.* **B558**, 3 (1999).
- [49] A. Barroso, P. M. Ferreira and R. Santos, hep-ph/0507329. P. M. Ferreira, R. Santos and A. Barroso, *Phys. Lett.* **B603**, 219 (2004).
- [50] R. Harnik, D. T. Larson, H. Murayama and A. Pierce, *Phys. Rev.* **D69**, 094024 (2004).
- [51] T. Besmer, C. Greub and T. Hurth, *Nucl. Phys.* **B609**, 359 (2001); D. A. Demir, *Phys. Lett.* **B571**, 193 (2003); A. M. Curiel, M. J. Herrero and D. Temes, *Phys. Rev.* **D67**, 075008 (2003); J. J. Liu, C. S. Li, L. L. Yang and L. G. Jin, *Nucl. Phys.* **B705**, 3 (2005).
- [52] S. Heinemeyer, W. Hollik and G. Weiglein, *Comput. Phys. Comm.* **124**, 76 (2000), hep-ph/9812320; S. Heinemeyer, W. Hollik and G. Weiglein, *Eur. Phys. J.* **C9**, 343 (1999); G. Degrassi, S. Heinemeyer, W. Hollik, P. Slavich and G. Weiglein, *Eur. Phys. J.* **C28**, 133 (2003); T. Hahn, S. Heinemeyer, W. Hollik and G. Weiglein, hep-ph/0507009.
- [53] S. Eidelman *et al.* [Particle Data Group], *Phys. Lett.* **B592**, 1 (2004).
- [54] L. J. Hall, V. A. Kostelecky and S. Raby, *Nucl. Phys.* **B267**, 415 (1986); A. Masiero and L. Silvestrini, in *Perspectives on Supersymmetry*, edited by G. Kane (World Scientific, Singapore, 1998).
- [55] K. Agashe, G. Perez and A. Soni, hep-ph/0606293.
- [56] C. H. Chang, X. Q. Li, J. X. Wang and M. Z. Yang, *Phys. Lett. B* **313**, 389 (1993).
- [57] C. S. Huang, X. H. Wu and S. H. Zhu, *Phys. Lett.* **B452**, 143 (1999).
- [58] C. S. Li, X. Zhang and S. H. Zhu, *Phys. Rev. D* **60**, 077702 (1999).
- [59] J. j. Cao, Z. h. Xiong and J. M. Yang, *Nucl. Phys. B* **651**, 87 (2003).