



Search for a Higgs boson decaying into a b-quark pair and produced in association with b quarks in proton–proton collisions at 7 TeV [☆]

CMS Collaboration ^{*}

CERN, Switzerland

ARTICLE INFO

Article history:

Received 12 February 2013
 Received in revised form 29 March 2013
 Accepted 8 April 2013
 Available online 11 April 2013
 Editor: M. Doser

Keywords:

CMS
 Physics
 Higgs
 MSSM

ABSTRACT

A search for a neutral Higgs boson decaying to a pair of b quarks, and produced in association with at least one additional b quark, is presented. Multijet final states with three jets identified as originating from b quarks, at least one of which may include a non-isolated muon, are studied. The data used in this analysis correspond to an integrated luminosity of 2.7–4.8 fb⁻¹, collected by the CMS experiment in proton–proton collisions at the LHC at a center-of-mass energy of 7 TeV. This search is particularly sensitive to Higgs bosons in scenarios of the Minimal Supersymmetric Model (MSSM) with large values of tan β. No excess over the predicted background from standard model processes is observed. Stringent upper limits on cross section times branching fraction are derived and interpreted as bounds in the MSSM tan β and m_A parameter-space. Observed 95% confidence level upper limits reach as low as tan β ≈ 18 for m_A ≈ 100 GeV.

© 2013 CERN. Published by Elsevier B.V. Open access under CC BY-NC-SA license.

1. Introduction

The electroweak symmetry breaking mechanism of the Standard Model (SM) predicts the existence of a neutral scalar boson, the higgs particle. A boson has been recently discovered, with a mass around 125 GeV [1,2] and properties consistent with those expected for the SM Higgs boson. However, its exact properties and the detailed structure of the Higgs sector still need further investigation. Moreover, the mass of the Higgs boson is quadratically divergent at high energies [3]. Supersymmetry [4] is a well-known extension to the SM which allows the cancellation of this divergence.

In contrast to the SM, the Minimal Supersymmetric Standard Model (MSSM) [5] features two scalar Higgs doublets, giving rise to three neutral Higgs bosons, collectively denoted as φ, and two charged ones, H[±]. Two of the neutral bosons are CP-even (h, H) and one is CP-odd (A). In this context, the recently discovered boson with a mass near 125 GeV might be interpreted as one of the neutral CP-even states. At tree level, two parameters, conventionally chosen as the mass of the pseudoscalar Higgs boson m_A and the ratio of the vacuum expectation values of the two Higgs doublets, tan β = v₂/v₁, define the Higgs sector in the MSSM. For tan β larger than unity, the Higgs field couplings to up-type particles are suppressed relative to the SM, while the couplings to down-type particles are enhanced by a factor of tan β. In addition,

the mass m_A is expected to be nearly degenerate with either M_h or M_H. Therefore, the combined cross section of Higgs boson production in association with b quarks is effectively enhanced by a factor ≈ 2 tan² β. Moreover, the decay into b quarks has a very high branching fraction (≈ 90%), even at large values of the Higgs boson mass m_A. The sensitivity for a SM Higgs boson search for the corresponding channel is negligible given the small cross section.

Recent results at the Large Hadron Collider (LHC) on the φ → ττ decay mode [6,7] provide stringent constraints on tan β, complementing previous results from the LEP experiments [8] and superseding those from the Tevatron experiments [9–11]. Similar searches in the φ → bb decay mode have also been performed by the CDF and D0 experiments [12] at the Tevatron collider. An excess of events of ≈ 2 standard deviations with respect to the expectations from SM background have been reported by both experiments for a resonance in the mass range 100–150 GeV.

In this Letter we present a search for MSSM neutral Higgs bosons produced in association with at least one b quark, and decaying into a pair of b quarks. Prospects for this channel at the LHC have been studied in Refs. [13,14]. This analysis is performed using 2.7–4.8 fb⁻¹ of proton–proton collisions with a center-of-mass energy of 7 TeV collected in 2011 by the Compact Muon Solenoid (CMS) detector at the LHC. The dominant background is the production of heavy-flavor multijet events containing either three b jets, or two b jets plus a third jet originating from either a charm or a light-flavor parton, which is misidentified as a b jet.

A signal is searched for in final states characterized either purely by jets (“all-hadronic”) or with an additional non-isolated muon (“semileptonic”). Events are selected by specialized triggers

[☆] © CERN for the benefit of the CMS Collaboration.

^{*} E-mail address: cms-publication-committee-chair@cern.ch.

that include online algorithms for the identification of b jets to tackle the large multijet production rate at the LHC. The common analysis strategy is to search, in events identified as having at least three b jets, for a peak in the invariant mass distribution of the two leading b jets, i.e. those having the largest transverse momentum, over the large multijet background. A key point of both analyses is the estimation of the background using control data samples, which is addressed with different methods. The two analyses reach similar sensitivity to the MSSM Higgs scenarios described. The corresponding data sets are largely exclusive, and the small overlap is removed for the combined results.

2. The CMS experiment

The central feature of the CMS detector is a superconducting solenoid of 6 m internal diameter, providing a magnetic field of 3.8 T. Within the field volume, the inner tracker is formed by a silicon pixel and strip tracker. It measures charged particles within the pseudorapidity range $|\eta| < 2.5$. The pseudorapidity is defined as $\eta = -\ln(\tan(\theta/2))$ and θ is the polar angle, while ϕ is the azimuthal angle in radians. The tracker provides an impact parameter resolution of approximately 15 μm and a resolution on transverse momentum (p_T) of about 1.5% for 100 GeV particles. Also inside the field volume are a crystal electromagnetic calorimeter and a brass/scintillator hadron calorimeter. Muons are measured in gaseous detectors embedded in the iron flux return yoke, in the pseudorapidity range $|\eta| < 2.4$, with detector planes made using three technologies: drift tubes, cathode-strip chambers, and resistive-plate chambers. Matching muons to tracks measured in the silicon tracker results in a transverse momentum resolution between 1% and 5%, for p_T values up to 1 TeV. Extensive forward calorimetry complements the coverage provided by the barrel and endcap detectors. A more detailed description of the CMS detector can be found in Ref. [15].

3. Event reconstruction and simulation

The CMS particle-flow event reconstruction [16,17] is used for optimized reconstruction and identification of all particles in the event, i.e. electrons, muons, photons, charged hadrons, and neutral hadrons, with an extensive combination of all CMS detectors systems.

The reconstructed primary vertex with the largest p_T^2 -sum of its associated tracks is selected and used as reference for the other physics objects.

Jets are reconstructed using the anti- k_T algorithm [18] from particle-flow objects with a radius parameter $R = 0.5$ in the rapidity-azimuthal angle space. Each jet is required to have more than one track associated to it, and to have electromagnetic and hadronic energy fractions of at least 1% of the total jet energy. Additional proton–proton interactions within the same bunch crossing (pileup) affect the jet momentum reconstruction. To mitigate this effect, a track-based algorithm that removes all charged hadrons not originating from the primary interaction is used. In addition, a calorimeter-based algorithm evaluates the energy density in the calorimeter from interactions not related to the primary vertex, and subtracts it from the reconstructed jets in the event. Additional jet energy corrections [19] are applied.

Muons are reconstructed using both the inner silicon tracker and the outer muon system [20], and by performing a global track fit seeded by signals in the muon system.

The combined secondary vertex (CSV) algorithm [21] is used in the offline identification of b jets. The CSV algorithm uses information on track impact parameter and secondary vertices in a jet combined in a likelihood discriminant that provides a good

separation between b jets and jets of other flavors. Secondary-vertex reconstruction is performed with an inclusive vertex search amongst the tracks associated to a jet [22].

Simulated samples of signal and background events were produced using various event generators and including pileup events. The CMS detector response is modeled with GEANT4 [23]. The MSSM Higgs signal samples, $pp \rightarrow b\bar{b}\phi + X$, $\phi \rightarrow b\bar{b}$, were produced with PYTHIA v6.424 [24], which yields the p_T and η distributions of the leading associated b jet in good agreement with the NLO calculations [25]. The Quantum Chromodynamics (QCD) multijet background events were produced with PYTHIA and ALPGEN [26], while for $t\bar{t}$ +jets events the MADGRAPH [27] event generator was used. The next-to-leading order generators are interfaced with PYTHIA. For all generators, fragmentation, hadronization, and the underlying event are modeled using PYTHIA with tune Z2. The parton density functions (PDF) from CTEQ6L1 [28] used.

4. All-hadronic signature

We search for the Higgs boson in events where the three leading jets are all b-tagged. A signal would be identified as a peak in the invariant mass distribution of the two leading jets. Events in the data with only two b tags among the three leading jets are used to model the background, after proper reweighting, as described in Section 4.2.

4.1. Trigger and event selection

The large hadronic interaction rate at the LHC poses a major challenge for triggering. Events are accepted if either two or three jets are produced in the pseudorapidity range $|\eta| < 2.6$ and have p_T above certain thresholds. Due to the increase in instantaneous luminosity as the run progressed the jet triggers had to be changed. Thus the data is divided into three categories. The first (second) category is characterized by dijet triggers in which the leading jet is required to have $p_T > 46$ (60) GeV, and the next-to-leading jet $p_T > 38$ (53) GeV. The third category is similar to the first but requires a third jet with $p_T > 20$ GeV. The online identification of b jets is performed by an algorithm based on the impact parameter significance of the second most significant track associated to the jet as the b-tagging discriminant. Only events with at least two jets passing the online b-tagging requirement are accepted by the trigger.

The triggers with lower thresholds allow for a better exploration of the low-mass region, albeit with smaller integrated luminosity. The inclusion of the higher-threshold triggers allows higher integrated luminosity, but with the adjusted analysis requirements only the medium to high-mass region can be covered. For this reason two analysis scenarios are defined: in the low-mass scenario ($M_\phi < 180$ GeV), events accepted by the low jet p_T threshold triggers (first and third categories) are selected corresponding to an integrated luminosity of 2.7 fb^{-1} . In the medium-mass scenario ($180 \leq M_\phi \leq 350$ GeV), a combination of dijet triggers with low and high jet p_T thresholds (first and second categories) forms an event sample with an integrated luminosity corresponding to 4.0 fb^{-1} .

Events are required to have at least three reconstructed jets with $|\eta| < 2.2$, where the b-tag efficiency and mistag probability are essentially constant. The three leading jets must also pass the p_T cuts of 46, 38 and 20 GeV (60, 53 and 20 GeV), respectively, in the low- (medium-) mass scenario. A minimal separation of $\Delta R > 1$ between the two leading jets, where $\Delta R = \sqrt{(\Delta\eta)^2 + (\Delta\phi)^2}$ and $\Delta\eta$ and $\Delta\phi$ are the pseudorapidity and azimuthal angle differences between the two jets, is required to suppress background from gluon splitting to a b-quark pair.

We define a “triple-b-tag” sample to search for a signal by requiring all three leading jets to pass a tight CSV b-tagging selection requirement, consistent with the online b-tagging demand, at a working point characterized by a misidentification probability for light-flavor jets of about 0.1% at an average jet p_T of 80 GeV. The average b-tagging efficiency for true b jets is about 55% for jets with $80 < p_T < 120$ GeV. The total numbers of events passing the trigger and offline selections are 106 626 and 89 637 for the low- and medium-mass scenarios, respectively. The efficiency of the trigger for signal events passing the offline selection is 47–67%, for a Higgs boson mass in the range of 90–350 GeV.

We define a “double-b-tag” sample, which is instrumental in estimating the shape of the background, where only two of the three leading jets have to pass the above-mentioned criteria, while the remaining untagged jet does not have to fulfill any b-tagging requirements. Since the double-b-tag sample is dominated by QCD events with two b jets, it represents a control region suitable to model the shape of the background contribution.

The secondary-vertex mass, namely the invariant mass calculated from all tracks forming the secondary vertex, provides an additional separation between b-, c- and light-flavor jets (attributed to u, d, s, or g partons) beyond the CSV b-tagging selection requirement. A compact b-tagging variable for the whole event is constructed by assigning to each selected jet j , where j is the rank of the jet in the order of decreasing p_T , an index B_j which can take one of three possible values. For jets with no reconstructed secondary vertex, or where the secondary-vertex mass is below 1 GeV, B_j is set to zero. For intermediate values of the vertex mass between 1 and 2 GeV the index is set to 1, and for vertex mass larger than 2 GeV it is set to 2. The three indices B_1 , B_2 , and B_3 are combined in an event b-tag variable X_{123} , which is defined as follows: $X_{123} = X_{12} + X_3$, where $X_{12} = 0, 1$ or 2 depending on whether $B_1 + B_2 < 2$, $2 \leq B_1 + B_2 < 3$ or $B_1 + B_2 \geq 3$, respectively, and $X_3 = 0$ if $B_3 < 2$, and $X_3 = 3$ otherwise.

By construction, the event b-tag variable X_{123} can have six possible values ranging from 0 to 5. The intention of this mapping is to have each bin populated with sufficient statistics. For event types with a strong triple b-tag signature, the X_{123} distribution typically shows peaks at values of 2 and 5.

4.2. Background model and signal extraction

The dominant background comes from Quantum Chromodynamics (QCD) multijet production with two or more jets containing b hadrons, and can neither be fully reduced by kinematic selection, nor reliably predicted by Monte Carlo (MC) simulation. For this reason, a method based on control data samples, similar to the one used in Ref. [29] is applied. The background model is constructed from templates that are derived from the double-b-tag sample.

We divide the events in the double-b-tag sample into the following categories: bbx , bx , and xbb , depending on the rank, sorted by p_T , of the untagged jet, which is represented by the lower-case letter x . The ranking in descending p_T of the three jets is incorporated in the nomenclature adopted here, e.g. bbx means a sample of events where the two leading jets are b tagged and the third jet is the untagged jet. The *true* flavor of the untagged jet can be either light (u, d, s flavor quark, or g, denoted collectively by q), charm (c) or bottom (b).

From these three double-b-tag categories, nine background templates are constructed by weighting each untagged jet with the b-tagging probability assuming that its true flavor corresponds to either a light parton (u, d, s, or g, denoted by Q), a charm (C) or a bottom (B) quark. The convention is that the capital letter indicates the *assumed* flavor of the untagged jet. The b-tagging probability for each flavor is determined as a function of jet p_T and η with

simulated multijet events. Data/MC scale factors for the b-tagging efficiencies of b, c, and light-flavor jets are applied where appropriate [21].

Each background template is a distribution in the two-dimensional space spanned by M_{12} , the dijet mass of the two leading jets, and the event b-tag variable X_{123} .

The following nine background templates are thus created: Qbb ; Cbb ; Bbb ; bQb ; bCb ; bBb ; bbQ ; bbC ; and bbB . In the bbb background events, two $b\bar{b}$ pairs are present. As pointed out in Ref. [29], the template bbB models mainly bbb events in which the two leading b quarks originate from the same $b\bar{b}$ pair in the event, while Bbb and bBb are important to cover cases where the two leading b quarks originate from different $b\bar{b}$ pairs.

The X_{123} dimension of the templates is modeled in a similar way. Each of the three possible values of the secondary-vertex mass index of the untagged jet is taken into account with a weight according to the probability that a jet will end up in a given bin of the secondary-vertex mass distribution. These probabilities, parametrized as a function of the jet p_T and η , have been determined for each flavor using jets from simulated $t\bar{t}$ events.

Some of the nine templates are similar to each other in shape both for M_{12} and X_{123} . In the cases where one of the two leading jets is untagged, e.g. Qbb , and bQb , the templates are combined, resulting in a merged template $(Qb)b = Qbb + bQb$. By analogy, also $(Cb)b$ and $(Bb)b$ are obtained. When the third-leading jet is the untagged one and the assumptions of its flavor are either Q or C, the bbQ and the bbC templates are combined to form the template bbX . The total number of templates to be fitted to the data is therefore reduced from nine to five, namely $(Bb)b$, $(Cb)b$, $(Qb)b$, bbB and bbX . The projections of the M_{12} and X_{123} variables are shown in Fig. 1 for the five background templates and for the low-mass scenario.

Templates whose dijet mass spectra resemble each other can be clearly distinguished with the introduction of the event b-tag variable X_{123} . This is the case for example between $(Bb)b$ and $(Cb)b$. In general, the event b-tag significantly improves the discrimination among all flavor components modeled.

The background templates whose projections are shown in Fig. 1 include two additional corrections. The basic assumption of the background model, that the double-b-tag sample (bb) consists entirely of events with at least two genuine b jets, is only approximately correct. Although the remaining contamination from non- bb events is indeed very small, the impact of the b-tagging selection could lead to distortions of the background model and a correction must be applied. This contamination is estimated directly from the data using a negative b-tagging discriminator [30] constructed with a track-counting algorithm based on the negative impact parameter of the tracks, ordered from the most negative impact parameter significance upward. The set of events in the double-b-tag sample in which at least one of the b-tagged jets passes a certain threshold of the negative b-tagging discriminator is used as a model for the contamination by non- bb events. The threshold is calibrated as a function of jet p_T with simulated multijet events, such that the negative tag rate equals the mistag rate. With this method, the non- bb contribution is found to be at the level of 3–4%. This correction results in only a marginal change in template shape. A second correction is necessary because the online b-tagging patterns differ in the double- and the triple-b-tag samples. The correction is determined from simulation, and is applied by appropriate weighting of the events in the double-b-tag sample.

A signal template is obtained for each considered value of the Higgs boson mass by performing the full selection on the events of the corresponding simulated signal sample. The mass resolution for combinations where both b jets stem from the Higgs decay

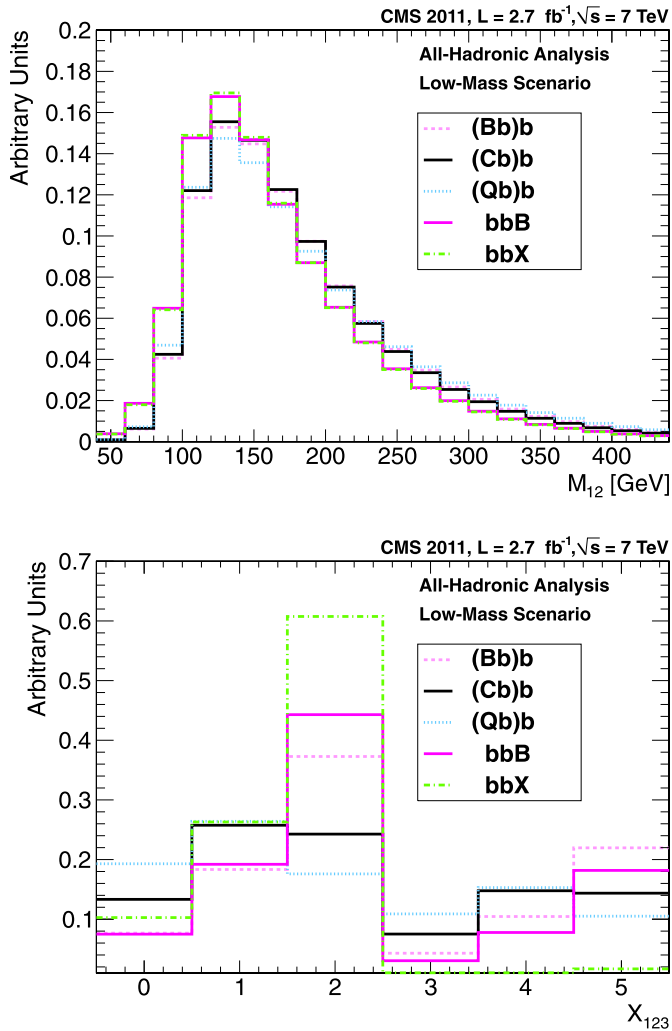


Fig. 1. The M_{12} (top) and X_{123} (bottom) projections of the five background templates, $(Bb)b$, $(Cb)b$, $(Qb)b$, bbB , and bbX , for the low-mass scenario.

ranges from 12% to 14% over the mass range of 90–350 GeV. In addition, combinations with at least one of the b-tagged jets originating from other sources contribute to the signal mass spectrum. The fraction of true combinations within 1σ of the mass resolution increases from 50% to 90%. Similar figures apply also for the semileptonic signature discussed in Section 5.

The signal is extracted by fitting a linear combination of signal and background templates, $N_{bbb} (f_{\text{sig}} T_{\text{sig}} + \sum_i f_{\text{bgd}}^{(i)} T_{\text{bgd}}^{(i)})$, to the observed histogram in M_{12} and X_{123} space, where N_{bbb} is the total number of selected triple-b-tag events, $T_{\text{bgd}}^{(i)}$ and T_{sig} are the above-mentioned background and signal templates, each normalized to unity, and $f_{\text{bgd}}^{(i)}$ and f_{sig} are the background and signal fractions determined by the fit. The results of the fit are discussed in Section 7.

5. Semileptonic signature

In the semileptonic signature, as for the all-hadronic one, a signal is searched for in events with three identified b jets, as a peak in the invariant mass distribution of the two leading jets. The expected background distribution and normalization is built using the same distribution for events with three jets of which only one or two are tagged as b jets, reweighting the events with a probability derived from a control region and computed with two different

techniques. The muon requirement in the final state reduces the absolute signal efficiency, since it selects events where at least one of the b quarks decayed semileptonically in the muon channel, but it helps to reduce the event rate at the trigger level, allowing for a lower threshold for the jets.

5.1. Trigger and event selection

The data used in the semileptonic analysis were collected using different trigger selections, to cope with the increasing luminosity. All the triggers required a muon with a $p_T > 12$ GeV threshold and the presence of one or two central jets ($|\eta| < 2.6$) with transverse momentum above a given threshold (20 or 30 GeV, depending on the data-taking period). Furthermore, one or two b-tagged jets are required online. Initially the track with the second-most significant impact parameter was used. Later, when a second online b-tag was introduced, the selection was on the first track, in order to retain enough signal efficiency even with this tighter selection. An integrated luminosity of 4.8 fb^{-1} has been analyzed, and about 1.67×10^7 events were collected.

The offline analysis requires a muon with $p_T > 15$ GeV, at least three jets with $|\eta| < 2.6$, having transverse momentum $p_T > 30$ GeV for the first two and $p_T > 20$ GeV for the third one. The separation between any pair of jets has to be $\Delta R > 1$. The two leading jets must be b-tagged using the CSV b-tagging algorithm with a working point giving mistag probability for light jets of about 0.3%. The muon must be contained in one of the two leading jets. The final selection for the signal search adds the requirement that the third jet is also b-tagged, with a looser CSV b-tagging selection requirement, corresponding to a mistag probability of about 1%. The total number of events which pass the selection is 60 195.

The relative efficiencies of the triggers with respect to the offline selection criteria were measured using lower-threshold single-muon triggers. These efficiencies are found to be about 45–60%, depending on the Higgs boson mass and the trigger.

5.2. Background determination and signal extraction

As in the all-hadronic final state, the major backgrounds for the semileptonic final state are multijet events from hard-scattering processes. Other background processes, such as $t\bar{t} + \text{jets}$ and $Z \rightarrow b\bar{b} + \text{jets}$, are predicted by the MC simulation to be less than 1% of the total background. Other possible backgrounds from events with multiple vector bosons (ZZ, ZW, WW) are negligible.

Two methods, both derived from data, have been developed to predict the expected background. The first is based on the computation of b-tagging probabilities of the third jet; and the second is based on a nearest-neighbor-in-parameter-space technique. They are able to predict the yield and shape of the multijet background as well as other minor contributions. The two methods use completely exclusive data samples, so their two predictions are independent. The first method uses double-b-tag samples (bbj) and the second uses single-b-tag samples (bjj) with the double-b-tag events removed.

Both methods require a background-rich sample to serve as a control region. We construct a discriminating variable with a likelihood ratio, using various kinematic inputs: the p_T of the b jets; separation in ϕ and η of the b jets; separation in ϕ and η between the third jet and the combination of the two leading jets; and the b jet multiplicity. Two versions of this discriminating variable are used: one for the low-mass region ($M_\phi \leq 180$ GeV) and another for the medium-mass region ($M_\phi > 180$ GeV). For both mass ranges, the control region is defined as the sample of events having a low value for the discriminating variable, where the background is enriched and the signal depleted, and the signal region is defined as

the complementary sample. The number of events in the signal region is 33 366 and 16 866, for the low- and medium-mass regions, respectively.

The first method, henceforth called the matrix method, uses the probability that a jet is identified as a b jet to predict the background in the signal region. The predicted distribution of any observable x in the three-b-jet sample can be calculated by rescaling, on an event-by-event basis, the same distribution for the bbj sample by the probability P_b of the third jet to be b-tagged. Taking into account the contribution of b, c, and light jets, the probability expands as: $P_b = \epsilon_b \cdot f_b + \epsilon_c \cdot f_c + \epsilon_q \cdot (1 - f_b - f_c)$, where $\epsilon_{b,c,q}$ are the probabilities (or b-tagging efficiencies) for a jet to be b-tagged, if it is originated from b, c, or light parton, respectively. The $f_{b,c}$ are the probabilities that the third jet originates from the corresponding quark, which depend on the kinematics of the event and of the third b jet.

The b-tagging efficiencies are taken from the MC simulation and checked with several methods derived from data [31]. Data/MC scale factors (close to unity within a few percent) are applied for the efficiencies and the corresponding uncertainties used as systematics uncertainties. The efficiencies are parametrized as functions of the third jet p_T , η and charged-particle multiplicities. The quark flavor fractions are obtained directly from data by a simultaneous fit of two flavor-sensitive observables, using templates built from simulated events with b, c, and light quarks. The first variable used is a b-tag discriminator which uses the confidence level that the four tracks with the highest impact parameter in the jet are consistent with originating from the primary vertex. The second is the invariant mass associated with the secondary vertex, if it has been reconstructed. The parametrization for quark fractions also depends on the angular separation between the three b jets. Only events in the control region are used to obtain the quark fraction, which is then used to predict the background in both control and signal region.

The second method, called the nearest-neighbor method, exploits the fact that the probability for an event to appear signal-like depends on several event and jet variables. Events from the background enhanced control region are categorized according to several such variables, and are used to create a multi-parameter background prediction. The method uses the bbj sample, and determines, for each event, the probability to pass the final selection. Starting from the bbj sample, excluding the bbj events, we can identify four disjoint subsets with which we work: (1) bbj (including bjb) in the control region, (2) bbb in the control region, (3) bbj in the signal region, and (4) bbb in the signal region. The sum of the above sets corresponds to the initial sample, where the leading jet is always b-tagged. We call collectively “training sample” the sum of subsets (1) and (2), and “testing sample” the sum of (3) and (4). The probability that an event in the testing sample passes the full selection is estimated by considering a larger sample of “similar” events in the training sample, and counting how many of these events pass the full selection.

For each event in the testing sample, referred to as test events, we select a sample of events with similar kinematics in the training sample. The probability for a test event to pass the final selection is calculated by selecting a sample of 100 training events inside a hyper-ellipsoid in the multi-dimensional space of event and jet observables, centered at the test event. The training events are chosen as those having the smallest multi-dimensional distance D , where $D^2 = \sum_{i=1}^{n_V} w_i^2 (x_i^{\text{test}} - x_i^{\text{training}})^2$, x_i is the variable defining the test and training event, and n_V is the number of variables. The weights w_i account for the different dispersions of the variables and their different sensitivity to the b-tagging probability. A total of $n_V = 14$ different variables are used, including p_T , η and

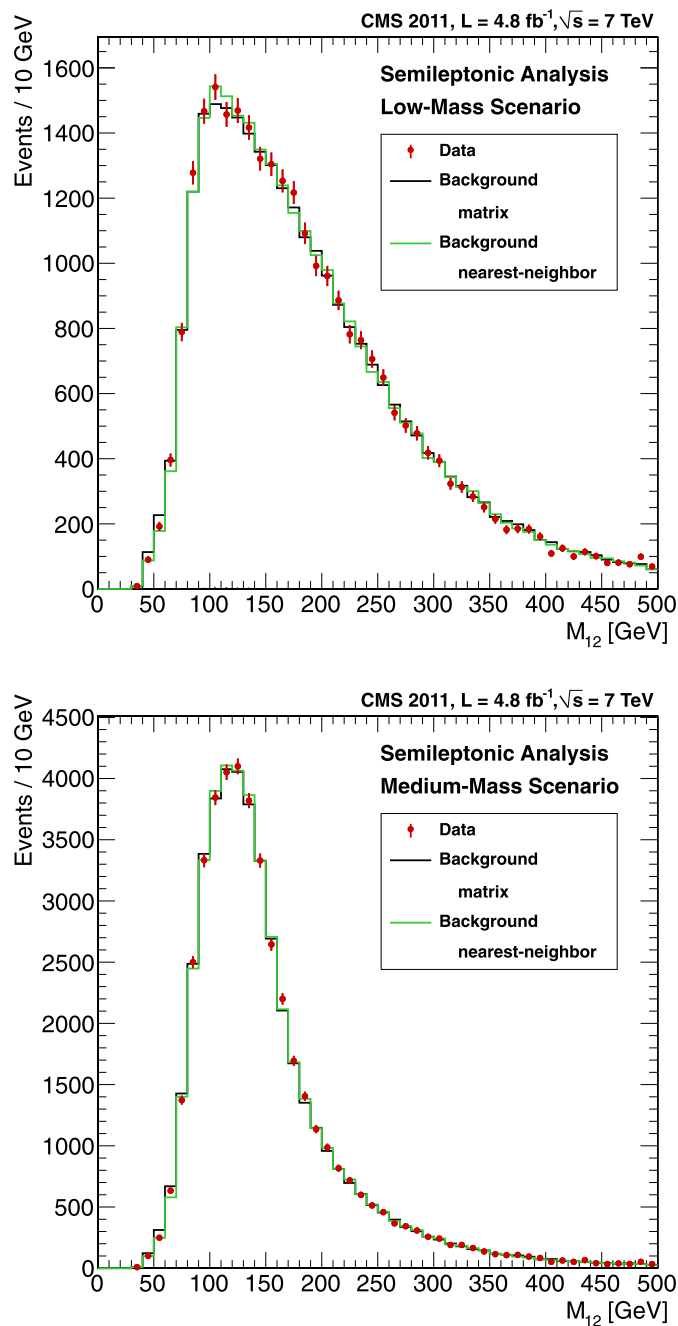


Fig. 2. Invariant mass of the two leading jets for data in the control regions, for low-mass (top) and medium-mass (bottom) regions. Predictions with matrix (black histogram), with nearest-neighbor methods (green histogram), and data (red dots) are overlaid. The predictions are normalized to the data. (For interpretation of the references to color in this figure legend, the reader is referred to the web version of this Letter.)

the charged-particle multiplicity of the jets, the angular separation between the jets, and the invariant mass and transverse momentum of the combined jet–jet system. The weights w_i are computed from the derivative of the probability for an event to pass the final selection as a function of the variable x_i . We then compute the numbers of bbb and bbj events inside this training sample. Finally, the probability for test events to have three b-tagged jets is computed as the ratio of bbb to bbj events in the training sample, using a weighted average, with $1/D^2$ as weight. The probability obtained this way is then applied, event-by-event, to the sample of

Table 1

Systematic uncertainties on the signal yield from the various sources listed in the first column. The following two columns list the resulting uncertainties in the all-hadronic and semileptonic analyses. The upper group is for the signal, the lower for the model-dependent limits. A range indicates the variation across the probed Higgs boson mass values. The source with † also affects the background, while those with * only affect the model-dependent results in the space of the MSSM parameters M_A and $\tan\beta$. The sources labeled with “rate” affect only the total signal yield, those with “shape” also the shape of the signal.

Source	All-hadronic	Semileptonic	Type
Trigger efficiency	10%	3–5%	rate
Online b-tagging efficiency	32%	–	rate
Offline b-tagging efficiency	10–13%†	12%	shape/rate
b-tagging efficiency dependence on topology	6%	–	rate
Jet energy scale	1.4–6.8%	3.1%	shape/rate
Jet energy resolution	0.6–1.3%	1.9%	shape/rate
Muon momentum scale and resolution	–	1%	rate
Signal Monte Carlo statistics		1.1–2.6%	rate
Integrated luminosity		2.2%	rate
PDF and α_s uncertainties	3–6%*	2.7–4.7%*	rate
Factorization and renormalization QCD scale		6–28%*	rate
Underlying event and parton showering		4%*	rate

test events to predict the invariant mass distribution of the sample passing the final selection. This method gives a prediction of the background shape in the signal region independent from that obtained with the matrix method.

The background predictions for the invariant mass distribution of the two leading jets from the two methods described above are shown in Fig. 2. They are compared with the actual distribution in events with three b-tagged jets in the control region (low value of the discriminator), for low- and medium-mass regions. The predictions are normalized to the number of events seen; the absolute normalization of the prediction will be discussed in Section 6.

Because the matrix and nearest-neighbor methods use exclusive data samples, we can combine their results. This is done by performing a weighted average of their bin-by-bin predictions, using the statistical uncertainties σ_i as weights ($w = 1/\sigma_i^2$). In case the χ^2 of the average is greater than 1, $(\sqrt{\chi^2} - 1) \cdot \sigma_i$ is used, bin-by-bin, as an additional systematic uncertainty, following the Particle Data Group prescription [32].

6. Systematic uncertainties

Various systematic uncertainties on the expected signal and background estimates affect the cross section estimation and, consequently, its interpretation within the MSSM. In both analyses the main source of systematic uncertainty on the estimated signal yield comes from uncertainties related to jet reconstruction and b tagging. The second source is the turn-on behavior of the trigger efficiency, given the rather low thresholds used in the event selection. Other sources include uncertainties on the integrated luminosity and lepton identification. The theoretical cross sections used for the MSSM interpretation are subject to factorization and renormalization scale uncertainties, uncertainties due to the choice of parton distribution functions and α_s , and uncertainties from the underlying event and parton shower modeling [33]. These uncertainties affect only the computation of the upper limits for the MSSM parameter $\tan\beta$ from the cross section results. The systematic effects directly affecting the signal efficiency, hence the cross section and MSSM interpretation, are summarized in Table 1.

There are systematic uncertainties that affect only the all-hadronic or semileptonic analyses. In the all-hadronic analysis, Table 1 includes systematic uncertainties related to the efficiency of the online b-tag selection relative to that applied offline, and to a slight dependence of the b-tagging efficiency on the jet topology. Various uncertainties also affect the shapes of the signal and back-

ground templates used in the fit. Shape-altering effects from uncertainties on the jet energy scale, jet energy resolution, b-tagging efficiency and mistag rates are accounted for in the fits with nuisance parameters. For the background templates, only the latter two are relevant. In the following we quantify background-related systematic uncertainties by their effect on the estimated signal fraction f_{sig} (defined in Section 4). The uncertainty arising from the jet energy scale and the b-tagging efficiency on the template shape increases the f_{sig} uncertainty by typically 0.1–0.4%; the corresponding effect from the jet energy resolution uncertainty is 0.1–0.3%. Additional shape-altering systematic uncertainties arise from the impurity of the double-b-tag sample and the online b-tagging correction to the background templates shape. The contribution of the former to the f_{sig} systematic uncertainty ranges between 0.1% and 0.3% in the mass range 90–130 GeV, and is below 0.1% elsewhere. The effect of the latter correction ranges from 0.1% to 0.4% in the mass range 90–160 GeV, and is below 0.1% elsewhere. The statistical uncertainty on the offline b-tagging efficiency values is propagated into the templates and accounted for in the fitting procedure. The impact on the f_{sig} uncertainty is typically in the range 0.1–0.6%.

In the semileptonic analysis there are uncertainties on both the background shape and normalization. The shape-related uncertainty is inferred by the comparison of the background predictions obtained with the two methods described in Section 5.2. The corresponding uncertainty scaling is included on a bin-by-bin basis in the binned maximum likelihood fit to the distribution of the final observable. The background normalization uncertainty has two components: the first is related to the level of agreement between the predicted M_{12} distribution and the actual bbb one in the data control region and the second is related to the extrapolation of this prediction from the control region to the signal region. The ratio between the predicted M_{12} distribution and the actual bbb one in the control region as seen in the data is used to normalize the prediction in the signal region, and its uncertainty is used as a systematic uncertainty. The scale factor is 0.877 ± 0.007 for the low-mass region and 0.885 ± 0.006 for the medium-mass region. For the extrapolation from the control region to the signal region, the MC simulation shows a constant ratio between the predicted M_{12} distribution and the actual bbb one in the signal region. The additional correction is 1.01 ± 0.04 and 1.02 ± 0.05 for the low- and medium-mass regions, respectively. The uncertainties on these corrections are used as systematic uncertainties for the background normalization: 4.4% and 5.0% for the low- and medium-mass ranges, respectively.

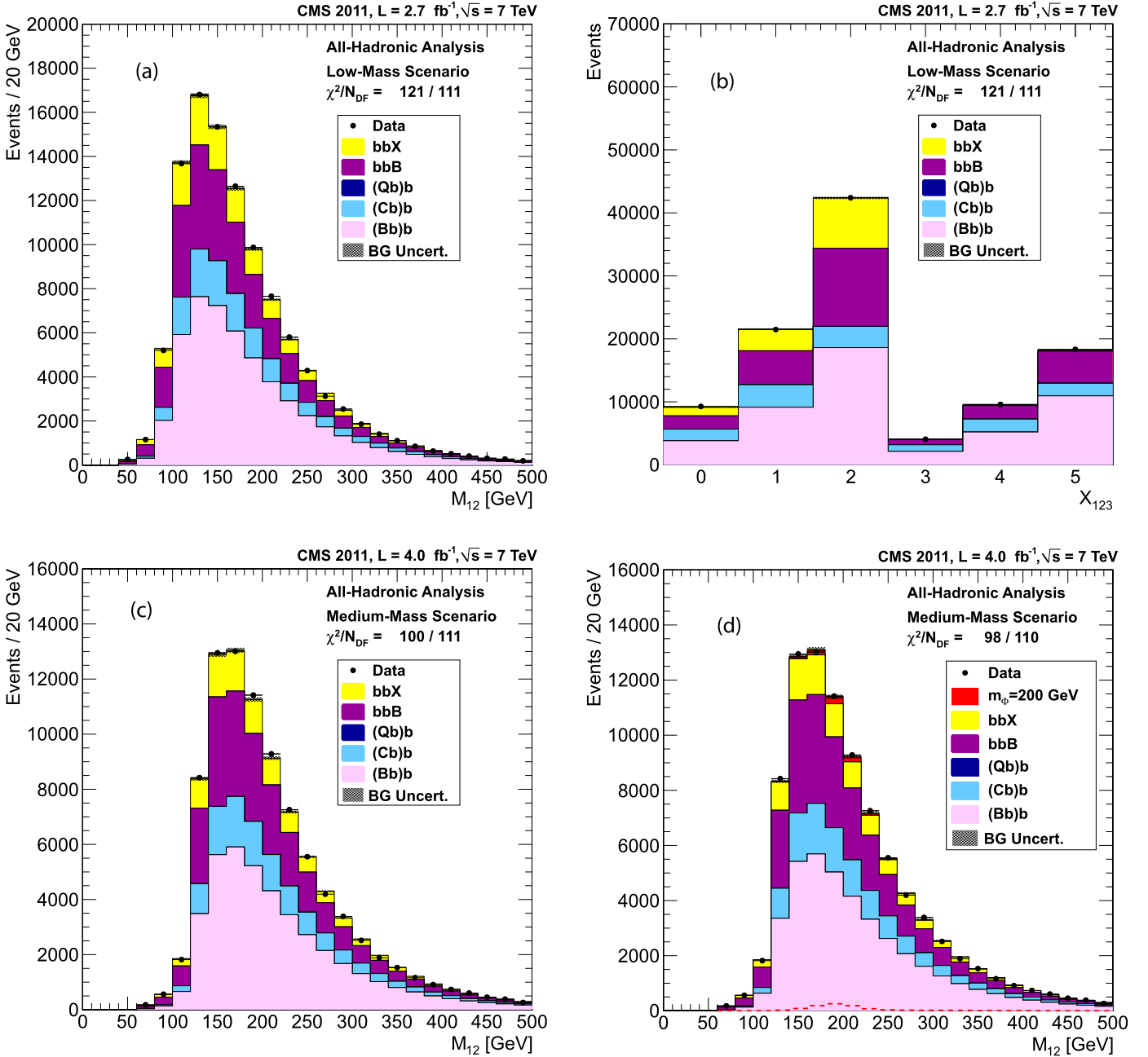


Fig. 3. Results from the all-hadronic analysis. Top row: Result of the background-only fit in the triple-b-tag samples. The plot (a) shows the distribution of the dijet mass, M_{12} , the plot (b) the distribution of the event b-tag variable X_{123} in the low-mass scenario. The hatched area at the edge of the summed background histogram corresponds to the uncertainty propagated from the templates. Bottom row: Dijet mass distribution in the medium-mass scenario, (c) with the background-only fit, and (d) including an additional signal template for a MSSM Higgs boson with a mass of 200 GeV. The fitted mass distribution of the Higgs contribution is shown a second time as the dashed histogram at the bottom of the figure. The fitted contribution of the (Qb)b template is compatible with zero within errors.

7. Results

In the all-hadronic analysis, we first test the background-only hypothesis by performing a χ^2 fit without including a signal template, but only a linear combination of the background templates, as described in Section 4.2. The coefficients $f_{\text{bgd}}^{(i)}$ are free parameters, but are constrained to be positive. Results are shown in Fig. 3 (a)–(c) for the low- and medium-mass scenarios. The background model fits the data well within the uncertainty propagated from the templates (hatched area). According to the fit, the templates associated with production of three b jets provide the dominant contribution to the background.

Subsequently, a signal template is included together with the background templates in the fit, with its fraction f_{sig} also allowed to vary freely. The fit is performed for Higgs boson masses from 90 to 350 GeV. The fit for a Higgs boson mass of 200 GeV in the medium-mass scenario is illustrated in Fig. 3(d).

The semileptonic analysis uses a binned likelihood fit to the invariant mass distribution of the two leading jets in the event to extract a possible MSSM Higgs contribution. Two different background predictions are considered, for the low- and medium-mass regions, which are fitted separately. In the fit the shape and normalization of the background component are constrained through nuisance parameters as explained in Section 6. The predicted back-

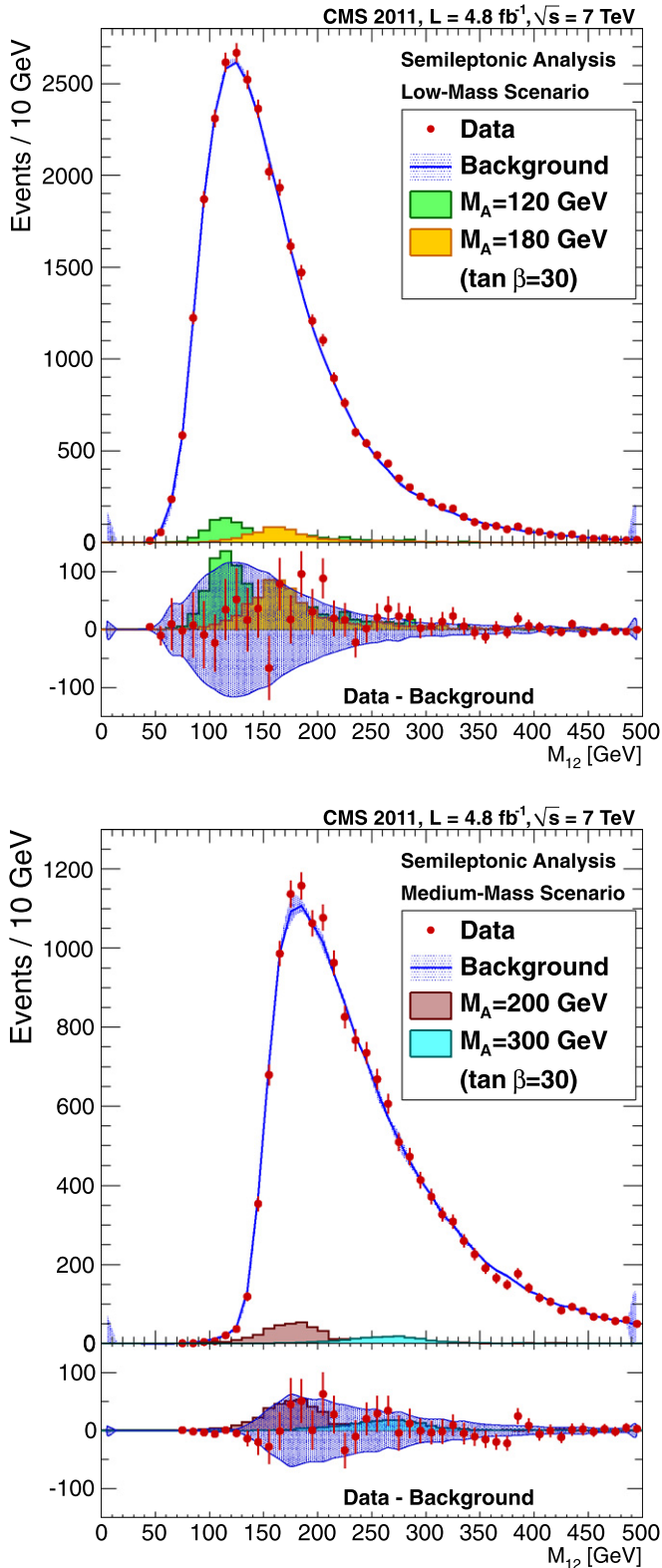


Fig. 4. Results from the semileptonic analysis. Data (red) and predicted background (blue) in the signal region, for (top) low-mass range (used for $M_\phi \leq 180$ GeV) and (bottom) medium-mass range (used for $M_\phi > 180$ GeV); the expected signal for different M_A and for $\tan\beta = 30$ in the m_h^{\max} scenario, as described in the text, is also plotted. The difference between data and predicted background is also shown: the blue area represent the systematic and statistical uncertainties on the background prediction. (For interpretation of the references to color in this figure legend, the reader is referred to the web version of this Letter.)

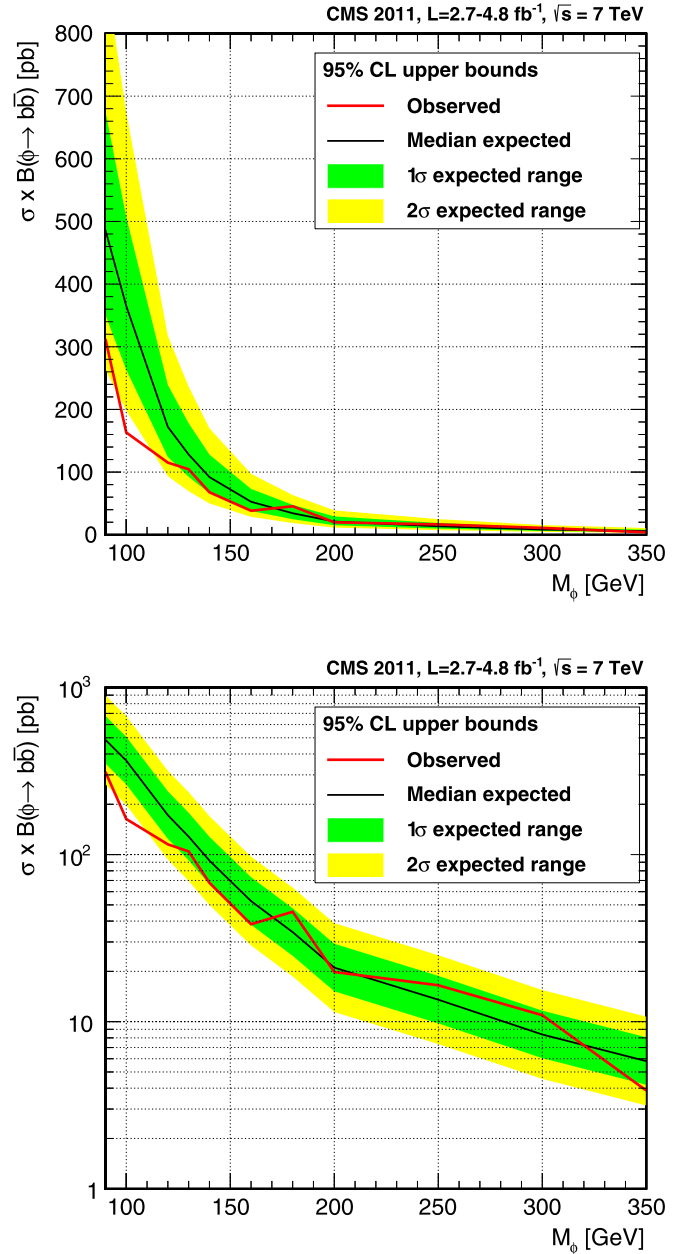


Fig. 5. Observed and expected upper limits for the cross section times branching fraction at 95% CL, with linear (top) and logarithmic (bottom) scales, including statistical and systematic uncertainties for the combined all-hadronic and semileptonic results. One- and two-standard deviation ranges for the expected upper limit are also shown.

ground is shown in Fig. 4 for the two mass ranges, together with an expected signal for two Higgs boson masses at $\tan\beta = 30$.

No significant deviation from background is observed in either analysis, and the CL_s [34–37] criterion is used to combine both results and determine the 95% confidence level (CL) limit on the signal contribution in the data, using the RooStats [38] package. To avoid correlations, in the all-hadronic analysis the events common to the semileptonic case are removed from the triple-b-tag samples. The fractions of events removed in the all-hadronic data samples are 2.3% and 2.7% for the low- and medium-mass scenarios, respectively. The requirement of a muon in the semileptonic analysis and the harder kinematic selections of the all-hadronic analysis are responsible for such small overlap. Overlapping events in the simulated signal samples are also removed, although they

Table 2

Expected and observed upper limits at 95% CL on $\sigma(pp \rightarrow b\phi + X) \times \mathcal{B}(\phi \rightarrow b\bar{b})$, in pb, and on $\tan\beta$ in the m_h^{\max} benchmark scenario for two values of the parameter $\mu = \pm 200$ GeV.

M_A (GeV)	$\sigma(pp \rightarrow b\phi + X) \times \mathcal{B}(\phi \rightarrow b\bar{b})$ [pb]		$\tan\beta$ ($\mu = +200$ GeV)		$\tan\beta$ ($\mu = -200$ GeV)	
	Expected	Observed	Expected	Observed	Expected	Observed
90	486.3	312.4	28.2	21.8	23.4	18.7
100	365.1	163.2	28.2	17.7	23.5	15.7
120	172.1	115.2	25.7	20.5	22.0	18.1
130	128.1	104.5	24.8	21.9	21.2	19.1
140	92.0	67.8	25.1	21.2	21.3	18.4
160	52.7	38.3	23.2	19.5	19.8	17.0
180	34.4	45.5	23.5	27.8	19.9	23.0
200	21.1	19.8	22.2	21.6	19.0	18.5
250	13.5	16.5	29.1	32.6	23.7	26.1
300	8.4	10.9	35.7	42.2	27.9	31.8
350	5.8	3.9	44.0	35.5	33.0	28.0

are found to have negligible effect on the shape of the signal templates.

Results are shown graphically in Fig. 5 in terms of cross section times branching fraction, and reported in Table 2. There is generally good agreement between the observed and expected upper limits within statistical errors, and no indication of a signal is seen. The observed upper limits range from about 312 pb at $M_\phi = 90$ GeV to about 4 pb at $M_\phi = 350$ GeV. The all-hadronic signature has a generally larger signal efficiency, but requires higher thresholds for jet energies, while the presence of a muon in the semileptonic signature allows for lower thresholds at the cost of lower signal efficiency. As a result, both signatures are comparable in sensitivity.

Fig. 6 presents the results in the MSSM framework as a function of the MSSM parameters M_A and $\tan\beta$, combining the individual results of the two analyses, including all the statistical and systematic uncertainties as well as correlations. We use the MSSM m_h^{\max} benchmark scenario [39,40], which is designed to maximize the theoretical upper bound on M_h for a given $\tan\beta$ and fixed M_{SUSY} . Even though its parameters are under tension with the latest experimental results [41], it is currently still the most suitable benchmark scenario to compare the sensitivity of different analyses channels. The definition of theory parameters in the m_h^{\max} benchmark scenario is the following: $M_{\text{SUSY}} = 1$ TeV; $X_t = 2M_{\text{SUSY}}$; $\mu = 200$ GeV; $M_{\tilde{g}} = 800$ GeV; $M_2 = 200$ GeV; and $A_b = A_t$; $M_3 = 800$ GeV. Here, M_{SUSY} denotes the common soft-SUSY-breaking squark mass of the third generation; $X_t = A_t - \mu/\tan\beta^2$ is the stop mixing parameter; A_t and A_b are the stop and sbottom trilinear couplings, respectively; μ is the Higgsino mass parameter; $M_{\tilde{g}}$ is the gluino mass; and M_2 is the SU(2)-gaugino mass parameter. The value of M_1 is fixed via the unification relation $M_1 = (5/3)M_2 \sin\theta_W/\cos\theta_W$. The expected cross section and branching fraction, in the MSSM framework, are calculated by BBH@NNLO [42], in the 5-flavor scheme, and FEYNHIGGS [43–46], respectively. Exclusion plots for two values of $\mu = \pm 200$ GeV are shown.

Fig. 7 shows the results in the scenario with $\mu = -200$ GeV, together with previous limits set by Tevatron [12] in the multi-b jet final state, and by LEP [8]. In particular, no excess over the expected SM background is found for high values of $\tan\beta$ and for a resonance in the 100–150 GeV mass range, as previously reported by CDF and D0. The result of this work extends the sensitivity for MSSM searches in the $\phi \rightarrow b\bar{b}$ decay mode to much lower values of $\tan\beta$, excluding the region where the excess was reported.

The combined results reported in this Letter, using only the data collected at the LHC with a center-of-mass of $\sqrt{s} = 7$ TeV, provides the most stringent limits on neutral Higgs boson decay in the $b\bar{b}$ mode, produced in association with b quarks.

8. Summary and conclusions

We searched for a Higgs boson decaying into a pair of b quarks, produced in association with one or more additional b-quark jets. We used data samples corresponding to an integrated luminosity of 2.7–4.8 fb⁻¹ collected in 2011 in proton–proton collisions at a center-of-mass energy of 7 TeV at the LHC. The data were collected with dedicated multijet triggers including b-tag selection, utilizing both all-hadronic and semileptonic event signatures.

The search was performed on a triple-b-tag sample, using the invariant mass of two leading jets as a discriminating variable, with a prediction of the multijet background using control data samples. The all-hadronic analysis makes use of a second discriminating variable, X_{123} , that reflects the heavy flavor content of the event.

No signal is observed above the SM background expectations, and 95% confidence level upper limits on the $pp \rightarrow b\phi + X$, $\phi \rightarrow b\bar{b}$ cross section times branching fraction are derived in the 90–350 GeV mass range. These results are interpreted, in the MSSM model and the m_h^{\max} scenario, in terms of bounds in the space of the parameters, M_A and $\tan\beta$. The 95% confidence level bound on $\tan\beta$ varies from about 18 to 42 in this Higgs boson mass range, thus excluding a region of parameter space previously unexplored for this final state.

Acknowledgements

We congratulate our colleagues in the CERN accelerator departments for the excellent performance of the LHC and thank the technical and administrative staffs at CERN and at other CMS institutes for their contributions to the success of the CMS effort. In addition, we gratefully acknowledge the computing centers and personnel of the Worldwide LHC Computing Grid for delivering so effectively the computing infrastructure essential to our analyses. Finally, we acknowledge the enduring support for the construction and operation of the LHC and the CMS detector provided by the following funding agencies: BMWF and FWF (Austria); FNRS and FWO (Belgium); CNPq, CAPES, FAPERJ, and FAPESP (Brazil); MEYS (Bulgaria); CERN; CAS, MoST, and NSFC (China); COLCIENCIAS (Colombia); MSES (Croatia); RPF (Cyprus); MoER, SF0690030s09 and ERDF (Estonia); Academy of Finland, MEC, and HIP (Finland); CEA and CNRS/IN2P3 (France); BMBF, DFG, and HGF (Germany); GSRT (Greece); OTKA and NKTH (Hungary); DAE and DST (India); IPM (Iran); SFI (Ireland); INFN (Italy); NRF and WCU (Republic of Korea); LAS (Lithuania); CINVESTAV, CONACYT, SEP, and UASLP-FAI (Mexico); MSI (New Zealand); PAEC (Pakistan); MSHE and NSC (Poland); FCT (Portugal); JINR (Armenia, Belarus, Georgia, Ukraine, Uzbekistan); MON, RosAtom, RAS and RFBR (Russia); MSTD (Serbia); SEIDI and CPAN (Spain); Swiss Funding Agencies

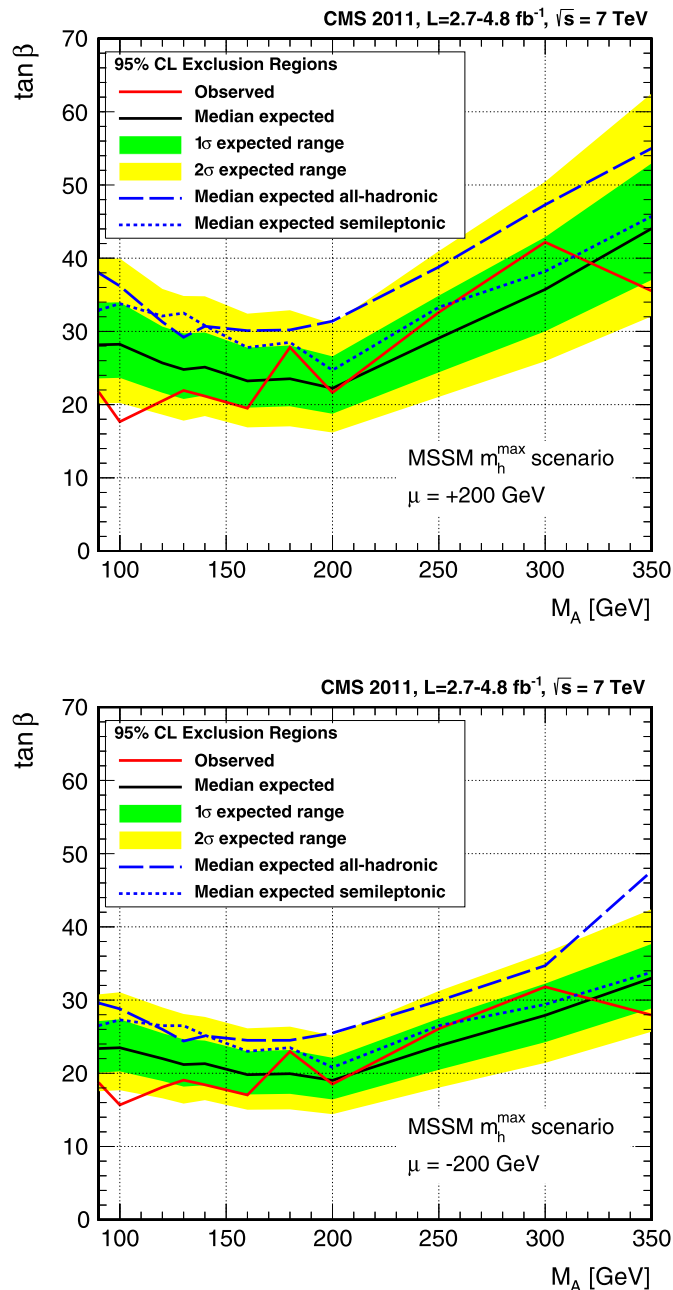


Fig. 6. Observed upper limits at 95% CL on $\tan\beta$ as a function of M_A , including the statistical and systematic uncertainties, in the m_h^{\max} benchmark scenario, both for $\mu = +200$ GeV (top) and $\mu = -200$ GeV (bottom), for the combined all-hadronic and semileptonic results. One- and two-standard deviation ranges for the expected upper limit are represented by the color bands. The expected upper limits for each of two signatures are also shown (dashed and dotted lines). (For interpretation of the references to color in this figure legend, the reader is referred to the web version of this Letter.)

(Switzerland); NSC (Taipei); ThEPCenter, IPST and NSTDA (Thailand); TUBITAK and TAEK (Turkey); NASU (Ukraine); STFC (United Kingdom); DOE and NSF (USA). Individuals have received support from the Marie-Curie programme and the European Research Council (European Union); the Leventis Foundation; the A.P. Sloan Foundation; the Alexander von Humboldt Foundation; the Belgian Federal Science Policy Office; the Fonds pour la Formation à la Recherche dans l'Industrie et dans l'Agriculture (FRIA-Belgium); the Agentschap voor Innovatie door Wetenschap en Technologie (IWT-Belgium); the Ministry of Education, Youth and Sports (MEYS) of

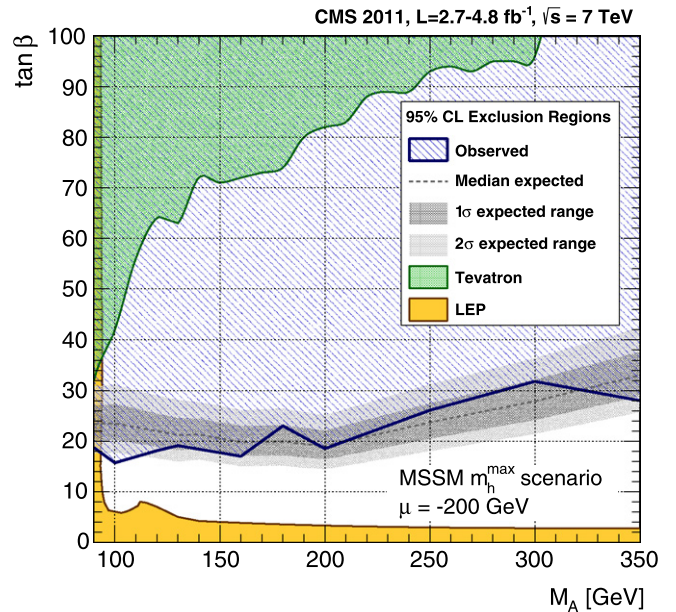


Fig. 7. Observed upper limits at 95% CL on $\tan\beta$ as a function of M_A , including the statistical and systematic uncertainties, in the m_h^{\max} benchmark scenario with $\mu = -200$ GeV for the combined all-hadronic and semileptonic results. One- and two-standard deviation ranges for the expected upper limit are represented by the gray bands. Previous exclusion regions from LEP [8] and Tevatron in the multi- b jet channel [12] are overlaid.

Czech Republic; the Council of Science and Industrial Research, India; the Compagnia di San Paolo (Torino); and the HOMING PLUS programme of Foundation for Polish Science, cofinanced from European Union, Regional Development Fund.

Open access

This article is published Open Access at sciencedirect.com. It is distributed under the terms of the Creative Commons Attribution License 3.0, which permits unrestricted use, distribution, and reproduction in any medium, provided the original authors and source are credited.

References

- [1] ATLAS Collaboration, Phys. Lett. B 716 (2012) 1, <http://dx.doi.org/10.1016/j.physletb.2012.08.020>, arXiv:1207.7214.
- [2] CMS Collaboration, Phys. Lett. B 716 (2012) 30, <http://dx.doi.org/10.1016/j.physletb.2012.08.021>, arXiv:1207.7235.
- [3] E. Witten, Phys. Lett. B 105 (1981) 267, [http://dx.doi.org/10.1016/0370-2693\(81\)90885-6](http://dx.doi.org/10.1016/0370-2693(81)90885-6).
- [4] S.P. Martin, A supersymmetry primer, arXiv:hep-ph/9709356, 1997, and references therein.
- [5] H.P. Nilles, Phys. Rep. 110 (1984) 1, [http://dx.doi.org/10.1016/0370-1573\(84\)90008-5](http://dx.doi.org/10.1016/0370-1573(84)90008-5).
- [6] CMS Collaboration, Phys. Lett. B 713 (2012) 68, <http://dx.doi.org/10.1016/j.physletb.2012.05.028>, arXiv:1202.4083.
- [7] ATLAS Collaboration, JHEP 1302 (2013) 095, [http://dx.doi.org/10.1007/JHEP02\(2013\)095](http://dx.doi.org/10.1007/JHEP02(2013)095), arXiv:1211.6956.
- [8] S. Schael, et al., ALEPH, DELPHI, L3, OPAL Collaborations, LEP Working Group for Higgs Boson Searches, Eur. Phys. J. C 47 (2006) 547, <http://dx.doi.org/10.1140/epjc/s2006-02569-7>, arXiv:hep-ex/0602042.
- [9] T. Aaltonen, et al., CDF, Phys. Rev. Lett. 103 (2009) 201801, <http://dx.doi.org/10.1103/PhysRevLett.103.201801>, arXiv:0906.1014.
- [10] V.M. Abazov, et al., D0, Phys. Rev. Lett. 101 (2008) 071804, <http://dx.doi.org/10.1103/PhysRevLett.101.071804>, arXiv:0805.2491.
- [11] CMS Collaboration, Phys. Lett. B 710 (2012) 569, <http://dx.doi.org/10.1016/j.physletb.2012.03.021>, arXiv:1112.5431.
- [12] T. Aaltonen, et al., CDF, D0, Phys. Rev. D 86 (2012) 091101, <http://dx.doi.org/10.1103/PhysRevD.86.091101>, arXiv:1207.2757.

- [13] CMS Collaboration, *J. Phys. G* 34 (2007) 995, <http://dx.doi.org/10.1088/0954-3899/34/6/S01>.
- [14] M. Carena, S. Gori, A. Juste, A. Menon, C.E.M. Wagner, L.-T. Wang, *JHEP* 1207 (2012) 091, [http://dx.doi.org/10.1007/JHEP07\(2012\)091](http://dx.doi.org/10.1007/JHEP07(2012)091), arXiv:1203.1041.
- [15] CMS Collaboration, *JINST* 3 (2008) S08004, <http://dx.doi.org/10.1088/1748-0221/3/08/S08004>.
- [16] CMS Collaboration, Particle-flow event reconstruction in CMS and performance for jets, taus, and E_T^{miss} , CMS Physics Analysis Summary CMS-PAS-PFT-09-001, CERN, 2009, <http://cdsweb.cern.ch/record/1194487>.
- [17] CMS Collaboration, Commissioning of the particle-flow event reconstruction with the first LHC collisions recorded in the CMS detector, CMS Physics Analysis Summary CMS-PAS-PFT-10-001, CERN, 2010, <http://cdsweb.cern.ch/record/1247373>.
- [18] M. Cacciari, G.P. Salam, G. Soyez, *JHEP* 0840 (2008) 63, <http://dx.doi.org/10.1088/1126-6708/2008/04/063>, arXiv:0802.1189.
- [19] CMS Collaboration, *JINST* 6 (2011) P11002, <http://dx.doi.org/10.1088/1748-0221/6/11/P11002>, arXiv:1107.4277.
- [20] CMS Collaboration, *J. Instrum.* 7 (2012) P10002, <http://dx.doi.org/10.1088/1748-0221/7/10/P10002>.
- [21] CMS Collaboration, *JINST* (2013), submitted for publication, <http://cdsweb.cern.ch/record/1494669>, arXiv:1211.4462.
- [22] W. Waltenberger, Adaptive vertex reconstruction, CMS Note 2008/33, CERN, 2008, <http://cdsweb.cern.ch/record/1166320>.
- [23] S. Agostinelli, et al., GEANT4, *Nucl. Instrum. Meth. A* 506 (2003) 250, [http://dx.doi.org/10.1016/S0168-9002\(03\)01368-8](http://dx.doi.org/10.1016/S0168-9002(03)01368-8).
- [24] T. Sjöstrand, S. Mrenna, P.Z. Skands, *JHEP* 0605 (2006) 026, <http://dx.doi.org/10.1088/1126-6708/2006/05/026>.
- [25] LHC Higgs Cross Section Working Group, S. Dittmaier, C. Mariotti, G. Passarino, R. Tanaka (Eds.) Handbook of LHC Higgs Cross Sections: 2. Differential Distributions, CERN, Geneva, 2012, arXiv:1201.3084.
- [26] M.L. Mangano, M. Moretti, F. Piccinini, R. Pittau, A.D. Polosa, *JHEP* 0307 (2003) 1, <http://dx.doi.org/10.1088/1126-6708/2003/07/001>, arXiv:hep-ph/0206293.
- [27] J. Alwall, M. Herquet, F. Maltoni, O. Mattelaer, T. Stelzer, *JHEP* 1106 (2011) 128, [http://dx.doi.org/10.1007/JHEP06\(2011\)128](http://dx.doi.org/10.1007/JHEP06(2011)128), arXiv:1106.0522.
- [28] J. Pumplin, D.R. Stump, J. Huston, H.-L. Lai, P. Nadolsky, W.-K. Tung, *JHEP* 0207 (2002) 12, <http://dx.doi.org/10.1088/1126-6708/2002/07/012>, arXiv:hep-ph/0201195.
- [29] T. Aaltonen, et al., CDF, *Phys. Rev. D* 85 (2012) 032005, <http://dx.doi.org/10.1103/PhysRevD.85.032005>, arXiv:1106.4782.
- [30] CMS Collaboration, b-jet identification in the CMS experiment, CMS Physics Analysis Summary CMS-PAS-BTV-11-004 CERN, 2012, <https://cdsweb.cern.ch/record/1427247>.
- [31] CMS Collaboration, Performance of b-jet identification in CMS, CMS Physics Analysis Summary CMS-PAS-BTV-11-001, CERN, 2011, <http://cdsweb.cern.ch/record/1366061>, 2011.
- [32] J. Beringer, et al., Particle Data Group, in: Review of Particle Physics, *Phys. Rev. D* 86 (2012) 010001, <http://dx.doi.org/10.1103/PhysRevD.86.010001>.
- [33] M. Botje, J. Butterworth, A. Cooper-Sarkar, A. de Roeck, J. Feltesse StefanoForte, A. Glazov, J. Huston, R. McNulty, T. Sjöstrand, R. Thorne, The PDF4LHC Working Group interim recommendations, arXiv:1101.0538, 2011.
- [34] G. Cowan, K. Cranmer, E. Gross, O. Vitells, *Eur. Phys. J. C* 71 (2011) 1554, <http://dx.doi.org/10.1140/epjc/s10052-011-1554-0>, arXiv:1007.1727.
- [35] A.L. Read, *J. Phys. G* 28 (2002) 2693, <http://dx.doi.org/10.1088/0954-3899/28/10/313>.
- [36] T. Junk, *Nucl. Instrum. Meth. A* 434 (1999) 435, [http://dx.doi.org/10.1016/S0168-9002\(99\)00498-2](http://dx.doi.org/10.1016/S0168-9002(99)00498-2), arXiv:hep-ex/9902006.
- [37] ATLAS, CMS Collaborations, Combination Group, LHC Higgs, Procedure for the LHC Higgs boson search combination in Summer 2011, Technical Report ATL-PHYS-PUB-2011-11, CMS-NOTE-2011-005, CERN, 2011, <http://cds.cern.ch/record/1379837>.
- [38] L. Moneta, K. Belasco, K. Cranmer, S. Kreiss, A. Lazzaro, D. Piparo, G. Schott, W. Verkerke, M. Wolf, in: 13th International Workshop on Advanced Computing and Analysis Techniques in Physics Research (ACAT2010), in: PoS ACAT, 2010, p. 057, http://pos.sissa.it/archive/conferences/093/057/ACAT2010_057.pdf, arXiv:1009.1003, 2010.
- [39] M. Carena, S. Heinemeyer, C.E.M. Wagner, G. Weiglein, *Eur. Phys. J. C* 26 (2003) 601, <http://dx.doi.org/10.1140/epjc/s2002-01084-3>, arXiv:hep-ph/0202167.
- [40] M. Carena, S. Heinemeyer, C.E.M. Wagner, G. Weiglein, *Eur. Phys. J. C* 45 (2006) 797, <http://dx.doi.org/10.1140/epjc/s2005-02470-y>, arXiv:hep-ph/0511023.
- [41] M. Carena, S. Heinemeyer, O. Stål, C. Wagner, G. Weiglein, MSSM Higgs boson searches at the LHC: benchmark scenarios after the discovery of a Higgs-like particle, arXiv:1302.7033 [hep-ph], 2013.
- [42] R.V. Harlander, W.B. Kilgore, *Phys. Rev. D* 68 (2003) 013001, <http://dx.doi.org/10.1103/PhysRevD.68.013001>, arXiv:hep-ph/0304035.
- [43] S. Heinemeyer, W. Hollik, G. Weiglein, *Comput. Phys. Commun.* 124 (2000) 76, [http://dx.doi.org/10.1016/S0010-4655\(99\)00364-1](http://dx.doi.org/10.1016/S0010-4655(99)00364-1), arXiv:hep-ph/9812320.
- [44] S. Heinemeyer, W. Hollik, G. Weiglein, *Eur. Phys. J. C* 9 (1999) 343, <http://dx.doi.org/10.1007/s100529900006>, arXiv:hep-ph/9812472.
- [45] G. Degrandi, S. Heinemeyer, W. Hollik, P. Slavich, G. Weiglein, *Eur. Phys. J. C* 28 (2003) 133, <http://dx.doi.org/10.1140/epjc/s2003-01152-2>, arXiv:hep-ph/0212020.
- [46] M. Frank, T. Hahn, S. Heinemeyer, W. Hollik, H. Rzehak, G. Weiglein, *JHEP* 0702 (2007) 47, <http://dx.doi.org/10.1088/1126-6708/2007/02/047>, arXiv:hep-ph/0611326.

CMS Collaboration

S. Chatrchyan, V. Khachatryan, A.M. Sirunyan, A. Tumasyan

Yerevan Physics Institute, Yerevan, Armenia

W. Adam, E. Aguilo, T. Bergauer, M. Dragicevic, J. Erö, C. Fabjan¹, M. Friedl, R. Frühwirth¹, V.M. Ghete, N. Hörmann, J. Hrubec, M. Jeitler¹, W. Kiesenhofer, V. Knünz, M. Krammer¹, I. Krätschmer, D. Liko, I. Mikulec, M. Pernicka[†], D. Rabady², B. Rahbaran, C. Rohringer, H. Rohringer, R. Schöffbeck, J. Strauss, A. Taurok, W. Waltenberger, C.-E. Wulz¹

Institut für Hochenergiephysik der OeAW, Wien, Austria

V. Mossolov, N. Shumeiko, J. Suarez Gonzalez

National Centre for Particle and High Energy Physics, Minsk, Belarus

S. Alderweireldt, M. Bansal, S. Bansal, T. Cornelis, E.A. De Wolf, X. Janssen, S. Luyckx, L. Mucibello, S. Ochesanu, B. Roland, R. Rougny, M. Selvaggi, H. Van Haevermaet, P. Van Mechelen, N. Van Remortel, A. Van Spilbeek

Universiteit Antwerpen, Antwerpen, Belgium

F. Blekman, S. Blyweert, J. D'Hondt, R. Gonzalez Suarez, A. Kalogeropoulos, M. Maes, A. Olbrechts, S. Tavernier, W. Van Doninck, P. Van Mulders, G.P. Van Onsem, I. Villella

Vrije Universiteit Brussel, Brussel, Belgium

B. Clerbaux, G. De Lentdecker, V. Dero, A.P.R. Gay, T. Hreus, A. Léonard, P.E. Marage, A. Mohammadi, T. Reis, L. Thomas, C. Vander Velde, P. Vanlaer, J. Wang

Université Libre de Bruxelles, Bruxelles, Belgium

V. Adler, K. Beernaert, A. Cimmino, S. Costantini, G. Garcia, M. Grunewald, B. Klein, J. Lellouch, A. Marinov, J. McCartin, A.A. Ocampo Rios, D. Ryckbosch, M. Sigamani, N. Strobbe, F. Thyssen, M. Tytgat, S. Walsh, E. Yazgan, N. Zaganidis

Ghent University, Ghent, Belgium

S. Basegmez, G. Bruno, R. Castello, L. Ceard, C. Delaere, T. du Pree, D. Favart, L. Forthomme, A. Giammanco³, J. Hollar, V. Lemaître, J. Liao, O. Militaru, C. Nuttens, D. Pagano, A. Pin, K. Piotrkowski, J.M. Vizán García

Université Catholique de Louvain, Louvain-la-Neuve, Belgium

N. Belyi, T. Caebergs, E. Daubie, G.H. Hammad

Université de Mons, Mons, Belgium

G.A. Alves, M. Correa Martins Junior, T. Martins, M.E. Pol, M.H.G. Souza

Centro Brasileiro de Pesquisas Físicas, Rio de Janeiro, Brazil

W.L. Aldá Júnior, W. Carvalho, A. Custódio, E.M. Da Costa, D. De Jesus Damiao, C. De Oliveira Martins, S. Fonseca De Souza, H. Malbouisson, M. Malek, D. Matos Figueiredo, L. Mundim, H. Nogima, W.L. Prado Da Silva, A. Santoro, L. Soares Jorge, A. Sznajder, A. Vilela Pereira

Universidade do Estado do Rio de Janeiro, Rio de Janeiro, Brazil

T.S. Anjos^b, C.A. Bernardes^b, F.A. Dias^{a,4}, T.R. Fernandez Perez Tomei^a, E.M. Gregores^b, C. Lagana^a, F. Marinho^a, P.G. Mercadante^b, S.F. Novaes^a, Sandra S. Padula^a

^a *Universidade Estadual Paulista, São Paulo, Brazil*

^b *Universidade Federal do ABC, São Paulo, Brazil*

V. Genchev², P. Iaydjiev², S. Piperov, M. Rodozov, S. Stoykova, G. Sultanov, V. Tcholakov, R. Trayanov, M. Vutova

Institute for Nuclear Research and Nuclear Energy, Sofia, Bulgaria

A. Dimitrov, R. Hadjiiska, V. Kozhuharov, L. Litov, B. Pavlov, P. Petkov

University of Sofia, Sofia, Bulgaria

J.G. Bian, G.M. Chen, H.S. Chen, C.H. Jiang, D. Liang, S. Liang, X. Meng, J. Tao, J. Wang, X. Wang, Z. Wang, H. Xiao, M. Xu, J. Zang, Z. Zhang

Institute of High Energy Physics, Beijing, China

C. Asawatangtrakuldee, Y. Ban, Y. Guo, Q. Li, W. Li, S. Liu, Y. Mao, S.J. Qian, D. Wang, L. Zhang, W. Zou

State Key Laboratory of Nuclear Physics and Technology, Peking University, Beijing, China

C. Avila, C.A. Carrillo Montoya, J.P. Gomez, B. Gomez Moreno, A.F. Osorio Oliveros, J.C. Sanabria

Universidad de Los Andes, Bogota, Colombia

N. Godinovic, D. Lelas, R. Plestina⁵, D. Polic, I. Puljak²

Technical University of Split, Split, Croatia

Z. Antunovic, M. Kovac

University of Split, Split, Croatia

V. Brigljevic, S. Duric, K. Kadija, J. Luetic, D. Mekterovic, S. Morovic, L. Tikvica

Institute Rudjer Boskovic, Zagreb, Croatia

A. Attikis, M. Galanti, G. Mavromanolakis, J. Mousa, C. Nicolaou, F. Ptochos, P.A. Razis

University of Cyprus, Nicosia, Cyprus

M. Finger, M. Finger Jr.

Charles University, Prague, Czech Republic

Y. Assran⁶, S. Elgammal⁷, A. Ellithi Kamel⁸, A.M. Kuotb Awad⁹, M.A. Mahmoud⁹, A. Radi^{10,11}

Academy of Scientific Research and Technology of the Arab Republic of Egypt, Egyptian Network of High Energy Physics, Cairo, Egypt

M. Kadastik, M. Müntel, M. Murumaa, M. Raidal, L. Rebane, A. Tiko

National Institute of Chemical Physics and Biophysics, Tallinn, Estonia

P. Eerola, G. Fedi, M. Voutilainen

Department of Physics, University of Helsinki, Helsinki, Finland

J. Härkönen, A. Heikkinen, V. Karimäki, R. Kinnunen, M.J. Kortelainen, T. Lampén, K. Lassila-Perini, S. Lehti, T. Lindén, P. Luukka, T. Mäenpää, T. Peltola, E. Tuominen, J. Tuominiemi, E. Tuovinen, D. Ungaro, L. Wendland

Helsinki Institute of Physics, Helsinki, Finland

A. Korpela, T. Tuuva

Lappeenranta University of Technology, Lappeenranta, Finland

M. Besancon, S. Choudhury, M. Dejardin, D. Denegri, B. Fabbro, J.L. Faure, F. Ferri, S. Ganjour, A. Givernaud, P. Gras, G. Hamel de Monchenault, P. Jarry, E. Locci, J. Malcles, L. Millischer, A. Nayak, J. Rander, A. Rosowsky, M. Titov

DSM/IRFU, CEA/Saclay, Gif-sur-Yvette, France

S. Baffioni, F. Beaudette, L. Benhabib, L. Bianchini, M. Bluj¹², P. Busson, C. Charlot, N. Daci, T. Dahms, M. Dalchenko, L. Dobrzynski, A. Florent, R. Granier de Cassagnac, M. Haguenaer, P. Miné, C. Mironov, I.N. Naranjo, M. Nguyen, C. Ochando, P. Paganini, D. Sabes, R. Salerno, Y. Sirois, C. Veelken, A. Zabi

Laboratoire Leprince-Ringuet, Ecole Polytechnique, IN2P3-CNRS, Palaiseau, France

J.-L. Agram¹³, J. Andrea, D. Bloch, D. Bodin, J.-M. Brom, M. Cardaci, E.C. Chabert, C. Collard, E. Conte¹³, F. Drouhin¹³, J.-C. Fontaine¹³, D. Gelé, U. Goerlach, P. Juillot, A.-C. Le Bihan, P. Van Hove

Institut Pluridisciplinaire Hubert Curien, Université de Strasbourg, Université de Haute Alsace Mulhouse, CNRS/IN2P3, Strasbourg, France

S. Beauceron, N. Beaupere, O. Bondu, G. Boudoul, S. Brochet, J. Chasserat, R. Chierici², D. Contardo, P. Depasse, H. El Mamouni, J. Fay, S. Gascon, M. Gouzevitch, B. Ille, T. Kurca, M. Lethuillier, L. Mirabito, S. Perries, L. Sgandurra, V. Sordini, Y. Tschudi, P. Verdier, S. Viret

Université de Lyon, Université Claude Bernard Lyon 1, CNRS-IN2P3, Institut de Physique Nucléaire de Lyon, Villeurbanne, France

Z. Tsamalaidze¹⁴

Institute of High Energy Physics and Informatization, Tbilisi State University, Tbilisi, Georgia

C. Autermann, S. Beranek, B. Calpas, M. Edelhoff, L. Feld, N. Heracleous, O. Hindrichs, R. Jussen, K. Klein, J. Merz, A. Ostapchuk, A. Perieanu, F. Raupach, J. Sammet, S. Schael, D. Sprenger, H. Weber, B. Wittmer, V. Zhukov¹⁵

RWTH Aachen University, I. Physikalisches Institut, Aachen, Germany

M. Ata, J. Caudron, E. Dietz-Laursonn, D. Duchardt, M. Erdmann, R. Fischer, A. Güth, T. Hebbeker, C. Heidemann, K. Hoepfner, D. Klingebiel, P. Kreuzer, M. Merschmeyer, A. Meyer, M. Olschewski, K. Padeken, P. Papacz, H. Pieta, H. Reithler, S.A. Schmitz, L. Sonnenschein, J. Steggemann, D. Teyssier, S. Thüer, M. Weber

RWTH Aachen University, III. Physikalisches Institut A, Aachen, Germany

M. Bontenackels, V. Cherepanov, Y. Erdogan, G. Flügge, H. Geenen, M. Geisler, W. Haj Ahmad, F. Hoehle, B. Kargoll, T. Kress, Y. Kuessel, J. Lingemann², A. Nowack, I.M. Nugent, L. Perchalla, O. Pooth, P. Sauerland, A. Stahl

RWTH Aachen University, III. Physikalisches Institut B, Aachen, Germany

M. Aldaya Martin, I. Asin, J. Behr, W. Behrenhoff, U. Behrens, M. Bergholz¹⁶, A. Bethani, K. Borras, A. Burgmeier, A. Cakir, L. Calligaris, A. Campbell, E. Castro, F. Costanza, D. Dammann, C. Diez Pardos, T. Dorland, G. Eckerlin, D. Eckstein, G. Flucke, A. Geiser, I. Glushkov, P. Gunnellini, S. Habib, J. Hauk, G. Hellwig, H. Jung, M. Kasemann, P. Katsas, C. Kleinwort, H. Kluge, A. Knutsson, M. Krämer, D. Krücker, E. Kuznetsova, W. Lange, J. Leonard, W. Lohmann¹⁶, B. Lutz, R. Mankel, I. Marfin, M. Marienfeld, I.-A. Melzer-Pellmann, A.B. Meyer, J. Mnich, A. Mussgiller, S. Naumann-Emme, O. Novgorodova, F. Nowak, J. Olzem, H. Perrey, A. Petrukhin, D. Pitzl, A. Raspereza, P.M. Ribeiro Cipriano, C. Riedl, E. Ron, M. Rosin, J. Salfeld-Nebgen, R. Schmidt¹⁶, T. Schoerner-Sadenius, N. Sen, A. Spiridonov, M. Stein, R. Walsh, C. Wissing

Deutsches Elektronen-Synchrotron, Hamburg, Germany

V. Blobel, H. Enderle, J. Erfle, U. Gebbert, M. Görner, M. Gosselink, J. Haller, T. Hermanns, R.S. Höing, K. Kaschube, G. Kaussen, H. Kirschenmann, R. Klanner, J. Lange, T. Peiffer, N. Pietsch, D. Rathjens, C. Sander, H. Schettler, P. Schleper, E. Schlieckau, A. Schmidt, M. Schröder, T. Schum, M. Seidel, J. Sibille¹⁷, V. Sola, H. Stadie, G. Steinbrück, J. Thomsen, L. Vanelderden

University of Hamburg, Hamburg, Germany

C. Barth, J. Berger, C. Böser, T. Chwalek, W. De Boer, A. Descroix, A. Dierlamm, M. Feindt, M. Guthoff², C. Hackstein, F. Hartmann², T. Hauth², M. Heinrich, H. Held, K.H. Hoffmann, U. Husemann, I. Katkov¹⁵, J.R. Komaragiri, P. Lobelle Pardo, D. Martschei, S. Mueller, Th. Müller, M. Niegel, A. Nürnberg, O. Oberst, A. Oehler, J. Ott, G. Quast, K. Rabbertz, F. Ratnikov, N. Ratnikova, S. Röcker, F.-P. Schilling, G. Schott, H.J. Simonis, F.M. Stober, D. Troendle, R. Ulrich, J. Wagner-Kuhr, S. Wayand, T. Weiler, M. Zeise

Institut für Experimentelle Kernphysik, Karlsruhe, Germany

G. Anagnostou, G. Daskalakis, T. Gerasis, S. Kesisoglou, A. Kyriakis, D. Loukas, I. Manolakos, A. Markou, C. Markou, E. Ntomari

Institute of Nuclear Physics "Demokritos", Aghia Paraskevi, Greece

L. Gouskos, T.J. Mertzimekis, A. Panagiotou, N. Saoulidou

University of Athens, Athens, Greece

I. Evangelou, C. Foudas, P. Kokkas, N. Manthos, I. Papadopoulos

University of Ioánnina, Ioánnina, Greece

G. Bencze, C. Hajdu, P. Hidas, D. Horvath¹⁸, F. Sikler, V. Veszpremi, G. Vesztergombi¹⁹, A.J. Zsigmond

KFKI Research Institute for Particle and Nuclear Physics, Budapest, Hungary

N. Beni, S. Czellar, J. Molnar, J. Palinkas, Z. Szillasi

Institute of Nuclear Research ATOMKI, Debrecen, Hungary

J. Karacsi, P. Raics, Z.L. Trocsanyi, B. Ujvari

University of Debrecen, Debrecen, Hungary

S.B. Beri, V. Bhatnagar, N. Dhingra, R. Gupta, M. Kaur, M.Z. Mehta, M. Mittal, N. Nishu, L.K. Saini, A. Sharma, J.B. Singh

Panjab University, Chandigarh, India

Ashok Kumar, Arun Kumar, S. Ahuja, A. Bhardwaj, B.C. Choudhary, S. Malhotra, M. Naimuddin, K. Ranjan, P. Saxena, V. Sharma, R.K. Shivpuri

University of Delhi, Delhi, India

S. Banerjee, S. Bhattacharya, K. Chatterjee, S. Dutta, B. Gomber, Sa. Jain, Sh. Jain, R. Khurana, A. Modak, S. Mukherjee, D. Roy, S. Sarkar, M. Sharan

Saha Institute of Nuclear Physics, Kolkata, India

A. Abdulsalam, D. Dutta, S. Kailas, V. Kumar, A.K. Mohanty², L.M. Pant, P. Shukla

Bhabha Atomic Research Centre, Mumbai, India

T. Aziz, R.M. Chatterjee, S. Ganguly, M. Guchait²⁰, A. Gurtu²¹, M. Maity²², G. Majumder, K. Mazumdar, G.B. Mohanty, B. Parida, K. Sudhakar, N. Wickramage

Tata Institute of Fundamental Research – EHEP, Mumbai, India

S. Banerjee, S. Dugad

Tata Institute of Fundamental Research – HECP, Mumbai, India

H. Arfaei²³, H. Bakhshiansohi, S.M. Etesami²⁴, A. Fahim²³, M. Hashemi²⁵, H. Hesari, A. Jafari, M. Khakzad, M. Mohammadi Najafabadi, S. Paktinat Mehdiabadi, B. Safarzadeh²⁶, M. Zeinali

Institute for Research in Fundamental Sciences (IPM), Tehran, Iran

M. Abbrescia^{a,b}, L. Barbone^{a,b}, C. Calabria^{a,b,2}, S.S. Chhibra^{a,b}, A. Colaleo^a, D. Creanza^{a,c}, N. De Filippis^{a,c,2}, M. De Palma^{a,b}, L. Fiore^a, G. Iaselli^{a,c}, G. Maggi^{a,c}, M. Maggi^a, B. Marangelli^{a,b}, S. My^{a,c}, S. Nuzzo^{a,b}, N. Pacifico^a, A. Pompili^{a,b}, G. Pugliese^{a,c}, G. Selvaggi^{a,b}, L. Silvestris^a, G. Singh^{a,b}, R. Venditti^{a,b}, P. Verwilligen^a, G. Zito^a

^a INFN Sezione di Bari, Bari, Italy

^b Università di Bari, Bari, Italy

^c Politecnico di Bari, Bari, Italy

G. Abbiendi^a, A.C. Benvenuti^a, D. Bonacorsi^{a,b}, S. Braibant-Giacomelli^{a,b}, L. Brigliadori^{a,b}, P. Capiluppi^{a,b}, A. Castro^{a,b}, F.R. Cavallo^a, M. Cuffiani^{a,b}, G.M. Dallavalle^a, F. Fabbri^a, A. Fanfani^{a,b}, D. Fasanella^{a,b}, P. Giacomelli^a, C. Grandi^a, L. Guiducci^{a,b}, S. Marcellini^a, G. Masetti^a, M. Meneghelli^{a,b,2}, A. Montanari^a, F.L. Navarria^{a,b}, F. Odorici^a, A. Perrotta^a, F. Primavera^{a,b}, A.M. Rossi^{a,b}, T. Rovelli^{a,b}, G.P. Siroli^{a,b}, N. Tosi, R. Travaglini^{a,b}

^a INFN Sezione di Bologna, Bologna, Italy

^b *Università di Bologna, Bologna, Italy*

S. Albergo^{a,b}, G. Cappello^{a,b}, M. Chiorboli^{a,b}, S. Costa^{a,b}, R. Potenza^{a,b}, A. Tricomi^{a,b}, C. Tuve^{a,b}

^a *INFN Sezione di Catania, Catania, Italy*

^b *Università di Catania, Catania, Italy*

G. Barbagli^a, V. Ciulli^{a,b}, C. Civinini^a, R. D'Alessandro^{a,b}, E. Focardi^{a,b}, S. Frosali^{a,b}, E. Gallo^a, S. Gonzi^{a,b}, M. Meschini^a, S. Paoletti^a, G. Sguazzoni^a, A. Tropiano^{a,b}

^a *INFN Sezione di Firenze, Firenze, Italy*

^b *Università di Firenze, Firenze, Italy*

L. Benussi, S. Bianco, S. Colafranceschi²⁷, F. Fabbri, D. Piccolo

INFN Laboratori Nazionali di Frascati, Frascati, Italy

P. Fabbriatore^a, R. Musenich^a, S. Tosi^{a,b}

^a *INFN Sezione di Genova, Genova, Italy*

^b *Università di Genova, Genova, Italy*

A. Benaglia^a, F. De Guio^{a,b}, L. Di Matteo^{a,b,2}, S. Fiorendi^{a,b}, S. Gennai^{a,2}, A. Ghezzi^{a,b}, S. Malvezzi^a, R.A. Manzoni^{a,b}, A. Martelli^{a,b}, A. Massironi^{a,b}, D. Menasce^a, L. Moroni^a, M. Paganoni^{a,b}, D. Pedrini^a, S. Ragazzi^{a,b}, N. Redaelli^a, T. Tabarelli de Fatis^{a,b}

^a *INFN Sezione di Milano-Bicocca, Milano, Italy*

^b *Università di Milano-Bicocca, Milano, Italy*

S. Buontempo^a, N. Cavallo^{a,c}, A. De Cosa^{a,b,2}, O. Dogangun^{a,b}, F. Fabozzi^{a,c}, A.O.M. Iorio^{a,b}, L. Lista^a, S. Meola^{a,d,28}, M. Merola^a, P. Paolucci^{a,2}

^a *INFN Sezione di Napoli, Napoli, Italy*

^b *Università di Napoli 'Federico II', Napoli, Italy*

^c *Università della Basilicata (Potenza), Napoli, Italy*

^d *Università G. Marconi (Roma), Napoli, Italy*

P. Azzi^a, N. Bacchetta^{a,2}, D. Bisello^{a,b}, A. Branca^{a,b,2}, R. Carlin^{a,b}, P. Checchia^a, T. Dorigo^a, F. Gasparini^{a,b}, U. Gasparini^{a,b}, A. Gozzelino^a, K. Kanishchev^{a,c}, S. Lacaprara^a, I. Lazzizzera^{a,c}, M. Margoni^{a,b}, A.T. Meneguzzo^{a,b}, J. Pazzini^{a,b}, N. Pozzobon^{a,b}, P. Ronchese^{a,b}, F. Simonetto^{a,b}, E. Torassa^a, M. Tosi^{a,b}, S. Vanini^{a,b}, P. Zotto^{a,b}, A. Zucchetta^{a,b}, G. Zumerle^{a,b}

^a *INFN Sezione di Padova, Padova, Italy*

^b *Università di Padova, Padova, Italy*

^c *Università di Trento (Trento), Padova, Italy*

M. Gabusi^{a,b}, S.P. Ratti^{a,b}, C. Riccardi^{a,b}, P. Torre^{a,b}, P. Vitulo^{a,b}

^a *INFN Sezione di Pavia, Pavia, Italy*

^b *Università di Pavia, Pavia, Italy*

M. Biasini^{a,b}, G.M. Bilei^a, L. Fanò^{a,b}, P. Lariccia^{a,b}, G. Mantovani^{a,b}, M. Menichelli^a, A. Nappi^{a,b,†}, F. Romeo^{a,b}, A. Saha^a, A. Santocchia^{a,b}, A. Spiezia^{a,b}, S. Taroni^{a,b}

^a *INFN Sezione di Perugia, Perugia, Italy*

^b *Università di Perugia, Perugia, Italy*

P. Azzurri^{a,c}, G. Bagliesi^a, J. Bernardini^a, T. Boccali^a, G. Broccolo^{a,c}, R. Castaldi^a, R.T. D'Agnolo^{a,c,2}, R. Dell'Orso^a, F. Fiori^{a,b,2}, L. Foà^{a,c}, A. Giassi^a, A. Kraan^a, F. Ligabue^{a,c}, T. Lomtadze^a, L. Martini^{a,29}, A. Messineo^{a,b}, F. Palla^a, A. Rizzi^{a,b}, A.T. Serban^{a,30}, P. Spagnolo^a, P. Squillacioti^{a,2}, R. Tenchini^a, G. Tonelli^{a,b}, A. Venturi^a, P.G. Verdini^a

^a *INFN Sezione di Pisa, Pisa, Italy*

^b *Università di Pisa, Pisa, Italy*

^c *Scuola Normale Superiore di Pisa, Pisa, Italy*

L. Barone^{a,b}, F. Cavallari^a, D. Del Re^{a,b}, M. Diemoz^a, C. Fanelli^{a,b}, M. Grassi^{a,b,2}, E. Longo^{a,b}, P. Meridiani^{a,2}, F. Micheli^{a,b}, S. Nourbakhsh^{a,b}, G. Organtini^{a,b}, R. Paramatti^a, S. Rahatlou^{a,b}, L. Soffi^{a,b}

^a INFN Sezione di Roma, Roma, Italy

^b Università di Roma, Roma, Italy

N. Amapane^{a,b}, R. Arcidiacono^{a,c}, S. Argiro^{a,b}, M. Arneodo^{a,c}, C. Biino^a, N. Cartiglia^a, S. Casasso^{a,b}, M. Costa^{a,b}, N. Demaria^a, C. Mariotti^{a,2}, S. Maselli^a, E. Migliore^{a,b}, V. Monaco^{a,b}, M. Musich^{a,2}, M.M. Obertino^{a,c}, G. Ortona^{a,b}, N. Pastrone^a, M. Pelliccioni^a, A. Potenza^{a,b}, A. Romero^{a,b}, R. Sacchi^{a,b}, A. Solano^{a,b}, A. Staiano^a

^a INFN Sezione di Torino, Torino, Italy

^b Università di Torino, Torino, Italy

^c Università del Piemonte Orientale (Novara), Torino, Italy

S. Belforte^a, V. Candelise^{a,b}, M. Casarsa^a, F. Cossutti^a, G. Della Ricca^{a,b}, B. Gobbo^a, M. Marone^{a,b,2}, D. Montanino^{a,b,2}, A. Penzo^a, A. Schizzi^{a,b}

^a INFN Sezione di Trieste, Trieste, Italy

^b Università di Trieste, Trieste, Italy

T.Y. Kim, S.K. Nam

Kangwon National University, Chunchon, Republic of Korea

S. Chang, D.H. Kim, G.N. Kim, D.J. Kong, H. Park, D.C. Son, T. Son

Kyungpook National University, Daegu, Republic of Korea

J.Y. Kim, Zero J. Kim, S. Song

Chonnam National University, Institute for Universe and Elementary Particles, Kwangju, Republic of Korea

S. Choi, D. Gyun, B. Hong, M. Jo, H. Kim, T.J. Kim, K.S. Lee, D.H. Moon, S.K. Park, Y. Roh

Korea University, Seoul, Republic of Korea

M. Choi, J.H. Kim, C. Park, I.C. Park, S. Park, G. Ryu

University of Seoul, Seoul, Republic of Korea

Y. Choi, Y.K. Choi, J. Goh, M.S. Kim, E. Kwon, B. Lee, J. Lee, S. Lee, H. Seo, I. Yu

Sungkyunkwan University, Suwon, Republic of Korea

M.J. Bilinskas, I. Grigelionis, M. Janulis, A. Juodagalvis

Vilnius University, Vilnius, Lithuania

H. Castilla-Valdez, E. De La Cruz-Burelo, I. Heredia-de La Cruz, R. Lopez-Fernandez, J. Martínez-Ortega, A. Sanchez-Hernandez, L.M. Villaseñor-Cendejas

Centro de Investigacion y de Estudios Avanzados del IPN, Mexico City, Mexico

S. Carrillo Moreno, F. Vazquez Valencia

Universidad Iberoamericana, Mexico City, Mexico

H.A. Salazar Ibarguen

Benemerita Universidad Autonoma de Puebla, Puebla, Mexico

E. Casimiro Linares, A. Morelos Pineda, M.A. Reyes-Santos

Universidad Autónoma de San Luis Potosí, San Luis Potosí, Mexico

D. Krofcheck*University of Auckland, Auckland, New Zealand***A.J. Bell, P.H. Butler, R. Doesburg, S. Reucroft, H. Silverwood***University of Canterbury, Christchurch, New Zealand***M. Ahmad, M.I. Asghar, J. Butt, H.R. Hoorani, S. Khalid, W.A. Khan, T. Khurshid, S. Qazi, M.A. Shah, M. Shoaib***National Centre for Physics, Quaid-I-Azam University, Islamabad, Pakistan***H. Bialkowska, B. Boimska, T. Frueboes, M. Górski, M. Kazana, K. Nawrocki, K. Romanowska-Rybinska, M. Szleper, G. Wrochna, P. Zalewski***National Centre for Nuclear Research, Swierk, Poland***G. Brona, K. Bunkowski, M. Cwiok, W. Dominik, K. Doroba, A. Kalinowski, M. Konecki, J. Krolikowski, M. Misiura***Institute of Experimental Physics, Faculty of Physics, University of Warsaw, Warsaw, Poland***N. Almeida, P. Bargassa, A. David, P. Faccioli, P.G. Ferreira Parracho, M. Gallinaro, J. Seixas, J. Varela, P. Vischia***Laboratório de Instrumentação e Física Experimental de Partículas, Lisboa, Portugal***P. Bunin, I. Golutvin, I. Gorbunov, V. Karjavin, V. Konoplyanikov, G. Kozlov, A. Lanev, A. Malakhov, P. Moisenz, V. Palichik, V. Perelygin, M. Savina, S. Shmatov, S. Shulha, V. Smirnov, A. Volodko, A. Zarubin***Joint Institute for Nuclear Research, Dubna, Russia***S. Evstyukhin, V. Golovtsov, Y. Ivanov, V. Kim, P. Levchenko, V. Murzin, V. Oreshkin, I. Smirnov, V. Sulimov, L. Uvarov, S. Vavilov, A. Vorobyev, An. Vorobyev***Petersburg Nuclear Physics Institute, Gatchina (St. Petersburg), Russia***Yu. Andreev, A. Dermenev, S. Gninenko, N. Golubev, M. Kirsanov, N. Krasnikov, V. Matveev, A. Pashenkov, D. Tlisov, A. Toropin***Institute for Nuclear Research, Moscow, Russia***V. Epshteyn, M. Erofeeva, V. Gavrilov, M. Kossov, N. Lychkovskaya, V. Popov, G. Safronov, S. Semenov, I. Shreyber, V. Stolin, E. Vlasov, A. Zhokin***Institute for Theoretical and Experimental Physics, Moscow, Russia***V. Andreev, M. Azarkin, I. Dremin, M. Kirakosyan, A. Leonidov, G. Mesyats, S.V. Rusakov, A. Vinogradov***P.N. Lebedev Physical Institute, Moscow, Russia***A. Belyaev, E. Boos, V. Bunichev, M. Dubinin⁴, L. Dudko, A. Gribushin, V. Klyukhin, O. Kodolova, I. Lokhtin, A. Markina, S. Obraztsov, M. Perfilov, S. Petrushanko, A. Popov, L. Sarycheva[†], V. Savrin, A. Snigirev***Skobeltsyn Institute of Nuclear Physics, Lomonosov Moscow State University, Moscow, Russia***I. Azhgirey, I. Bayshev, S. Bitioukov, V. Grishin², V. Kachanov, D. Konstantinov, V. Krychkine, V. Petrov, R. Ryutin, A. Sobol, L. Tourtchanovitch, S. Troshin, N. Tyurin, A. Uzunian, A. Volkov***State Research Center of Russian Federation, Institute for High Energy Physics, Protvino, Russia*

P. Adzic³¹, M. Djordjevic, M. Ekmedzic, D. Krpic³¹, J. Milosevic

University of Belgrade, Faculty of Physics and Faculty of Physics Vinca Institute of Nuclear Sciences, Belgrade, Serbia

M. Aguilar-Benitez, J. Alcaraz Maestre, P. Arce, C. Battilana, E. Calvo, M. Cerrada, M. Chamizo Llatas, N. Colino, B. De La Cruz, A. Delgado Peris, D. Domínguez Vázquez, C. Fernandez Bedoya, J.P. Fernández Ramos, A. Ferrando, J. Flix, M.C. Fouz, P. Garcia-Abia, O. Gonzalez Lopez, S. Goy Lopez, J.M. Hernandez, M.I. Josa, G. Merino, J. Puerta Pelayo, A. Quintario Olmeda, I. Redondo, L. Romero, J. Santaolalla, M.S. Soares, C. Willmott

Centro de Investigaciones Energéticas Medioambientales y Tecnológicas (CIEMAT), Madrid, Spain

C. Albajar, G. Codispoti, J.F. de Trocóniz

Universidad Autónoma de Madrid, Madrid, Spain

H. Brun, J. Cuevas, J. Fernandez Menendez, S. Folgueras, I. Gonzalez Caballero, L. Lloret Iglesias, J. Piedra Gomez

Universidad de Oviedo, Oviedo, Spain

J.A. Brochero Cifuentes, I.J. Cabrillo, A. Calderon, S.H. Chuang, J. Duarte Campderros, M. Felcini³², M. Fernandez, G. Gomez, J. Gonzalez Sanchez, A. Graziano, C. Jorda, A. Lopez Virto, J. Marco, R. Marco, C. Martinez Rivero, F. Matorras, F.J. Munoz Sanchez, T. Rodrigo, A.Y. Rodríguez-Marrero, A. Ruiz-Jimeno, L. Scodellaro, I. Vila, R. Vilar Cortabitarte

Instituto de Física de Cantabria (IFCA), CSIC-Universidad de Cantabria, Santander, Spain

D. Abbaneo, E. Auffray, G. Auzinger, M. Bachtis, P. Baillon, A.H. Ball, D. Barney, J.F. Benitez, C. Bernet⁵, G. Bianchi, P. Bloch, A. Bocci, A. Bonato, C. Botta, H. Breuker, T. Camporesi, G. Cerminara, T. Christiansen, J.A. Coarasa Perez, D. D'Enterria, A. Dabrowski, A. De Roeck, S. Di Guida, M. Dobson, N. Dupont-Sagorin, A. Elliott-Peisert, B. Frisch, W. Funk, G. Georgiou, M. Giffels, D. Gigi, K. Gill, D. Giordano, M. Girone, M. Giunta, F. Glege, R. Gomez-Reino Garrido, P. Govoni, S. Gowdy, R. Guida, S. Gundacker, J. Hammer, M. Hansen, P. Harris, C. Hartl, J. Harvey, B. Hegner, A. Hinzmann, V. Innocente, P. Janot, K. Kaaдзе, E. Karavakis, K. Kousouris, P. Lecoq, Y.-J. Lee, P. Lenzi, C. Lourenço, N. Magini, T. Mäki, M. Malberti, L. Malgeri, M. Mannelli, L. Masetti, F. Meijers, S. Mersi, E. Meschi, R. Moser, M. Mulders, P. Musella, E. Nesvold, L. Orsini, E. Palencia Cortezon, E. Perez, L. Perrozzi, A. Petrilli, A. Pfeiffer, M. Pierini, M. Pimiä, D. Piparo, G. Polese, L. Quertenmont, A. Racz, W. Reece, J. Rodrigues Antunes, G. Rolandi³³, C. Rovelli³⁴, M. Rovere, H. Sakulin, F. Santanastasio, C. Schäfer, C. Schwick, I. Segoni, S. Sekmen, A. Sharma, P. Siegrist, P. Silva, M. Simon, P. Sphicas³⁵, D. Spiga, A. Tsirou, G.I. Veres¹⁹, J.R. Vlimant, H.K. Wöhri, S.D. Worm³⁶, W.D. Zeuner

CERN, European Organization for Nuclear Research, Geneva, Switzerland

W. Bertl, K. Deiters, W. Erdmann, K. Gabathuler, R. Horisberger, Q. Ingram, H.C. Kaestli, S. König, D. Kotlinski, U. Langenegger, F. Meier, D. Renker, T. Rohe

Paul Scherrer Institut, Villigen, Switzerland

F. Bachmair, L. Bäni, P. Bortignon, M.A. Buchmann, B. Casal, N. Chanon, A. Deisher, G. Dissertori, M. Dittmar, M. Donegà, M. Dünser, P. Eller, J. Eugster, K. Freudenreich, C. Grab, D. Hits, P. Lecomte, W. Lustermann, A.C. Marini, P. Martinez Ruiz del Arbol, N. Mohr, F. Moortgat, C. Nägeli³⁷, P. Nef, F. Nessi-Tedaldi, F. Pandolfi, L. Pape, F. Pauss, M. Peruzzi, F.J. Ronga, M. Rossini, L. Sala, A.K. Sanchez, A. Starodumov³⁸, B. Stieger, M. Takahashi, L. Tauscher[†], A. Thea, K. Theofilatos, D. Treille, C. Urscheler, R. Wallny, H.A. Weber, L. Wehrli

Institute for Particle Physics, ETH Zurich, Zurich, Switzerland

C. Amsler³⁹, V. Chiochia, S. De Visscher, C. Favaro, M. Ivova Rikova, B. Kilminster, B. Millan Mejias, P. Otiougova, P. Robmann, H. Snoek, S. Tupputi, M. Verzetti

Universität Zürich, Zurich, Switzerland

Y.H. Chang, K.H. Chen, C. Ferro, C.M. Kuo, S.W. Li, W. Lin, Y.J. Lu, A.P. Singh, R. Volpe, S.S. Yu

National Central University, Chung-Li, Taiwan

P. Bartalini, P. Chang, Y.H. Chang, Y.W. Chang, Y. Chao, K.F. Chen, C. Dietz, U. Grundler, W.-S. Hou, Y. Hsiung, K.Y. Kao, Y.J. Lei, R.-S. Lu, D. Majumder, E. Petrakou, X. Shi, J.G. Shiu, Y.M. Tzeng, X. Wan, M. Wang

National Taiwan University (NTU), Taipei, Taiwan

B. Asavapibhop, E. Simili, N. Srimanobhas, N. Suwonjandee

Chulalongkorn University, Bangkok, Thailand

A. Adiguzel, M.N. Bakirci⁴⁰, S. Cerci⁴¹, C. Dozen, I. Dumanoglu, E. Eskut, S. Girgis, G. Gokbulut, E. Gurpinar, I. Hos, E.E. Kangal, T. Karaman, G. Karapinar⁴², A. Kayis Topaksu, G. Onengut, K. Ozdemir, S. Ozturk⁴³, A. Polatoz, K. Sogut⁴⁴, D. Sunar Cerci⁴¹, B. Tali⁴¹, H. Topakli⁴⁰, L.N. Vergili, M. Vergili

Cukurova University, Adana, Turkey

I.V. Akin, T. Aliev, B. Bilin, S. Bilmis, M. Deniz, H. Gamsizkan, A.M. Guler, K. Ocalan, A. Ozpineci, M. Serin, R. Sever, U.E. Surat, M. Yalvac, E. Yildirim, M. Zeyrek

Middle East Technical University, Physics Department, Ankara, Turkey

E. Gülmez, B. Isildak⁴⁵, M. Kaya⁴⁶, O. Kaya⁴⁶, S. Ozkorucuklu⁴⁷, N. Sonmez⁴⁸

Bogazici University, Istanbul, Turkey

H. Bahtiyar, E. Barlas, K. Cankocak, Y.O. Günaydin⁴⁹, F.I. Vardarli, M. Yücel

Istanbul Technical University, Istanbul, Turkey

L. Levchuk

National Scientific Center, Kharkov Institute of Physics and Technology, Kharkov, Ukraine

J.J. Brooke, E. Clement, D. Cussans, H. Flacher, R. Frazier, J. Goldstein, M. Grimes, G.P. Heath, H.F. Heath, L. Kreczko, S. Metson, D.M. Newbold³⁶, K. Nirunpong, A. Poll, S. Senkin, V.J. Smith, T. Williams

University of Bristol, Bristol, United Kingdom

L. Basso⁵⁰, K.W. Bell, A. Belyaev⁵⁰, C. Brew, R.M. Brown, D.J.A. Cockerill, J.A. Coughlan, K. Harder, S. Harper, J. Jackson, B.W. Kennedy, E. Olaiya, D. Petyt, B.C. Radburn-Smith, C.H. Shepherd-Themistocleous, I.R. Tomalin, W.J. Womersley

Rutherford Appleton Laboratory, Didcot, United Kingdom

R. Bainbridge, G. Ball, R. Beuselinck, O. Buchmuller, D. Colling, N. Cripps, M. Cutajar, P. Dauncey, G. Davies, M. Della Negra, W. Ferguson, J. Fulcher, D. Futyan, A. Gilbert, A. Guneratne Bryer, G. Hall, Z. Hatherell, J. Hays, G. Iles, M. Jarvis, G. Karapostoli, L. Lyons, A.-M. Magnan, J. Marrouche, B. Mathias, R. Nandi, J. Nash, A. Nikitenko³⁸, J. Pela, M. Pesaresi, K. Petridis, M. Pioppi⁵¹, D.M. Raymond, S. Rogerson, A. Rose, C. Seez, P. Sharp[†], A. Sparrow, M. Stoye, A. Tapper, M. Vazquez Acosta, T. Virdee, S. Wakefield, N. Wardle, T. Whyntie

Imperial College, London, United Kingdom

M. Chadwick, J.E. Cole, P.R. Hobson, A. Khan, P. Kyberd, D. Leggat, D. Leslie, W. Martin, I.D. Reid, P. Symonds, L. Teodorescu, M. Turner

Brunel University, Uxbridge, United Kingdom

K. Hatakeyama, H. Liu, T. Scarborough

Baylor University, Waco, USA

O. Charaf, C. Henderson, P. Rumerio

The University of Alabama, Tuscaloosa, USA

A. Avetisyan, T. Bose, C. Fantasia, A. Heister, P. Lawson, D. Lazic, J. Rohlf, D. Sperka, J.St. John, L. Sulak

Boston University, Boston, USA

J. Alimena, S. Bhattacharya, G. Christopher, D. Cutts, Z. Demiragli, A. Ferapontov, A. Garabedian, U. Heintz, S. Jabeen, G. Kukartsev, E. Laird, G. Landsberg, M. Luk, M. Narain, M. Segala, T. Sinthuprasith, T. Speer

Brown University, Providence, USA

R. Breedon, G. Breto, M. Calderon De La Barca Sanchez, S. Chauhan, M. Chertok, J. Conway, R. Conway, P.T. Cox, J. Dolen, R. Erbacher, M. Gardner, R. Houtz, W. Ko, A. Kopecky, R. Lander, O. Mall, T. Miceli, D. Pellett, F. Ricci-Tam, B. Rutherford, M. Searle, J. Smith, M. Squires, M. Tripathi, R. Vasquez Sierra, R. Yohay

University of California, Davis, Davis, USA

V. Andreev, D. Cline, R. Cousins, J. Duris, S. Erhan, P. Everaerts, C. Farrell, J. Hauser, M. Ignatenko, C. Jarvis, G. Rakness, P. Schlein[†], P. Traczyk, V. Valuev, M. Weber

University of California, Los Angeles, USA

J. Babb, R. Clare, M.E. Dinardo, J. Ellison, J.W. Gary, F. Giordano, G. Hanson, H. Liu, O.R. Long, A. Luthra, H. Nguyen, S. Paramesvaran, J. Sturdy, S. Sumowidagdo, R. Wilken, S. Wimpenny

University of California, Riverside, Riverside, USA

W. Andrews, J.G. Branson, G.B. Cerati, S. Cittolin, D. Evans, A. Holzner, R. Kelley, M. Lebourgeois, J. Letts, I. Macneill, B. Mangano, S. Padhi, C. Palmer, G. Petrucciani, M. Pieri, M. Sani, V. Sharma, S. Simon, E. Sudano, M. Tadel, Y. Tu, A. Vartak, S. Wasserbaech⁵², F. Würthwein, A. Yagil, J. Yoo

University of California, San Diego, La Jolla, USA

D. Barge, R. Bellan, C. Campagnari, M. D'Alfonso, T. Danielson, K. Flowers, P. Geffert, C. George, F. Golf, J. Incandela, C. Justus, P. Kalavase, D. Kovalskyi, V. Krutelyov, S. Lowette, R. Magaña Villalba, N. Mccoll, V. Pavlunin, J. Ribnik, J. Richman, R. Rossin, D. Stuart, W. To, C. West

University of California, Santa Barbara, Santa Barbara, USA

A. Apresyan, A. Bornheim, J. Bunn, Y. Chen, E. Di Marco, J. Duarte, M. Gataullin, D. Kcira, Y. Ma, A. Mott, H.B. Newman, C. Rogan, M. Spiropulu, V. Timciuc, J. Veverka, R. Wilkinson, S. Xie, Y. Yang, R.Y. Zhu

California Institute of Technology, Pasadena, USA

V. Azzolini, A. Calamba, R. Carroll, T. Ferguson, Y. Iiyama, D.W. Jang, Y.F. Liu, M. Paulini, H. Vogel, I. Vorobiev

Carnegie Mellon University, Pittsburgh, USA

J.P. Cumalat, B.R. Drell, W.T. Ford, A. Gaz, E. Luiggi Lopez, J.G. Smith, K. Stenson, K.A. Ulmer, S.R. Wagner

University of Colorado at Boulder, Boulder, USA

J. Alexander, A. Chatterjee, N. Eggert, L.K. Gibbons, B. Heltsley, W. Hopkins, A. Khukhunaishvili, B. Kreis, N. Mirman, G. Nicolas Kaufman, J.R. Patterson, A. Ryd, E. Salvati, W. Sun, W.D. Teo, J. Thom, J. Thompson, J. Tucker, J. Vaughan, Y. Weng, L. Winstrom, P. Wittich

Cornell University, Ithaca, USA

D. Winn

Fairfield University, Fairfield, USA

S. Abdullin, M. Albrow, J. Anderson, G. Apollinari, L.A.T. Bauerdick, A. Beretvas, J. Berryhill, P.C. Bhat, K. Burkett, J.N. Butler, V. Chetluru, H.W.K. Cheung, F. Chlebana, S. Cihangir, V.D. Elvira, I. Fisk, J. Freeman, Y. Gao, D. Green, O. Gutsche, J. Hanlon, R.M. Harris, J. Hirschauer, B. Hooberman, S. Jindariani, M. Johnson, U. Joshi, B. Klima, S. Kunori, S. Kwan, C. Leonidopoulos⁵³, J. Linacre, D. Lincoln, R. Lipton, J. Lykken, K. Maeshima, J.M. Marraffino, V.I. Martinez Outschoorn, S. Maruyama, D. Mason, P. McBride, K. Mishra, S. Mrenna, Y. Musienko⁵⁴, C. Newman-Holmes, V. O'Dell, E. Sexton-Kennedy, S. Sharma, W.J. Spalding, L. Spiegel, L. Taylor, S. Tkaczyk, N.V. Tran, L. Uplegger, E.W. Vaandering, R. Vidal, J. Whitmore, W. Wu, F. Yang, J.C. Yun

Fermi National Accelerator Laboratory, Batavia, USA

D. Acosta, P. Avery, D. Bourilkov, M. Chen, T. Cheng, S. Das, M. De Gruttola, G.P. Di Giovanni, D. Dobur, A. Drozdetskiy, R.D. Field, M. Fisher, Y. Fu, I.K. Furic, J. Gartner, J. Hugon, B. Kim, J. Konigsberg, A. Korytov, A. Kropivnitskaya, T. Kypreos, J.F. Low, K. Matchev, P. Milenov⁵⁵, G. Mitselmakher, L. Muniz, M. Park, R. Remington, A. Rinkevicius, P. Sellers, N. Skhirtladze, M. Snowball, J. Yelton, M. Zakaria

University of Florida, Gainesville, USA

V. Gaultney, S. Hewamanage, L.M. Lebolo, S. Linn, P. Markowitz, G. Martinez, J.L. Rodriguez

Florida International University, Miami, USA

T. Adams, A. Askew, J. Bochenek, J. Chen, B. Diamond, S.V. Gleyzer, J. Haas, S. Hagopian, V. Hagopian, M. Jenkins, K.F. Johnson, H. Prosper, V. Veeraghavan, M. Weinberg

Florida State University, Tallahassee, USA

M.M. Baarmand, B. Dorney, M. Hohlmann, H. Kalakhety, I. Vodopyanov, F. Yumiceva

Florida Institute of Technology, Melbourne, USA

M.R. Adams, I.M. Anghel, L. Apanasevich, Y. Bai, V.E. Bazterra, R.R. Betts, I. Bucinskaite, J. Callner, R. Cavanaugh, O. Evdokimov, L. Gauthier, C.E. Gerber, D.J. Hofman, S. Khalatyan, F. Lacroix, C. O'Brien, C. Silkworth, D. Strom, P. Turner, N. Varelas

University of Illinois at Chicago (UIC), Chicago, USA

U. Akgun, E.A. Albayrak, B. Bilki⁵⁶, W. Clarida, F. Duru, S. Griffiths, J.-P. Merlo, H. Mermerkaya⁵⁷, A. Mestvirishvili, A. Moeller, J. Nachtman, C.R. Newsom, E. Norbeck, Y. Onel, F. Ozok⁵⁸, S. Sen, P. Tan, E. Tiras, J. Wetzel, T. Yetkin, K. Yi

The University of Iowa, Iowa City, USA

B.A. Barnett, B. Blumenfeld, S. Bolognesi, D. Fehling, G. Giurgiu, A.V. Gritsan, Z.J. Guo, G. Hu, P. Maksimovic, M. Swartz, A. Whitbeck

Johns Hopkins University, Baltimore, USA

P. Baringer, A. Bean, G. Benelli, R.P. Kenny III, M. Murray, D. Noonan, S. Sanders, R. Stringer, G. Tinti, J.S. Wood

The University of Kansas, Lawrence, USA

A.F. Barfuss, T. Bolton, I. Chakaberia, A. Ivanov, S. Khalil, M. Makouski, Y. Maravin, S. Shrestha, I. Svintradze

Kansas State University, Manhattan, USA

J. Gronberg, D. Lange, F. Rebassoo, D. Wright

Lawrence Livermore National Laboratory, Livermore, USA

A. Baden, B. Calvert, S.C. Eno, J.A. Gomez, N.J. Hadley, R.G. Kellogg, M. Kirn, T. Kolberg, Y. Lu, M. Marionneau, A.C. Mignerey, K. Pedro, A. Peterman, A. Skuja, J. Temple, M.B. Tonjes, S.C. Tonwar

University of Maryland, College Park, USA

A. Apyan, G. Bauer, J. Bendavid, W. Busza, E. Butz, I.A. Cali, M. Chan, V. Dutta, G. Gomez Ceballos, M. Goncharov, Y. Kim, M. Klute, K. Krajczar⁵⁹, A. Levin, P.D. Luckey, T. Ma, S. Nahn, C. Paus, D. Ralph, C. Roland, G. Roland, M. Rudolph, G.S.F. Stephans, F. Stöckli, K. Sumorok, K. Sung, D. Velicanu, E.A. Wenger, R. Wolf, B. Wyslouch, M. Yang, Y. Yilmaz, A.S. Yoon, M. Zanetti, V. Zhukova

Massachusetts Institute of Technology, Cambridge, USA

S.I. Cooper, B. Dahmes, A. De Benedetti, G. Franzoni, A. Gude, S.C. Kao, K. Klapoetke, Y. Kubota, J. Mans, N. Pastika, R. Rusack, M. Sasseville, A. Singovsky, N. Tambe, J. Turkewitz

University of Minnesota, Minneapolis, USA

L.M. Cremaldi, R. Kroeger, L. Perera, R. Rahmat, D.A. Sanders

University of Mississippi, Oxford, USA

E. Avdeeva, K. Bloom, S. Bose, D.R. Claes, A. Dominguez, M. Eads, J. Keller, I. Kravchenko, J. Lazo-Flores, S. Malik, G.R. Snow

University of Nebraska-Lincoln, Lincoln, USA

A. Godshalk, I. Iashvili, S. Jain, A. Kharchilava, A. Kumar, S. Rappoccio, Z. Wan

State University of New York at Buffalo, Buffalo, USA

G. Alverson*, E. Barberis, D. Baumgartel, M. Chasco, J. Haley, D. Nash, T. Orimoto, D. Trocino, D. Wood, J. Zhang

Northeastern University, Boston, USA

A. Anastassov, K.A. Hahn, A. Kubik, L. Lusito, N. Mucia, N. Odell, R.A. Ofierzynski, B. Pollack, A. Pozdnyakov, M. Schmitt, S. Stoynev, M. Velasco, S. Won

Northwestern University, Evanston, USA

D. Berry, A. Brinkerhoff, K.M. Chan, M. Hildreth, C. Jessop, D.J. Karmgard, J. Kolb, K. Lannon, W. Luo, S. Lynch, N. Marinelli, D.M. Morse, T. Pearson, M. Planer, R. Ruchti, J. Slaunwhite, N. Valls, M. Wayne, M. Wolf

University of Notre Dame, Notre Dame, USA

L. Antonelli, B. Bylsma, L.S. Durkin, C. Hill, R. Hughes, K. Kotov, T.Y. Ling, D. Puigh, M. Rodenburg, C. Vuosalo, G. Williams, B.L. Winer

The Ohio State University, Columbus, USA

E. Berry, P. Elmer, V. Halyo, P. Hebda, J. Hegeman, A. Hunt, P. Jindal, S.A. Koay, D. Lopes Pegna, P. Lujan, D. Marlow, T. Medvedeva, M. Mooney, J. Olsen, P. Piroué, X. Quan, A. Raval, H. Saka, D. Stickland, C. Tully, J.S. Werner, S.C. Zenz, A. Zuranski

Princeton University, Princeton, USA

E. Brownson, A. Lopez, H. Mendez, J.E. Ramirez Vargas

University of Puerto Rico, Mayaguez, USA

E. Alagoz, V.E. Barnes, D. Benedetti, G. Bolla, D. Bortoletto, M. De Mattia, A. Everett, Z. Hu, M. Jones, O. Koybasi, M. Kress, A.T. Laasanen, N. Leonardo, V. Maroussov, P. Merkel, D.H. Miller, N. Neumeister, I. Shipsey, D. Silvers, A. Svyatkovskiy, M. Vidal Marono, H.D. Yoo, J. Zablocki, Y. Zheng

Purdue University, West Lafayette, USA

S. Guragain, N. Parashar

Purdue University Calumet, Hammond, USA

A. Adair, B. Akgun, C. Boulahouache, K.M. Ecklund, F.J.M. Geurts, W. Li, B.P. Padley, R. Redjimi, J. Roberts, J. Zabel

Rice University, Houston, USA

B. Betchart, A. Bodek, Y.S. Chung, R. Covarelli, P. de Barbaro, R. Demina, Y. Eshaq, T. Ferbel, A. Garcia-Bellido, P. Goldenzweig, J. Han, A. Harel, D.C. Miner, D. Vishnevskiy, M. Zielinski

University of Rochester, Rochester, USA

A. Bhatti, R. Ciesielski, L. Demortier, K. Goulios, G. Lungu, S. Malik, C. Mesropian

The Rockefeller University, New York, USA

S. Arora, A. Barker, J.P. Chou, C. Contreras-Campana, E. Contreras-Campana, D. Duggan, D. Ferencek, Y. Gershtein, R. Gray, E. Halkiadakis, D. Hidas, A. Lath, S. Panwalkar, M. Park, R. Patel, V. Rekovic, J. Robles, K. Rose, S. Salur, S. Schnetzer, C. Seitz, S. Somalwar, R. Stone, S. Thomas, M. Walker

Rutgers, The State University of New Jersey, Piscataway, USA

G. Cerizza, M. Hollingsworth, S. Spanier, Z.C. Yang, A. York

University of Tennessee, Knoxville, USA

R. Eusebi, W. Flanagan, J. Gilmore, T. Kamon⁶⁰, V. Khotilovich, R. Montalvo, I. Osipenkov, Y. Pakhotin, A. Perloff, J. Roe, A. Safonov, T. Sakuma, S. Sengupta, I. Suarez, A. Tatarinov, D. Toback

Texas A&M University, College Station, USA

N. Akchurin, J. Damgov, C. Dragoiu, P.R. Duderu, C. Jeong, K. Kovitanggoon, S.W. Lee, T. Libeiro, I. Volobouev

Texas Tech University, Lubbock, USA

E. Appelt, A.G. Delannoy, C. Florez, S. Greene, A. Gurrola, W. Johns, P. Kurt, C. Maguire, A. Melo, M. Sharma, P. Sheldon, B. Snook, S. Tuo, J. Velkovska

Vanderbilt University, Nashville, USA

M.W. Arenton, M. Balazs, S. Boutle, B. Cox, B. Francis, J. Goodell, R. Hirosky, A. Ledovskoy, C. Lin, C. Neu, J. Wood

University of Virginia, Charlottesville, USA

S. Gollapinni, R. Harr, P.E. Karchin, C. Kottachchi Kankanamge Don, P. Lamichhane, A. Sakharov

Wayne State University, Detroit, USA

M. Anderson, D.A. Belknap, L. Borrello, D. Carlsmith, M. Cepeda, S. Dasu, E. Friis, L. Gray, K.S. Grogg, M. Grothe, R. Hall-Wilton, M. Herndon, A. Hervé, P. Klabbers, J. Klukas, A. Lanaro, C. Lazaridis, R. Loveless, A. Mohapatra, M.U. Mozer, I. Ojalvo, F. Palmonari, G.A. Pierro, I. Ross, A. Savin, W.H. Smith, J. Swanson

University of Wisconsin, Madison, USA

* Corresponding author.

E-mail address: George.Alverson@cern.ch (G. Alverson).

† Deceased.

¹ Also at Vienna University of Technology, Vienna, Austria.

² Also at CERN, European Organization for Nuclear Research, Geneva, Switzerland.

³ Also at National Institute of Chemical Physics and Biophysics, Tallinn, Estonia.

⁴ Also at California Institute of Technology, Pasadena, USA.

⁵ Also at Laboratoire Leprince-Ringuet, Ecole Polytechnique, IN2P3-CNRS, Palaiseau, France.

⁶ Also at Suez Canal University, Suez, Egypt.

⁷ Also at Zewail City of Science and Technology, Zewail, Egypt.

⁸ Also at Cairo University, Cairo, Egypt.

⁹ Also at Fayoum University, El-Fayoum, Egypt.

¹⁰ Also at British University in Egypt, Cairo, Egypt.

¹¹ Now at Ain Shams University, Cairo, Egypt.

¹² Also at National Centre for Nuclear Research, Swierk, Poland.

¹³ Also at Université de Haute Alsace, Mulhouse, France.

¹⁴ Also at Joint Institute for Nuclear Research, Dubna, Russia.

¹⁵ Also at Skobeltsyn Institute of Nuclear Physics, Lomonosov Moscow State University, Moscow, Russia.

¹⁶ Also at Brandenburg University of Technology, Cottbus, Germany.

¹⁷ Also at The University of Kansas, Lawrence, USA.

¹⁸ Also at Institute of Nuclear Research ATOMKI, Debrecen, Hungary.

¹⁹ Also at Eötvös Loránd University, Budapest, Hungary.

²⁰ Also at Tata Institute of Fundamental Research – HECR, Mumbai, India.

²¹ Now at King Abdulaziz University, Jeddah, Saudi Arabia.

²² Also at University of Visva-Bharati, Santiniketan, India.

²³ Also at Sharif University of Technology, Tehran, Iran.

²⁴ Also at Isfahan University of Technology, Isfahan, Iran.

²⁵ Also at Shiraz University, Shiraz, Iran.

²⁶ Also at Plasma Physics Research Center, Science and Research Branch, Islamic Azad University, Tehran, Iran.

²⁷ Also at Facoltà Ingegneria, Università di Roma, Roma, Italy.

²⁸ Also at Università degli Studi Guglielmo Marconi, Roma, Italy.

²⁹ Also at Università degli Studi di Siena, Siena, Italy.

³⁰ Also at University of Bucharest, Faculty of Physics, Bucuresti-Magurele, Romania.

³¹ Also at Faculty of Physics, University of Belgrade, Belgrade, Serbia.

³² Also at University of California, Los Angeles, USA.

³³ Also at Scuola Normale e Sezione dell'INFN, Pisa, Italy.

³⁴ Also at INFN Sezione di Roma, Roma, Italy.

³⁵ Also at University of Athens, Athens, Greece.

³⁶ Also at Rutherford Appleton Laboratory, Didcot, United Kingdom.

³⁷ Also at Paul Scherrer Institut, Villigen, Switzerland.

³⁸ Also at Institute for Theoretical and Experimental Physics, Moscow, Russia.

³⁹ Also at Albert Einstein Center for Fundamental Physics, Bern, Switzerland.

⁴⁰ Also at Gaziosmanpasa University, Tokat, Turkey.

⁴¹ Also at Adiyaman University, Adiyaman, Turkey.

⁴² Also at Izmir Institute of Technology, Izmir, Turkey.

⁴³ Also at The University of Iowa, Iowa City, USA.

⁴⁴ Also at Mersin University, Mersin, Turkey.

⁴⁵ Also at Ozyegin University, Istanbul, Turkey.

⁴⁶ Also at Kafkas University, Kars, Turkey.

⁴⁷ Also at Suleyman Demirel University, Isparta, Turkey.

⁴⁸ Also at Ege University, Izmir, Turkey.

⁴⁹ Also at Kahramanmaraş Sütcü Imam University, Kahramanmaraş, Turkey.

⁵⁰ Also at School of Physics and Astronomy, University of Southampton, Southampton, United Kingdom.

⁵¹ Also at INFN Sezione di Perugia; Università di Perugia, Perugia, Italy.

⁵² Also at Utah Valley University, Orem, USA.

⁵³ Now at University of Edinburgh, Scotland, Edinburgh, United Kingdom.

⁵⁴ Also at Institute for Nuclear Research, Moscow, Russia.

⁵⁵ Also at University of Belgrade, Faculty of Physics and Vinca Institute of Nuclear Sciences, Belgrade, Serbia.

⁵⁶ Also at Argonne National Laboratory, Argonne, USA.

⁵⁷ Also at Erzincan University, Erzincan, Turkey.

⁵⁸ Also at Mimar Sinan University, Istanbul, Istanbul, Turkey.

⁵⁹ Also at KFKI Research Institute for Particle and Nuclear Physics, Budapest, Hungary.

⁶⁰ Also at Kyungpook National University, Daegu, Republic of Korea.