



Searches for light- and heavy-flavour three-jet resonances in pp collisions at $\sqrt{s} = 8$ TeV



CMS Collaboration*

CERN, Switzerland

ARTICLE INFO

Article history:

Received 7 November 2013
 Received in revised form 24 January 2014
 Accepted 25 January 2014
 Available online 30 January 2014
 Editor: M. Doser

Keywords:

CMS
 Physics
 Software
 Computing

ABSTRACT

A search for three-jet hadronic resonance production in pp collisions at a centre-of-mass energy of 8 TeV has been conducted by the CMS Collaboration at the LHC with a data sample corresponding to an integrated luminosity of 19.4 fb^{-1} . The search method is model independent, and events are selected that have high jet multiplicity and large values of jet transverse momenta. The signal models explored assume R -parity-violating supersymmetric gluino pair production and have final states with either only light-flavour jets or both light- and heavy-flavour jets. No significant deviation is found between the selected events and the expected standard model multijet and $t\bar{t}$ background. For a gluino decaying into light-flavour jets, a lower limit of 650 GeV on the gluino mass is set at a 95% confidence level, and for a gluino decaying into one heavy- and two light-flavour jets, gluino masses between 200 and 835 GeV are, for the first time, likewise excluded.

© 2014 The Authors. Published by Elsevier B.V. Open access under CC BY license. Funded by SCOAP³.

1. Introduction

Hadronic multijet final states at hadron colliders offer a unique window on many possible extensions of the standard model (SM), although with the view partly obscured by large backgrounds due to SM processes. Many of these extensions predict resonances, such as heavy coloured fermions transforming as octets under $SU(3)_c$ [1–4] or supersymmetric gluinos that undergo R -parity-violating (RPV) decays to three quarks [5–7]. Recent studies from the Fermilab Tevatron Collider and the CERN Large Hadron Collider (LHC) employed the jet-ensemble technique. For this technique, jets are associated into unique combinations of three jets (triplets). Additional selection requirements are imposed to suppress the large backgrounds due to SM processes and to enhance sensitivity to strongly decaying resonances. These analyses set lower mass limits based upon resonance fits for gluinos undergoing RPV decays. The CDF Collaboration at the Tevatron excluded gluino masses below 144 GeV [8] using data from $p\bar{p}$ collisions at 1.96 TeV, while the CMS Collaboration at the LHC excluded masses below 460 GeV [9,10] with data from pp collisions at 7 TeV. An additional search at the LHC by the ATLAS Collaboration, also based on data collected with pp collisions at 7 TeV, has extended these limits to 666 GeV [11].

Presented here are the results of dedicated searches for pair-produced three-jet resonances in multijet events from pp col-

lisions, with one search being inclusive with respect to parton flavours and the second requiring at least one jet from the resonance decay to be identified as a bottom-quark jet (b jet). This latter, heavy-flavour search is the first of its kind and probes additional RPV couplings. The results are based on a data sample of pp collisions at $\sqrt{s} = 8$ TeV, corresponding to an integrated luminosity of $19.4 \pm 0.5 \text{ fb}^{-1}$ [12] collected with the CMS detector [13] at the LHC in 2012. Events with at least six jets, each with high transverse momentum (p_T) with respect to the beam direction, are selected and investigated for evidence of three-jet resonances consistent with strongly coupled supersymmetric particle decays. The event selection criteria are optimised in the context of the gluino signal mentioned above [5–7], using a simplified model where the gluinos decay with a branching fraction of 100% to quark jets. However, the generic features of the selection criteria provide a model-independent basis that can be used when examining extensions of the SM, since any exotic three-jet resonance with a narrow width, sufficient cross section, and high- p_T jets would be expected to produce a significant bump on the smoothly falling SM background of our search. Additionally, low trigger thresholds and the application of b-jet identification make it possible to use SM top quark–antiquark ($t\bar{t}$) events to validate the analysis techniques.

2. The CMS experiment

The central feature of the CMS apparatus [13] is a superconducting solenoid of 6 m internal diameter, providing a magnetic field of 3.8 T. Within the superconducting solenoid volume are

* E-mail address: cms-publication-committee-chair@cern.ch.

a silicon pixel and strip tracker, a lead tungstate electromagnetic calorimeter (ECAL), and a hadron calorimeter (HCAL) that consists of brass layers and scintillator sampling calorimeters. Muons are measured in gas ionisation detectors embedded in the steel return yoke outside the solenoid. Extensive forward calorimetry complements the coverage provided by the barrel and endcap detectors. CMS uses a right-handed coordinate system, with the origin at the nominal interaction point, the x axis pointing to the centre of the LHC, the y axis pointing up (perpendicular to the LHC plane), and the z axis along the anticlockwise-beam direction. The polar angle θ is measured with respect to the positive z axis, the azimuthal angle ϕ is measured in the x - y plane, and the pseudorapidity η is defined as $\eta = -\ln[\tan(\theta/2)]$. Energy deposits from hadronic jets are measured using the ECAL and HCAL. The energy resolution for photons with $E_T \approx 60$ GeV varies between 1.1% and 2.6% over the solid angle of the ECAL barrel, and from 2.2% to 5% in the endcaps. The HCAL, when combined with the ECAL, measures jets with a resolution $\Delta E/E \approx 100\%/\sqrt{E[\text{GeV}]} \oplus 5\%$ [14]. The ECAL provides coverage in pseudorapidity $|\eta| < 1.479$ in a barrel region and $1.479 < |\eta| < 3.0$ in two endcap regions. In the region $|\eta| < 1.74$, the HCAL cells have widths of 0.087 in η and 0.087 in ϕ . In the η - ϕ plane, and for $|\eta| < 1.48$, the HCAL cells map on to 5×5 ECAL crystals arrays to form calorimeter towers projecting radially outwards from close to the nominal interaction point. At larger values of $|\eta|$, the size of the towers increases, and the matching ECAL arrays contain fewer crystals. Within each tower, the energy deposits in ECAL and HCAL cells are summed to define the calorimeter tower energies, subsequently used to provide the energies and directions of hadronic jets.

The CMS detector uses a two-tier trigger system to collect data. Events satisfying the requirements at the first level are passed to the high-level trigger (HLT), whose output is recorded and limited to a total rate of ~ 350 Hz. An HLT requirement based on at least six jets, reconstructed with only calorimeter information, is used to select events. With the jets ordered in descending p_T values, the p_T threshold at the HLT for the fourth jet is 60 GeV and, for the sixth jet, 20 GeV. For events passing all offline requirements described in Section 4, the total trigger efficiency is at least 99%.

The CMS particle-flow algorithm [15] combines calorimeter information with reconstructed tracks to identify individual particles such as photons, leptons, and neutral and charged hadrons. The photon energy is obtained directly from calibrated measurements in the ECAL. The energy of electrons is determined from a combination of the track momentum at the primary interaction vertex [16], the corresponding ECAL cluster energy, and the energy sum of all bremsstrahlung photons associated with the track in the offline reconstruction. The muon energy is obtained from the corresponding track momentum. The energy for a charged hadron is determined from a combination of the track momentum and the corresponding ECAL and HCAL energies, corrected for zero-suppression effects and calibrated for the nonlinear response of the calorimeters. Finally, the energy of a neutral hadron is obtained from the corresponding calibrated ECAL and HCAL energies. The particle-flow objects serve as input for jet reconstruction, performed using the anti- k_T algorithm [17–19] with a distance parameter of 0.5. The jet transverse momentum resolution is typically 15% at $p_T = 10$ GeV, 8% at 100 GeV, and 4% at 1 TeV; when jet clustering is based only upon the calorimeter energies, the corresponding resolutions are about 40%, 12%, and 5%.

Jet energy scale corrections [20] derived from data and Monte Carlo (MC) simulation are applied to account for the nonlinear and nonuniform response of the calorimeters. In data, a small residual correction factor is included to correct for differences in jet response between data and simulation. The combined corrections are

approximately 5–10%, and their corresponding uncertainties range from 1–5%, depending on the pseudorapidity and energy of the jet. Jet quality criteria [21] are applied to remove misidentified jets, which arise primarily from calorimeter noise. In both data and simulated signal events, more than 99.8% of all selected jets satisfy these criteria.

3. Signal event simulation

Pair-produced gluinos are used to model the signal. Gluino production and decay are simulated using the PYTHIA [22] event generator (v6.424), with each gluino decaying to three quarks through the λ''_{udd} quark RPV coupling [23], where u and d refer to any up- or down-type quark, respectively. Two different scenarios are considered for this coupling, resulting in both an inclusive search similar to previous analyses [8–11] and a new heavy-flavour search. For the first case, the coupling of λ''_{112} , where the three numerical subscripts of λ refer to the quark generations of the corresponding u - d - d quarks, is set to a non-zero value, giving a branching fraction of 100% for the gluino decay to three light-flavour quarks. The second case, represented by λ''_{113} or λ''_{223} , covers gluino decays to one b quark and two light-flavour quarks. The mass of the generated gluino signal ranges from 200 to 500 GeV in 50 GeV steps, with additional mass points at 750, 1000, 1250, and 1500 GeV. For the generation of this signal, all superpartners except the gluino are taken to be decoupled and heavy (i.e. beyond the reach of the LHC), the natural width of the gluino resonance is taken to be much smaller than the mass resolution of the detector of approximately 4–8% in the mass range investigated, and no intermediate particles are produced in the gluino decay. Simulation of the CMS detector response is performed using the GEANT4 [24] package.

4. Event selection

Events recorded with the six-jet trigger described above are required to contain at least one reconstructed primary vertex [16]. Since this analysis targets pair-produced three-jet resonances that naturally yield high jet multiplicity, we require events to contain at least six jets with $|\eta| < 2.5$. To ensure that the trigger is fully efficient, we impose minimal requirements that the p_T thresholds of the fourth and sixth jets are at least 80 and 60 GeV, respectively, though we impose higher thresholds for two of our three selections, as described below.

We use the jet-ensemble technique [8,9] in this analysis to combine the six highest- p_T jets in each event into all possible unique triplets. Each event that satisfies all selection requirements will yield 20 combinations of jet triplets. For signal events, no more than two of these triplets can be correct reconstructions of the pair-produced gluinos, with the remaining 18 triplets being incorrect combinations of jets. Thus, background triplets arising from SM multijet events are supplemented by “incorrect” jet-triplet combinations from the signal events themselves. To obtain sensitivity to the presence of a three-jet resonance, an additional requirement is placed on each jet triplet to preferentially remove SM background and incorrectly combined signal triplets. This selection criterion exploits the constant invariant mass of correctly reconstructed signal triplets and the observed linear correlation between the invariant mass and scalar sum of jet p_T for background triplets and incorrectly combined signal triplets:

$$M_{jjj} < \left(\sum_{i=1}^3 p_T^i \right) - \Delta, \quad (1)$$

where M_{jjj} is the triplet invariant mass, the p_T sum is over the three jets in the triplet (triplet scalar p_T), and Δ is an empirically

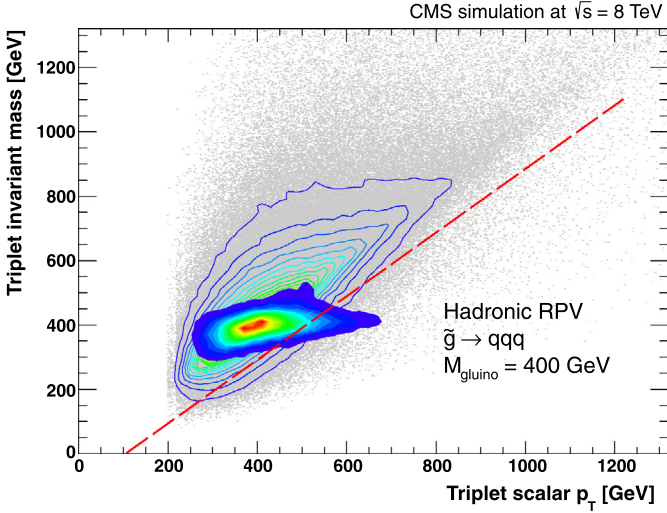


Fig. 1. The triplet invariant mass versus the triplet scalar p_T for all combinations of the six jets from pair-produced gluinos of mass 400 GeV that decay to three light-flavour jets. The solid coloured regions represent correctly reconstructed signal triplets, while the contour lines and light grey scatter points represent incorrectly combined triplets. The red dashed line is based on Eq. (1) with $\Delta = 110$ GeV, and the triplets to the right of the line satisfy this requirement, while those to the left do not.

determined parameter. Fig. 1 shows a plot of the triplet invariant mass versus triplet scalar p_T for simulated events with 400 GeV gluinos decaying to light-flavour jets.

The value of Δ is chosen so that the analysis is sensitive to as broad a range of gluino masses as possible given the restrictions imposed by the trigger. We find that the peak position of the M_{jjj} distribution in data depends on the value of Δ . From a study of this peak position versus Δ , we find $\Delta = 110$ GeV to be the optimal choice, yielding the lowest value of the peak of M_{jjj} . This simple Δ requirement, rather than model-specific invariant mass requirements, maintains the model-independent sensitivity of our analysis to any three-jet resonance, not just that of our signal model.

Tightening the selection requirement on the p_T value of the sixth jet can reduce background stemming from SM multijet production. The optimisation of this requirement to maximise signal significance is performed as follows.

As illustrated in Fig. 2 for a gluino mass of 400 GeV, the triplet invariant mass distribution for signal events has the shape of a Gaussian peak on top of a broad base of incorrect three-jet combinations. We define the Gaussian peak to be the signal. Following Ref. [25], we use a four-parameter function (Eq. (2)) that is representative of the estimated background in the data (see Section 5) and characterised by a steeply and monotonically decreasing shape:

$$\frac{dN}{dx} = P_0 \frac{(1 - \frac{x}{\sqrt{s}})^{P_1}}{(\frac{x}{\sqrt{s}})^{P_2 + P_3 \log \frac{x}{\sqrt{s}}}}, \quad (2)$$

where N is the number of triplets and x is the triplet invariant mass. The parametrised signal and background estimates used in the optimisation procedure can be seen in the inset of Fig. 2.

Using these two components, signal triplets from the Gaussian peak and background triplets from the background estimate, we define the signal significance as the ratio of the number of signal triplets to the square root of the number of signal triplets plus the number of background triplets obtained from data. The number of signal and background triplets is calculated within a window around the mass peak with a width corresponding to twice

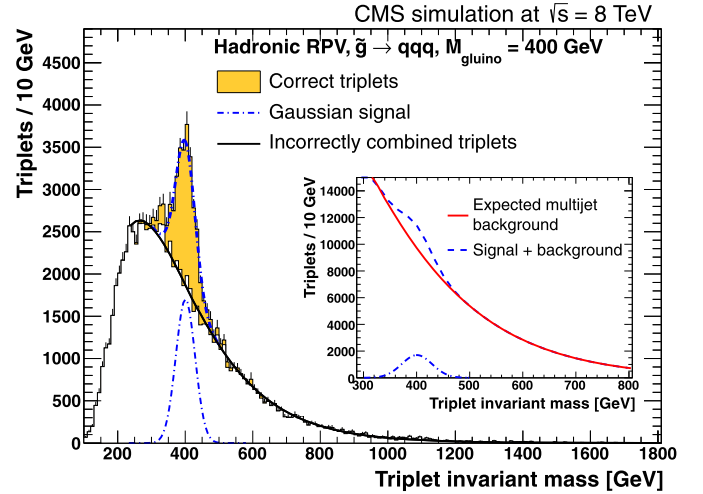


Fig. 2. The M_{jjj} distribution for pair-produced 400 GeV gluinos with light-flavour RPV decay into three jets is shown in the main plot. Triplets are selected that pass the $\Delta = 110$ GeV requirement from Eq. (1). The Gaussian signal peak of correctly reconstructed gluino triplets is represented by the gold shaded area, with its Gaussian fit shown by the blue dot-dashed line below it. The distribution of incorrectly combined triplets, shown in black, is described by a similar functional form as that used to estimate the background in data. The inset shows the signal and background estimates used in the optimisation procedure, with the expected background from SM multijet processes in red, and the signal-plus-background indicated by a blue dashed line.

the expected gluino-mass resolution. This procedure is repeated for different thresholds on the sixth-jet p_T in steps of 10 GeV, for a given gluino mass. For the inclusive search, the focus is on masses that are higher than those previously excluded by the jet-ensemble technique [10], so the mass range of the search starts around 400 GeV. We find that a requirement of $p_T \geq 110$ GeV on the sixth jet maximises the signal significance in this mass range.

The use of b-jet identification enables us to perform a heavy-flavour search in addition to our inclusive search for three-jet resonances. The combined secondary vertex (CSV) algorithm [26] uses variables from reconstructed secondary vertices along with track-based lifetime information to identify b jets. The tagging efficiency for b jets changes with the p_T of the jet, ranging from 70% for jets with $100 \leq p_T \leq 200$ GeV to 55% for jets with $p_T \geq 500$ GeV. We study different b-tagging requirements for signal events with simulated gluinos that have heavy-flavour decays and use the same definition of the signal significance as for the sixth-jet p_T optimisation to determine the best choice. The CSV medium operating point, with a mistagging rate of about 1% for light-flavour jets, is found to be the optimal choice for detecting a potential signal in this analysis. The requirement that each event contain at least one b-tagged jet (b tag) increases the signal significance, and the additional requirement that all selected triplets have a b tag removes a large portion of the incorrectly combined signal triplets.

For the heavy-flavour analysis, we distinguish between a low-mass region covering gluino masses between 200 and 600 GeV and a high-mass region covering larger gluino masses. For the low-mass region, we maximise signal acceptance by using jet- p_T requirements of ≥ 80 GeV for the fourth jet and ≥ 60 GeV for the sixth jet. For the high-mass region, the sixth jet is required to have $p_T \geq 110$ GeV. For both the low- and high-mass regions, the value $\Delta = 110$ GeV is used. All-hadronic $t\bar{t}$ event production is a significant background in the low-mass region. We use $t\bar{t}$ events that produce triplets with masses in this region to help validate our analysis technique, as described below.

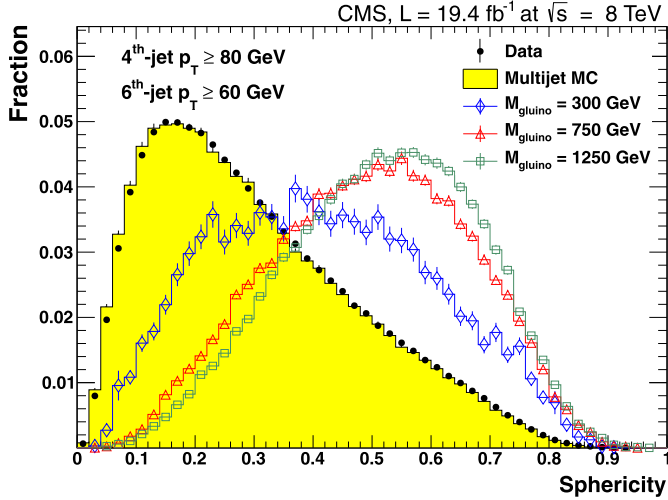


Fig. 3. The sphericity variable for events from data, simulated background from SM multijet processes (shaded area), and simulated gluino signal masses of 300 (open diamonds), 750 (open triangles), and 1250 GeV (open squares), where the gluinos decay to light-flavour jets. Event-level selection requirements for the inclusive, low-mass search are applied, except for the triplet-level diagonal selection (Eq. (1)). All distributions are normalised to unit area. The simulated SM multijet events are generated by MADGRAPH [27] with showering performed by PYTHIA.

Table 1
Selection requirements for the three search regions in the analysis.

Selection criteria	Inclusive search	Heavy-flavour search	
		Low mass	High mass
Mass range	400–1500 GeV	200–600 GeV	600–1500 GeV
Δ	110 GeV	110 GeV	110 GeV
Min. fourth-jet p_T	110 GeV	80 GeV	110 GeV
Min. sixth-jet p_T	110 GeV	60 GeV	110 GeV
Min. sphericity	0.4	–	0.4

High-mass signal events, for both the light- and heavy-flavour signal models, have a more spherical shape than background events, which typically contain back-to-back jets and thus have a more linear shape. To significantly reduce the background in the high-mass searches, we use a sphericity variable, $S = \frac{3}{2}(\lambda_2 + \lambda_3)$, where the λ_i variables are eigenvalues of the following tensor [22]:

$$S^{\alpha\beta} = \frac{\sum_i p_i^\alpha p_i^\beta}{\sum_i |\mathbf{p}_i|^2}, \quad (3)$$

where α and β label separate jets, and the sphericity S is calculated using all jets in each event. A comparison of the sphericity variable for data, simulated SM multijet events, and three different simulated gluino masses can be seen in Fig. 3. For the inclusive search and the high-mass, heavy-flavour search, selected events are required to have $S \geq 0.4$, which is based on the optimisation of the number of expected signal events divided by the square root of the number of signal-plus-background events. No sphericity requirement is used for the low-mass, heavy-flavour selection because low-mass signal events do not have a significant shape difference from background events.

To conclude, we define three different search regions for this analysis with specific selection criteria applied as previously discussed and summarised in Table 1.

5. Background estimation and signal extraction

The dominant background for this search comes from SM multijet events, which arise from perturbative QCD processes of order

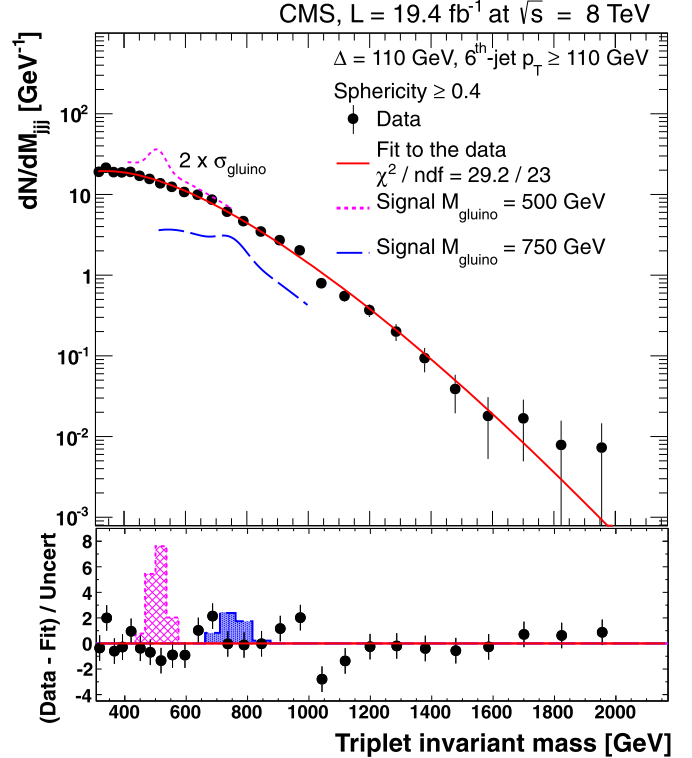


Fig. 4. Comparison of the three-jet invariant mass distribution in data with the background estimate for the inclusive analysis (red solid curve) obtained from a maximum likelihood fit to the data. The error bars on the black data points display the statistical uncertainties. The bin widths increase with mass to match the expected resolution. The bottom plot shows, for each bin, the difference of the data and fit values divided by the statistical uncertainty in the data. No statistically significant deviations from the data are observed. The light magenta dotted line and hatched area show the distribution and pulls for a simulated 500 GeV gluino that decays into light-flavour jets. Similarly, the expectation for a 750 GeV gluino is shown by a dark blue dashed line and shaded area.

$\mathcal{O}(\alpha_s^3)$ and higher. The invariant mass shape of incorrectly combined signal triplets is found to be similar to that of the background from SM multijet processes, such that the combined distribution is consistent with that of SM multijets alone. Moreover, because the normalisation of the background component (P_0 in Eq. (2)) is unconstrained, any incorrectly combined signal triplets, if present, would be absorbed into the background estimate. The triplet invariant mass distribution for the background decreases smoothly with increasing mass, and we model this background using a four-parameter function (Eq. (2)) fit directly to the data, except in the case of the low-mass, heavy-flavour search.

For the low-mass, heavy-flavour search, there is an additional background contribution from all-hadronic $t\bar{t}$ events. These events are modelled using the MADGRAPH [27] generator, and the expected number of $t\bar{t}$ events is determined from the next-to-next-to-leading-order (NNLO) cross section of $245.8^{+8.7}_{-10.5}$ pb [28]. The shape of the contribution from SM multijet processes is modelled with a statistically independent data sample, constructed by imposing a veto on b-tagged jets while retaining all other selection requirements. This sample is referred to as the b-jet control region, and the combination of simulated $t\bar{t}$ events and the background from SM multijet processes, modelled by this control region, gives the total SM background estimate for the low-mass, heavy-flavour analysis.

A comparison of the background estimate to the data is performed, in which the data are fit using a binned maximum likelihood method with either the four-parameter function of Eq. (2) for the inclusive analysis and the high-mass, heavy-flavour analysis, or

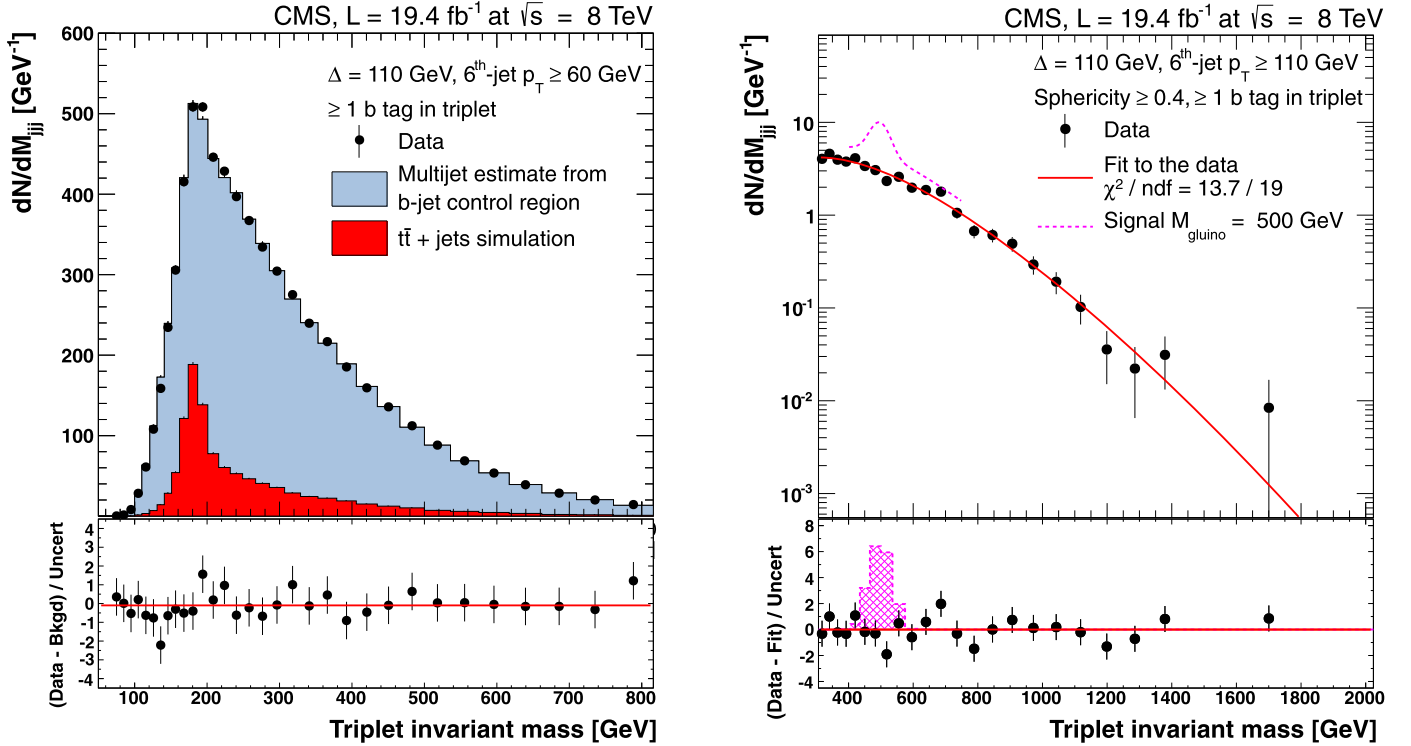


Fig. 5. Comparison of the three-jet invariant mass distribution in data with the background estimate for the heavy-flavour analysis. The left plot shows the results from the low-mass selection. The background contribution from the b-jet control region is shown as the light blue shaded area, while that from simulated $t\bar{t}$ events is shown as the dark red shaded area. The right plot shows the high-mass sample with resolution-based binning. The error bars on the black data points display the statistical uncertainties. The bottom plots show the difference of the data and the background estimate divided by the statistical uncertainty in the data in each bin. The light magenta dashed line and hatched area show the distribution and pulls for a simulated 500 GeV gluino that decays into heavy-flavour jets.

the background shape described above for the low-mass, heavy-flavour analysis. Fig. 4 shows a comparison between the three-jet invariant mass distribution in data and the background estimate for the inclusive analysis. Fig. 5 shows the comparisons between data and background estimates for the low- and high-mass heavy-flavour analyses. In all three cases, no statistically significant deviations from the data are observed.

As a validation of the analysis technique, we consider the $t\bar{t}$ triplets as a signal with the background solely composed of triplets from SM multijet processes, whose shape is modelled by the b-jet control region, with the small amount of simulated $t\bar{t}$ events without b tags subtracted. The $t\bar{t}$ cross section is extracted based on the contribution of its signal triplets and is compared with the theoretical prediction for the cross section of 245.8 pb. The measurement yields a result of 205 ± 28 pb (combined statistical and systematic uncertainties), which is within less than two standard deviations from the theoretical value, thereby showing our technique can successfully reconstruct hadronically decaying $t\bar{t}$ events.

To obtain an estimate of the number of signal triplets expected after all selection criteria are applied, the sum of a Gaussian function that represents the signal and a four-parameter function (Eq. (2)) that models the incorrectly combined signal triplets is fit to the simulated M_{jjj} distribution for each gluino mass. The Gaussian component of the fit provides the estimate for the expected number of signal triplets. The factors in this overall triplet signal efficiency are the event acceptance, governed by the kinematic and b-tagging selections, and the triplet rate, which represents the number of selected triplets per selected event. This triplet rate is the product of the average number of triplets per event times the proportion of triplets contained in the Gaussian signal peak compared with the full distribution. Width and acceptance-times-

efficiency ($A \times \epsilon$) are both parametrised as functions of gluino mass, as shown in Fig. 6. The width of the Gaussian function modelling the signal varies according to the detector resolution, ranging from 17 to 70 GeV for gluino masses from 200 to 1500 GeV. The $A \times \epsilon$ ranges from about 0.003 to 0.033 for the inclusive search for gluino masses from 400–1500 GeV, and, for the heavy-flavour search, from 0.005 to 0.04 for masses from 200–600 GeV, and from 0.008 to 0.015 for masses from 600–1500 GeV. For high-mass gluinos, the $A \times \epsilon$ flattens slightly because of the decreased efficiency to reconstruct triplets in the Gaussian signal peak.

6. Systematic uncertainties

Systematic uncertainties in the signal acceptance are assigned in the following manner. For uncertainties related to the jet energy scale (JES) [20], the jet energy corrections are varied within their uncertainties for each signal mass, and then the entire selection procedure is repeated to determine the parametrised values of the $A \times \epsilon$. The largest difference from the nominal values is taken as a systematic uncertainty. To evaluate the systematic uncertainty associated with the level of simulated ISR and FSR for signal events, i.e. the spontaneous emission of gluons from incoming or outgoing participants of the hard interaction, dedicated signal samples are generated where the relative amounts of ISR and FSR are coherently increased or decreased with respect to the nominal setting of the PYTHIA event generator [29]. The parameter controlling the amount of ISR (PARP(67)) is varied around its central value of 2.5 by ± 0.5 and that for the FSR (PARP(71)) is varied from 2.5 to 8, with a nominal value of 4.0. For each sample, the rederived $A \times \epsilon$ is compared to the nominal value, and the difference is taken as the systematic uncertainty. Analogously, an uncertainty is assigned to account for the effects of multiple pp

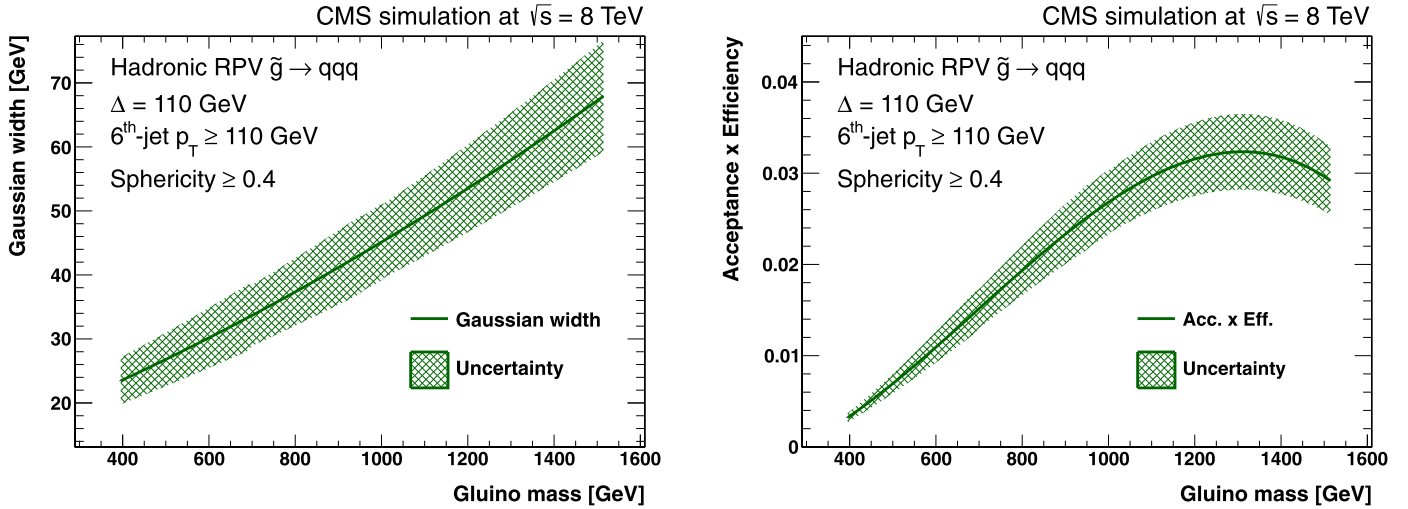


Fig. 6. The signal parametrisation shown as a function of gluino mass for the inclusive search. The Gaussian signal width (left) and the $A \times \epsilon$ parametrisation (right) versus signal mass are both shown. The hatched bands represent the combined statistical and systematic uncertainties.

Table 2

Systematic uncertainties on the signal $A \times \epsilon$ included in limit setting.

Source of systematic uncertainty	Value
JES	3–16%
ISR/FSR	5–11%
Pileup	1–5%
b tagging	1–7%
Signal fit	4–12%
Luminosity	2.6%

collisions in an event (pileup) by reweighting all MC signal samples such that the distribution of the number of interactions per bunch crossing is shifted, high and low, by one standard deviation compared with that found in data [30]. For the analyses using b tagging, an uncertainty is assigned based on the scale factor that comprises the differences in b-tagging efficiencies in data compared with simulation [26]. The same procedure as outlined above is repeated, where the b-tagging scale factors are varied within their uncertainties, and the effect on $A \times \epsilon$ is evaluated. Uncertainties in the fit parameters of the Gaussian signal are used as an additional systematic uncertainty for each mass point. Finally, an overall systematic uncertainty of 2.6% is assigned to the integrated luminosity measurement [12]. The ranges in the values of these uncertainties are summarised in Table 2. Systematic uncertainties related to the signal and background shapes are discussed in Section 7.

7. Results and limits

The three-jet invariant mass distributions are examined for a Gaussian signal peak on top of the smoothly falling background distribution. As has been described, this analysis uses different selection criteria to search for resonances coupling to light-flavour and to heavy-flavour quarks, with the latter search done separately in low-mass and high-mass regions. In the analysis of each of the three selections, the background normalisation parameter is unconstrained and is therefore determined by the SM multijet component of the combined fit. For the function describing the background, the initial values of its parameters are taken from the background-only hypothesis fit to the data, while they are allowed to float in the background-plus-signal hypothesis fits for the limit calculation. The signal is modelled with Gaussians defined by the width and $A \times \epsilon$ curves shown in Fig. 6. The uncertainties in

the expected number of signal triplets are included as log-normal constraints, where the uncertainty for the width of the Gaussian includes a 10% systematic uncertainty to account for jet resolution effects [20]. For the $t\bar{t}$ background estimate, uncertainties in both the shape and normalisation are included. In addition to those already discussed in the previous section, uncertainties due to ambiguities in the parton shower matching procedure between the MADGRAPH and PYTHIA event generators, as well as those due to the dependence on the renormalisation and factorisation scale, are taken into account.

Upper limits are placed on the cross section times branching fraction for the production of three-jet resonances. A modified-frequentist approach, using the CL_s [31,32] technique and a profile likelihood as the test statistic, is employed. Limits are calculated with the frequentist asymptotic calculator implemented in the RooStats [33,34] package. The full CL_s calculations give similar limits within a few percent, and closure tests where a fixed signal is injected yield consistent coverage. The observed and expected 95% confidence level (CL) upper limits on the gluino pair-production cross section times branching fraction as a function of gluino mass are presented in Fig. 7. The solid red lines in the figure show the next-to-leading-order (NLO) plus next-to-leading-logarithm (NLL) cross sections for gluino pair production [35–39], and the dashed red lines indicate the corresponding one-standard-deviation (σ) uncertainties, which range between 15% and 43%. To quote final results, we use the points where the -1σ -uncertainty curve for the NLO + NLL cross section crosses the expected- and observed-limit curves. We additionally quote the result where the central theoretical curve intersects the limit curves.

The production of gluinos undergoing RPV decays into light-flavour jets is excluded at 95% CL for gluino masses below 650 GeV, with a less conservative exclusion of 670 GeV based upon the theory value at the central scale. The respective expected limits are 755 and 795 GeV. These results extend the limit of 460 GeV [10] obtained with the 7 TeV CMS dataset. Gluinos whose decay includes a heavy-flavour jet are excluded for masses between 200 and 835 GeV, which is the most stringent mass limit to date for this model of RPV gluino decay, with the less conservative exclusion up to 855 GeV from the central theoretical value. The respective expected limits are 825 and 860 GeV. While a smaller phase space is probed in the heavy-flavour search, the limits extend to higher masses because of the reduction of the background.

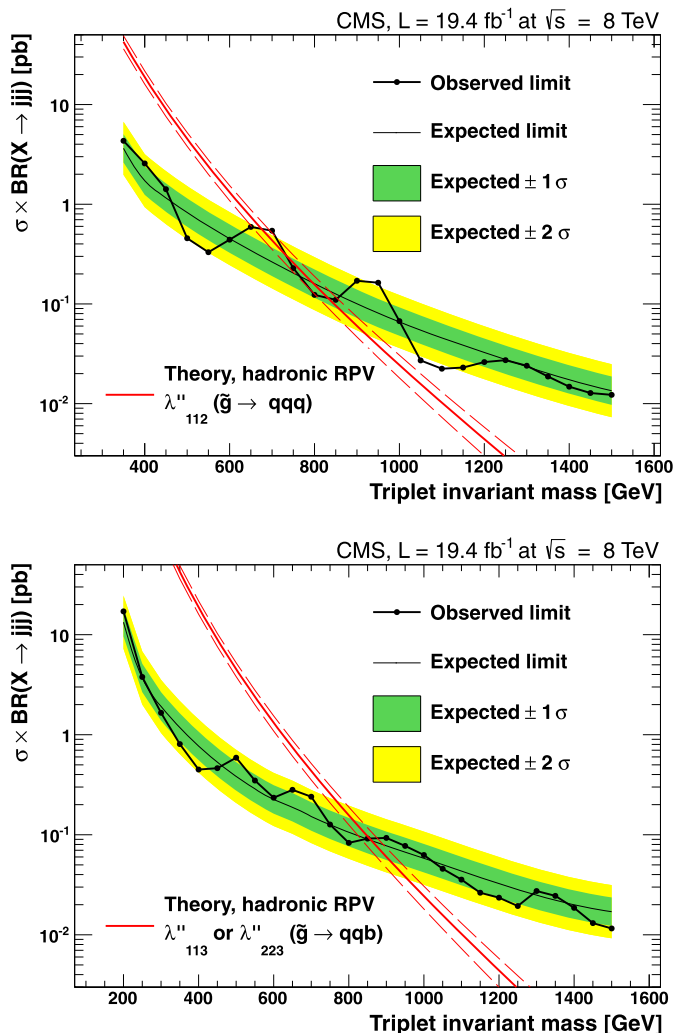


Fig. 7. Observed and expected 95% CL cross section limits as a function of mass for the inclusive (top) and heavy-flavour searches (bottom). The limits for the heavy-flavour search cover two mass ranges, one for low-mass gluinos ranging from 200 to 600 GeV, and one for high-mass gluinos covering the remainder of the mass range up to 1500 GeV. The solid red lines show the NLO + NLL predictions [35–39], and the dashed red lines give the corresponding one-standard-deviation uncertainty bands [40].

8. Summary

A search for hadronic resonance production in pp collisions at a centre-of-mass energy of 8 TeV has been conducted by the CMS experiment at the LHC with a data sample corresponding to an integrated luminosity of 19.4 fb⁻¹. The approach is model independent, with event selection criteria optimised using the RPV supersymmetric model for gluino pair production in a six-jet final state. Two different scenarios for this RPV decay have been considered: gluinos decaying exclusively to light-flavour jets, and gluinos decaying to one b-quark jet and two light-flavour jets, with the assumption in both cases of a 100% branching fraction for gluinos decaying to quark jets. Methods based on data have been used to derive estimates of background from SM multijet processes. Events with high jet multiplicity and a large scalar sum of jet p_T have been analysed for the presence of signal events, and no deviation has been found between the standard model background expectations and the measured mass distributions. The production of gluinos undergoing RPV decay into light-flavour jets has been excluded at the 95% CL for masses below 650 GeV. Gluinos that

include a heavy-flavour jet in their decay have been excluded at 95% CL for masses between 200 and 835 GeV, which is the most stringent limit to date for this model of gluino decay.

Acknowledgements

We congratulate our colleagues in the CERN accelerator departments for the excellent performance of the LHC and thank the technical and administrative staffs at CERN and at other CMS institutes for their contributions to the success of the CMS effort. In addition, we gratefully acknowledge the computing centres and personnel of the Worldwide LHC Computing Grid for delivering so effectively the computing infrastructure essential to our analyses. Finally, we acknowledge the enduring support for the construction and operation of the LHC and the CMS detector provided by the following funding agencies: BMWF and FWF (Austria); FNRS and FWO (Belgium); CNPq, CAPES, FAPERJ, and FAPESP (Brazil); MES (Bulgaria); CERN; CAS, MoST, and NSFC (China); COLCIENCIAS (Colombia); MSES (Croatia); RPF (Cyprus); MoER, SF0690030s09 and ERDF (Estonia); Academy of Finland, MEC, and HIP (Finland); CEA and CNRS/IN2P3 (France); BMBF, DFG, and HGF (Germany); GSRT (Greece); OTKA and NKTH (Hungary); DAE and DST (India); IPM (Iran); SFI (Ireland); INFN (Italy); NRF and WCU (Republic of Korea); LAS (Lithuania); CINVESTAV, CONACYT, SEP, and UASLP-FAI (Mexico); MBIE (New Zealand); PAEC (Pakistan); MSHE and NSC (Poland); FCT (Portugal); JINR (Dubna); MON, RosAtom, RAS and RFBR (Russia); MESTD (Serbia); SEIDI and CPAN (Spain); Swiss Funding Agencies (Switzerland); NSC (Taipei); ThEPCenter, IPST, STAR and NSTDA (Thailand); TUBITAK and TAEK (Turkey); NASU (Ukraine); STFC (United Kingdom); DOE and NSF (USA).

References

- [1] E. Farhi, L. Susskind, Grand unified theory with heavy color, Phys. Rev. D 20 (1979) 3404, <http://dx.doi.org/10.1103/PhysRevD.20.3404>.
- [2] W.J. Marciano, Exotic new quarks and dynamical symmetry breaking, Phys. Rev. D 21 (1980) 2425, <http://dx.doi.org/10.1103/PhysRevD.21.2425>.
- [3] P.H. Frampton, S.L. Glashow, Unifiable chiral color with natural Glashow–Iliopoulos–Maiani mechanism, Phys. Rev. Lett. 58 (1987) 2168, <http://dx.doi.org/10.1103/PhysRevLett.58.2168>.
- [4] P.H. Frampton, S.L. Glashow, Chiral color: An alternative to the standard model, Phys. Lett. B 190 (1987) 157, [http://dx.doi.org/10.1016/0370-2693\(87\)90859-8](http://dx.doi.org/10.1016/0370-2693(87)90859-8).
- [5] R.S. Chivukula, M. Golden, E.H. Simmons, Six jet signals of highly colored fermions, Phys. Lett. B 257 (1991) 403, [http://dx.doi.org/10.1016/0370-2693\(91\)91915-1](http://dx.doi.org/10.1016/0370-2693(91)91915-1).
- [6] R.S. Chivukula, M. Golden, E.H. Simmons, Multi-jet physics at hadron colliders, Nucl. Phys. B 363 (1991) 83, [http://dx.doi.org/10.1016/0550-3213\(91\)90235-P](http://dx.doi.org/10.1016/0550-3213(91)90235-P).
- [7] R. Essig, Physics beyond the Standard Model: supersymmetry, dark matter, and LHC phenomenology, PhD thesis, Rutgers University, USA, 2008, <http://rucore.libraries.rutgers.edu/rutgers-lib/24540>.
- [8] T. Aaltonen, et al., CDF Collaboration, First search for multijet resonances in $\sqrt{s} = 1.96$ TeV $p\bar{p}$ collisions, Phys. Rev. Lett. 107 (2011) 042001, <http://dx.doi.org/10.1103/PhysRevLett.107.042001>, arXiv:1105.2815.
- [9] CMS Collaboration, Search for three-jet resonances in pp collisions at $\sqrt{s} = 7$ TeV, Phys. Rev. Lett. 107 (2011) 101801, <http://dx.doi.org/10.1103/PhysRevLett.107.101801>, arXiv:1107.3084.
- [10] CMS Collaboration, Search for three-jet resonances in pp collisions at $\sqrt{s} = 7$ TeV, Phys. Lett. B 718 (2012) 329, <http://dx.doi.org/10.1016/j.physletb.2012.10.048>, arXiv:1208.2931.
- [11] ATLAS Collaboration, Search for pair production of massive particles decaying into three quarks with the ATLAS detector in $\sqrt{s} = 7$ TeV pp collisions at the LHC, J. High Energy Phys. 1212 (2012) 086, [http://dx.doi.org/10.1007/JHEP12\(2012\)086](http://dx.doi.org/10.1007/JHEP12(2012)086), arXiv:1210.4813.
- [12] CMS Collaboration, CMS luminosity based on pixel cluster counting—Summer 2013 update, CMS Physics Analysis Summary CMS-PAS-LUM-13-001, <https://cds.cern.ch/record/1598864>, 2013.
- [13] CMS Collaboration, The CMS experiment at the CERN LHC, J. Instrum. 3 (2008) S08004, <http://dx.doi.org/10.1088/1748-0221/3/08/S08004>.
- [14] CMS Collaboration, Energy calibration and resolution of the CMS electromagnetic calorimeter in pp collisions at $\sqrt{s} = 7$ TeV, J. Instrum. 8 (2013) P09009, <http://dx.doi.org/10.1088/1748-0221/8/09/P09009>, arXiv:1306.2016.

- [15] CMS Collaboration, Commissioning of the Particle-flow Event Reconstruction with the first LHC collisions recorded in the CMS detector, CMS Physics Analysis Summary CMS-PAS-PFT-10-001, <http://cdsweb.cern.ch/record/1247373>, 2010.
- [16] CMS Collaboration, Tracking and primary vertex results in first 7 TeV collisions, CMS Physics Analysis Summary CMS-PAS-TRK-10-005, <http://cdsweb.cern.ch/record/1279383>, 2010.
- [17] M. Cacciari, G.P. Salam, G. Soyez, The anti- k_t jet clustering algorithm, *J. High Energy Phys.* 0804 (2008) 063, <http://dx.doi.org/10.1088/1126-6708/2008/04/063>, arXiv:0802.1189.
- [18] M. Cacciari, G.P. Salam, G. Soyez, FastJet user manual, *Eur. Phys. J. C* 72 (2012) 1896, <http://dx.doi.org/10.1140/epjc/s10052-012-1896-2>, arXiv:1111.6097.
- [19] M. Cacciari, G.P. Salam, Dispelling the N^3 myth for the k_t jet-finder, *Phys. Lett. B* 641 (2006) 57, <http://dx.doi.org/10.1016/j.physletb.2006.08.037>, arXiv:hep-ph/0512210.
- [20] CMS Collaboration, Determination of jet energy calibration and transverse momentum resolution in CMS, *J. Instrum.* 6 (2011) 11002, <http://dx.doi.org/10.1088/1748-0221/6/11/P11002>, arXiv:1107.4277.
- [21] CMS Collaboration, Jet performance in pp collisions at 7 TeV, CMS Physics Analysis Summary CMS-PAS-JME-10-003, <http://cdsweb.cern.ch/record/1279362>, 2010.
- [22] T. Sjöstrand, S. Mrenna, P. Skands, PYTHIA 6.4 physics and manual, *J. High Energy Phys.* 0605 (2006) 026, <http://dx.doi.org/10.1088/1126-6708/2006/05/026>, arXiv:hep-ph/0603175.
- [23] R. Barbier, C. Bérat, M. Besançon, M. Chemtob, A. Deandrea, E. Dudas, P. Fayet, S. Lavignac, G. Moreau, E. Perez, Y. Sirois, R-parity violating supersymmetry, *Phys. Rep.* 420 (2005) 1, <http://dx.doi.org/10.1016/j.physrep.2005.08.006>, arXiv:hep-ph/0406039.
- [24] S. Agostinelli, et al., GEANT4 Collaboration, GEANT4—a simulation toolkit, *Nucl. Instrum. Methods Phys. Res., Sect. A* 506 (2003) 250, [http://dx.doi.org/10.1016/S0168-9002\(03\)01368-8](http://dx.doi.org/10.1016/S0168-9002(03)01368-8).
- [25] CMS Collaboration, Search for narrow resonances using the dijet mass spectrum in pp collisions at $\sqrt{s} = 8$ TeV, *Phys. Rev. D* 87 (2013) 114015, <http://dx.doi.org/10.1103/PhysRevD.87.114015>, arXiv:1302.4794.
- [26] CMS Collaboration, Identification of b-quark jets with the CMS experiment, *J. Instrum.* 8 (2013) P04013, <http://dx.doi.org/10.1088/1748-0221/8/04/P04013>, arXiv:1211.4462.
- [27] J. Alwall, P. Demin, S. de Visscher, R. Frederix, M. Herquet, F. Maltoni, T. Plehn, D.L. Rainwater, T. Stelzer, MadGraph/MadEvent v4: the new web generation, *J. High Energy Phys.* 0709 (2007) 028, <http://dx.doi.org/10.1088/1126-6708/2007/09/028>, arXiv:0706.2334.
- [28] M. Czakon, P. Fiedler, A. Mitov, The total top quark pair production cross-section at hadron colliders through $\mathcal{O}(\alpha_s^4)$, *Phys. Rev. Lett.* 110 (2013) 252004, <http://dx.doi.org/10.1103/PhysRevLett.110.252004>, arXiv:1303.6254.
- [29] CMS Collaboration, Dijet azimuthal decorrelations in pp collisions at $\sqrt{s} = 7$ TeV, *Phys. Rev. Lett.* 106 (2011) 122003, <http://dx.doi.org/10.1103/PhysRevLett.106.122003>.
- [30] CMS Collaboration, Measurement of the inelastic proton–proton cross section at $\sqrt{s} = 7$ TeV, *Phys. Lett. B* 722 (2013) 5, <http://dx.doi.org/10.1016/j.physletb.2013.03.024>.
- [31] T. Junk, Confidence level computation for combining searches with small statistics, *Nucl. Instrum. Methods Phys. Res., Sect. A* 434 (1999) 435, [http://dx.doi.org/10.1016/S0168-9002\(99\)00498-2](http://dx.doi.org/10.1016/S0168-9002(99)00498-2), arXiv:hep-ex/9902006.
- [32] A.L. Read, Presentation of search results: the CL_s technique, *J. Phys. G* 28 (2002) 2693, <http://dx.doi.org/10.1088/0954-3889/28/10/313>.
- [33] G. Cowan, K. Cranmer, E. Gross, O. Vitells, Asymptotic formulae for likelihood-based tests of new physics, *Eur. Phys. J. C* 71 (2011) 1554, <http://dx.doi.org/10.1140/epjc/s10052-011-1554-0>, arXiv:1007.1727.
- [34] L. Moneta, K. Belasco, K.S. Cranmer, A. Lazzaro, D. Piparo, G. Schott, W. Verkerke, M. Wolf, The RooStats project, in: 13th International Workshop on Advanced Computing and Analysis Techniques in Physics Research (ACAT2010), SISSA, 2010, http://pos.sissa.it/archive/conferences/093/057/ACAT2010_057.pdf, arXiv:1009.1003.
- [35] W. Beenakker, R. Höpker, M. Spira, P.M. Zerwas, Squark and gluino production at hadron colliders, *Nucl. Phys. B* 492 (1997) 51, [http://dx.doi.org/10.1016/S0550-3213\(97\)80027-2](http://dx.doi.org/10.1016/S0550-3213(97)80027-2), arXiv:hep-ph/9610490.
- [36] A. Kulesza, L. Motyka, Threshold resummation for squark–antisquark and gluino–pair production at the LHC, *Phys. Rev. Lett.* 102 (2009) 111802, <http://dx.doi.org/10.1103/PhysRevLett.102.111802>, arXiv:0807.2405.
- [37] A. Kulesza, L. Motyka, Soft gluon resummation for the production of gluino–gluino and squark–antisquark pairs at the LHC, *Phys. Rev. D* 80 (2009) 095004, <http://dx.doi.org/10.1103/PhysRevD.80.095004>, arXiv:0905.4749.
- [38] W. Beenakker, S. Brensing, M. Krämer, A. Kulesza, E. Laenen, I. Niessen, Soft-gluon resummation for squark and gluino hadroproduction, *J. High Energy Phys.* 0912 (2009) 041, <http://dx.doi.org/10.1088/1126-6708/2009/12/041>, arXiv:0909.4418.
- [39] W. Beenakker, S. Brensing, M. Krämer, A. Kulesza, E. Laenen, L. Motyka, I. Niessen, Squark and gluino hadroproduction, *Int. J. Mod. Phys. A* 26 (2011) 2637, <http://dx.doi.org/10.1142/S0217751X11053560>, arXiv:1105.1110.
- [40] M. Krämer, A. Kulesza, R. van der Leeuw, M. Mangano, S. Padhi, T. Plehn, X. Portell, Supersymmetry production cross sections in pp collisions at $\sqrt{s} = 7$ TeV, <http://cds.cern.ch/record/1456029>, arXiv:1206.2892, 2012.

CMS Collaboration

S. Chatrchyan, V. Khachatryan, A.M. Sirunyan, A. Tumasyan

Yerevan Physics Institute, Yerevan, Armenia

W. Adam, T. Bergauer, M. Dragicevic, J. Erö, C. Fabjan¹, M. Friedl, R. Frühwirth¹, V.M. Ghete, N. Hörmann, J. Hrubec, M. Jeitler¹, W. Kiesenhofer, V. Knünz, M. Krammer¹, I. Krätschmer, D. Liko, I. Mikulec, D. Rabady², B. Rahbaran, H. Rohringer, R. Schöfbeck, J. Strauss, A. Taurok, W. Treberer-Treberspurg, W. Waltenberger, C.-E. Wulz¹

Institut für Hochenergiephysik der OeAW, Wien, Austria

V. Mossolov, N. Shumeiko, J. Suarez Gonzalez

National Centre for Particle and High Energy Physics, Minsk, Belarus

S. Alderweireldt, M. Bansal, S. Bansal, T. Cornelis, E.A. De Wolf, X. Janssen, A. Knutsson, S. Luyckx, L. Mucibello, S. Ochesanu, B. Roland, R. Rougny, Z. Staykova, H. Van Haevermaet, P. Van Mechelen, N. Van Remortel, A. Van Spilbeeck

Universiteit Antwerpen, Antwerpen, Belgium

F. Blekman, S. Blyweert, J. D’Hondt, N. Heracleous, A. Kalogeropoulos, J. Keaveney, S. Lowette, M. Maes, A. Olbrechts, S. Tavernier, W. Van Doninck, P. Van Mulders, G.P. Van Onsem, I. Vilella

Vrije Universiteit Brussel, Brussel, Belgium

C. Caillol, B. Clerbaux, G. De Lentdecker, L. Favart, A.P.R. Gay, T. Hreus, A. Léonard, P.E. Marage, A. Mohammadi, L. Perniè, T. Reis, T. Seva, L. Thomas, C. Vander Velde, P. Vanlaer, J. Wang

Université Libre de Bruxelles, Bruxelles, Belgium

V. Adler, K. Beernaert, L. Benucci, A. Cimmino, S. Costantini, S. Dildick, G. Garcia, B. Klein, J. Lellouch, A. Marinov, J. McCartin, A.A. Ocampo Rios, D. Ryckbosch, M. Sigamani, N. Strobbe, F. Thyssen, M. Tytgat, S. Walsh, E. Yazgan, N. Zaganidis

Ghent University, Ghent, Belgium

S. Basegmez, C. Beluffi³, G. Bruno, R. Castello, A. Caudron, L. Ceard, G.G. Da Silveira, C. Delaere, T. du Pree, D. Favart, L. Forthomme, A. Giammanco⁴, J. Hollar, P. Jez, V. Lemaitre, J. Liao, O. Militaru, C. Nuttens, D. Pagano, A. Pin, K. Piotrkowski, A. Popov⁵, M. Selvaggi, M. Vidal Marono, J.M. Vizan Garcia

Université Catholique de Louvain, Louvain-la-Neuve, Belgium

N. Belyi, T. Caeborgs, E. Daubie, G.H. Hammad

Université de Mons, Mons, Belgium

G.A. Alves, M. Correa Martins Junior, T. Martins, M.E. Pol, M.H.G. Souza

Centro Brasileiro de Pesquisas Físicas, Rio de Janeiro, Brazil

W.L. Aldá Júnior, W. Carvalho, J. Chinellato⁶, A. Custódio, E.M. Da Costa, D. De Jesus Damiao, C. De Oliveira Martins, S. Fonseca De Souza, H. Malbouisson, M. Malek, D. Matos Figueiredo, L. Mundim, H. Nogima, W.L. Prado Da Silva, J. Santaolalla, A. Santoro, A. Sznajder, E.J. Tonelli Manganote⁶, A. Vilela Pereira

Universidade do Estado do Rio de Janeiro, Rio de Janeiro, Brazil

C.A. Bernardes^b, F.A. Dias^{a,7}, T.R. Fernandez Perez Tomei^a, E.M. Gregores^b, C. Lagana^a, P.G. Mercadante^b, S.F. Novaes^a, Sandra S. Padula^a

^a *Universidade Estadual Paulista, São Paulo, Brazil*

^b *Universidade Federal do ABC, São Paulo, Brazil*

V. Genchev², P. Iaydjiev², S. Piperov, M. Rodozov, G. Sultanov, M. Vutova

Institute for Nuclear Research and Nuclear Energy, Sofia, Bulgaria

A. Dimitrov, I. Glushkov, R. Hadjiiska, V. Kozhuharov, L. Litov, B. Pavlov, P. Petkov

University of Sofia, Sofia, Bulgaria

J.G. Bian, G.M. Chen, H.S. Chen, M. Chen, C.H. Jiang, D. Liang, S. Liang, X. Meng, R. Plestina⁸, J. Tao, X. Wang, Z. Wang

Institute of High Energy Physics, Beijing, China

C. Asawatangtrakuldee, Y. Ban, Y. Guo, Q. Li, W. Li, S. Liu, Y. Mao, S.J. Qian, D. Wang, L. Zhang, W. Zou

State Key Laboratory of Nuclear Physics and Technology, Peking University, Beijing, China

C. Avila, C.A. Carrillo Montoya, L.F. Chaparro Sierra, C. Florez, J.P. Gomez, B. Gomez Moreno, J.C. Sanabria

Universidad de Los Andes, Bogota, Colombia

N. Godinovic, D. Lelas, D. Polic, I. Puljak

Technical University of Split, Split, Croatia

Z. Antunovic, M. Kovac

University of Split, Split, Croatia

V. Brigljevic, K. Kadija, J. Luetic, D. Mekterovic, S. Morovic, L. Tikvica

Institute Rudjer Boskovic, Zagreb, Croatia

A. Attikis, G. Mavromanolakis, J. Mousa, C. Nicolaou, F. Ptochos, P.A. Razis

University of Cyprus, Nicosia, Cyprus

M. Finger, M. Finger Jr.

Charles University, Prague, Czech Republic

A.A. Abdelalim⁹, Y. Assran¹⁰, S. Elgammal⁹, A. Ellithi Kamel¹¹, M.A. Mahmoud¹², A. Radi^{13,14}

Academy of Scientific Research and Technology of the Arab Republic of Egypt, Egyptian Network of High Energy Physics, Cairo, Egypt

M. Kadastik, M. Müntel, M. Murumaa, M. Raidal, L. Rebane, A. Tiko

National Institute of Chemical Physics and Biophysics, Tallinn, Estonia

P. Eerola, G. Fedi, M. Voutilainen

Department of Physics, University of Helsinki, Helsinki, Finland

J. Härkönen, V. Karimäki, R. Kinnunen, M.J. Kortelainen, T. Lampén, K. Lassila-Perini, S. Lehti, T. Lindén, P. Luukka, T. Mäenpää, T. Peltola, E. Tuominen, J. Tuominiemi, E. Tuovinen, L. Wendland

Helsinki Institute of Physics, Helsinki, Finland

T. Tuuva

Lappeenranta University of Technology, Lappeenranta, Finland

M. Besancon, F. Couderc, M. Dejardin, D. Denegri, B. Fabbro, J.L. Faure, F. Ferri, S. Ganjour, A. Givernaud, P. Gras, G. Hamel de Monchenault, P. Jarry, E. Locci, J. Malcles, A. Nayak, J. Rander, A. Rosowsky, M. Titov

DSM/IRFU, CEA/Saclay, Gif-sur-Yvette, France

S. Baffioni, F. Beaudette, L. Benhabib, M. Bluj¹⁵, P. Busson, C. Charlot, N. Daci, T. Dahms, M. Dalchenko, L. Dobrzynski, A. Florent, R. Granier de Cassagnac, M. Haguenaer, P. Miné, C. Mironov, I.N. Naranjo, M. Nguyen, C. Ochando, P. Paganini, D. Sabes, R. Salerno, Y. Sirois, C. Veelken, A. Zabi

Laboratoire Leprince-Ringuet, Ecole Polytechnique, IN2P3–CNRS, Palaiseau, France

J.-L. Agram¹⁶, J. Andrea, D. Bloch, J.-M. Brom, E.C. Chabert, C. Collard, E. Conte¹⁶, F. Drouhin¹⁶, J.-C. Fontaine¹⁶, D. Gelé, U. Goerlach, C. Goetzmann, P. Juillot, A.-C. Le Bihan, P. Van Hove

Institut Pluridisciplinaire Hubert Curien, Université de Strasbourg, Université de Haute Alsace Mulhouse, CNRS/IN2P3, Strasbourg, France

S. Gadrat

Centre de Calcul de l'Institut National de Physique Nucléaire et de Physique des Particules, CNRS/IN2P3, Villeurbanne, France

S. Beauceron, N. Beaupere, G. Boudoul, S. Brochet, J. Chasserat, R. Chierici, D. Contardo, P. Depasse, H. El Mamouni, J. Fan, J. Fay, S. Gascon, M. Gouzevitch, B. Ille, T. Kurca, M. Lethuillier, L. Mirabito, S. Perries, J.D. Ruiz Alvarez¹⁷, L. Sgandurra, V. Sordini, M. Vander Donckt, P. Verdier, S. Viret, H. Xiao

Université de Lyon, Université Claude Bernard Lyon 1, CNRS–IN2P3, Institut de Physique Nucléaire de Lyon, Villeurbanne, France

Z. Tsamalaidze¹⁸

Institute of High Energy Physics and Informatization, Tbilisi State University, Tbilisi, Georgia

C. Autermann, S. Beranek, M. Bontenackels, B. Calpas, M. Edelhoff, L. Feld, O. Hindrichs, K. Klein, A. Ostapchuk, A. Perieanu, F. Raupach, J. Sammet, S. Schael, D. Sprenger, H. Weber, B. Wittmer, V. Zhukov⁵

RWTH Aachen University, I. Physikalisches Institut, Aachen, Germany

M. Ata, J. Caudron, E. Dietz-Laursonn, D. Duchardt, M. Erdmann, R. Fischer, A. Güth, T. Hebbeker, C. Heidemann, K. Hoepfner, D. Klingebiel, S. Knutzen, P. Kreuzer, M. Merschmeyer, A. Meyer, M. Olschewski, K. Padeken, P. Papacz, H. Pieta, H. Reithler, S.A. Schmitz, L. Sonnenschein, D. Teyssier, S. Thüer, M. Weber

RWTH Aachen University, III. Physikalisches Institut A, Aachen, Germany

V. Cherepanov, Y. Erdogan, G. Flügge, H. Geenen, M. Geisler, W. Haj Ahmad, F. Hoehle, B. Kargoll, T. Kress, Y. Kuessel, J. Lingemann², A. Nowack, I.M. Nugent, L. Perchalla, O. Pooth, A. Stahl

RWTH Aachen University, III. Physikalisches Institut B, Aachen, Germany

I. Asin, N. Bartosik, J. Behr, W. Behrenhoff, U. Behrens, A.J. Bell, M. Bergholz¹⁹, A. Bethani, K. Borras, A. Burgmeier, A. Cakir, L. Calligaris, A. Campbell, S. Choudhury, F. Costanza, C. Diez Pardos, S. Dooling, T. Dorland, G. Eckerlin, D. Eckstein, G. Flucke, A. Geiser, A. Grebenyuk, P. Gunnellini, S. Habib, J. Hauk, G. Hellwig, M. Hempel, D. Horton, H. Jung, M. Kasemann, P. Katsas, C. Kleinwort, H. Kluge, M. Krämer, D. Krücker, W. Lange, J. Leonard, K. Lipka, W. Lohmann¹⁹, B. Lutz, R. Mankel, I. Marfin, I.-A. Melzer-Pellmann, A.B. Meyer, J. Mnich, A. Mussgiller, S. Naumann-Emme, O. Novgorodova, F. Nowak, J. Olzem, H. Perrey, A. Petrukhin, D. Pitzl, R. Placakyte, A. Raspereza, P.M. Ribeiro Cipriano, C. Riedl, E. Ron, M.Ö. Sahin, J. Salfeld-Nebgen, R. Schmidt¹⁹, T. Schoerner-Sadenius, M. Schröder, N. Sen, M. Stein, R. Walsh, C. Wissing

Deutsches Elektronen-Synchrotron, Hamburg, Germany

M. Aldaya Martin, V. Blobel, H. Enderle, J. Erfle, E. Garutti, U. Gebbert, M. Görner, M. Gosselink, J. Haller, K. Heine, R.S. Höing, G. Kaussen, H. Kirschenmann, R. Klanner, R. Kogler, J. Lange, I. Marchesini, T. Peiffer, N. Pietsch, D. Rathjens, C. Sander, H. Schettler, P. Schleper, E. Schlieckau, A. Schmidt, T. Schum, M. Seidel, J. Sibille²⁰, V. Sola, H. Stadie, G. Steinbrück, J. Thomsen, D. Troendle, E. Usai, L. Vanelderen

University of Hamburg, Hamburg, Germany

C. Barth, C. Baus, J. Berger, C. Böser, E. Butz, T. Chwalek, W. De Boer, A. Descroix, A. Dierlamm, M. Feindt, M. Guthoff², F. Hartmann², T. Hauth², H. Held, K.H. Hoffmann, U. Husemann, I. Katkov⁵, J.R. Komaragiri, A. Kornmayer², E. Kuznetsova, P. Lobelle Pardo, D. Martschei, M.U. Mozer, Th. Müller, M. Niegel, A. Nürnberg, O. Oberst, J. Ott, G. Quast, K. Rabbertz, F. Ratnikov, S. Röcker, F.-P. Schilling, G. Schott, H.J. Simonis, F.M. Stober, R. Ulrich, J. Wagner-Kuhr, S. Wayand, T. Weiler, M. Zeise

Institut für Experimentelle Kernphysik, Karlsruhe, Germany

G. Anagnostou, G. Daskalakis, T. Geralis, S. Kesisoglou, A. Kyriakis, D. Loukas, A. Markou, C. Markou, E. Ntomari, I. Topsis-giotis

Institute of Nuclear and Particle Physics (INPP), NCSR Demokritos, Aghia Paraskevi, Greece

L. Gouskos, A. Panagiotou, N. Saoulidou, E. Stiliaris

University of Athens, Athens, Greece

X. Aslanoglou, I. Evangelou, G. Flouris, C. Foudas, P. Kokkas, N. Manthos, I. Papadopoulos, E. Paradas

University of Ioánnina, Ioánnina, Greece

G. Bencze, C. Hajdu, P. Hidas, D. Horvath²¹, F. Sikler, V. Veszpremi, G. Vesztergombi²², A.J. Zsigmond

KFKI Research Institute for Particle and Nuclear Physics, Budapest, Hungary

N. Beni, S. Czellar, J. Molnar, J. Palinkas, Z. Szillasi

Institute of Nuclear Research ATOMKI, Debrecen, Hungary

J. Karacsi, P. Raics, Z.L. Trocsanyi, B. Ujvari

University of Debrecen, Debrecen, Hungary

S.K. Swain²³

National Institute of Science Education and Research, Bhubaneswar, India

S.B. Beri, V. Bhatnagar, N. Dhingra, R. Gupta, M. Kaur, M.Z. Mehta, M. Mittal, N. Nishu, A. Sharma, J.B. Singh

Panjab University, Chandigarh, India

Ashok Kumar, Arun Kumar, S. Ahuja, A. Bhardwaj, B.C. Choudhary, A. Kumar, S. Malhotra, M. Naimuddin, K. Ranjan, P. Saxena, V. Sharma, R.K. Shivpuri

University of Delhi, Delhi, India

S. Banerjee, S. Bhattacharya, K. Chatterjee, S. Dutta, B. Gomber, Sa. Jain, Sh. Jain, R. Khurana, A. Modak, S. Mukherjee, D. Roy, S. Sarkar, M. Sharan, A.P. Singh

Saha Institute of Nuclear Physics, Kolkata, India

A. Abdulsalam, D. Dutta, S. Kailas, V. Kumar, A.K. Mohanty², L.M. Pant, P. Shukla, A. Topkar

Bhabha Atomic Research Centre, Mumbai, India

T. Aziz, R.M. Chatterjee, S. Ganguly, S. Ghosh, M. Guchait²⁴, A. Gurtu²⁵, G. Kole, S. Kumar, M. Maity²⁶, G. Majumder, K. Mazumdar, G.B. Mohanty, B. Parida, K. Sudhakar, N. Wickramage²⁷

Tata Institute of Fundamental Research – EHEP, Mumbai, India

S. Banerjee, S. Dugad

Tata Institute of Fundamental Research – HECR, Mumbai, India

H. Arfaei, H. Bakhshiansohi, S.M. Etesami²⁸, A. Fahim²⁹, A. Jafari, M. Khakzad, M. Mohammadi Najafabadi, S. Paktinat Mehdiabadi, B. Safarzadeh³⁰, M. Zeinali

Institute for Research in Fundamental Sciences (IPM), Tehran, Iran

M. Grunewald

University College Dublin, Dublin, Ireland

M. Abbrescia^{a,b}, L. Barbone^{a,b}, C. Calabria^{a,b}, S.S. Chhibra^{a,b}, A. Colaleo^a, D. Creanza^{a,c}, N. De Filippis^{a,c}, M. De Palma^{a,b}, L. Fiore^a, G. Iaselli^{a,c}, G. Maggi^{a,c}, M. Maggi^a, B. Marangelli^{a,b}, S. My^{a,c}, S. Nuzzo^{a,b}, N. Pacifico^a, A. Pompili^{a,b}, G. Pugliese^{a,c}, R. Radogna^{a,b}, G. Selvaggi^{a,b}, L. Silvestris^a, G. Singh^{a,b}, R. Venditti^{a,b}, P. Verwilligen^a, G. Zito^a

^a INFN Sezione di Bari, Bari, Italy

^b Università di Bari, Bari, Italy

^c Politecnico di Bari, Bari, Italy

G. Abbiendi^a, A.C. Benvenuti^a, D. Bonacorsi^{a,b}, S. Braibant-Giacomelli^{a,b}, L. Brigliadori^{a,b}, R. Campanini^{a,b}, P. Capiluppi^{a,b}, A. Castro^{a,b}, F.R. Cavallo^a, G. Codispoti^{a,b}, M. Cuffiani^{a,b}, G.M. Dallavalle^a, F. Fabbri^a, A. Fanfani^{a,b}, D. Fasanella^{a,b}, P. Giacomelli^a, C. Grandi^a, L. Guiducci^{a,b}, S. Marcellini^a, G. Masetti^a, M. Meneghelli^{a,b}, A. Montanari^a, F.L. Navarria^{a,b}, F. Odorici^a, A. Perrotta^a, F. Primavera^{a,b}, A.M. Rossi^{a,b}, T. Rovelli^{a,b}, G.P. Siroli^{a,b}, N. Tosi^{a,b}, R. Travaglini^{a,b}

^a INFN Sezione di Bologna, Bologna, Italy

^b Università di Bologna, Bologna, Italy

S. Albergo^{a,b}, G. Cappello^a, M. Chiorboli^{a,b}, S. Costa^{a,b}, F. Giordano^{a,2}, R. Potenza^{a,b}, A. Tricomi^{a,b}, C. Tuve^{a,b}

^a INFN Sezione di Catania, Catania, Italy

^b Università di Catania, Catania, Italy

G. Barbagli ^a, V. Ciulli ^{a,b}, C. Civinini ^a, R. D'Alessandro ^{a,b}, E. Focardi ^{a,b}, E. Gallo ^a, S. Gonzi ^{a,b}, V. Gori ^{a,b}, P. Lenzi ^{a,b}, M. Meschini ^a, S. Paoletti ^a, G. Sguazzoni ^a, A. Tropiano ^{a,b}

^a INFN Sezione di Firenze, Firenze, Italy

^b Università di Firenze, Firenze, Italy

L. Benussi, S. Bianco, F. Fabbri, D. Piccolo

INFN Laboratori Nazionali di Frascati, Frascati, Italy

P. Fabbriatore ^a, R. Ferretti ^{a,b}, F. Ferro ^a, M. Lo Vetere ^{a,b}, R. Musenich ^a, E. Robutti ^a, S. Tosi ^{a,b}

^a INFN Sezione di Genova, Genova, Italy

^b Università di Genova, Genova, Italy

A. Benaglia ^a, M.E. Dinardo ^{a,b}, S. Fiorendi ^{a,b,2}, S. Gennai ^a, A. Ghezzi ^{a,b}, P. Govoni ^{a,b}, M.T. Lucchini ^{a,b,2}, S. Malvezzi ^a, R.A. Manzoni ^{a,b,2}, A. Martelli ^{a,b,2}, D. Menasce ^a, L. Moroni ^a, M. Paganoni ^{a,b}, D. Pedrini ^a, S. Ragazzi ^{a,b}, N. Redaelli ^a, T. Tabarelli de Fatis ^{a,b}

^a INFN Sezione di Milano-Bicocca, Milano, Italy

^b Università di Milano-Bicocca, Milano, Italy

S. Buontempo ^a, N. Cavallo ^{a,c}, F. Fabozzi ^{a,c}, A.O.M. Iorio ^{a,b}, L. Lista ^a, S. Meola ^{a,d,2}, M. Merola ^a, P. Paolucci ^{a,2}

^a INFN Sezione di Napoli, Napoli, Italy

^b Università di Napoli 'Federico II', Napoli, Italy

^c Università della Basilicata (Potenza), Napoli, Italy

^d Università G. Marconi (Roma), Napoli, Italy

P. Azzi ^a, N. Bacchetta ^a, M. Bellato ^a, D. Bisello ^{a,b}, A. Branca ^{a,b}, R. Carlin ^{a,b}, P. Checchia ^a, T. Dorigo ^a, U. Dosselli ^a, F. Fanzago ^a, M. Galanti ^{a,b,2}, F. Gasparini ^{a,b}, U. Gasparini ^{a,b}, P. Giubilato ^{a,b}, A. Gozzelino ^a, K. Kanishchev ^{a,c}, S. Lacaprara ^a, I. Lazzizzera ^{a,c}, M. Margoni ^{a,b}, A.T. Meneguzzo ^{a,b}, J. Pazzini ^{a,b}, N. Pozzobon ^{a,b}, P. Ronchese ^{a,b}, F. Simonetto ^{a,b}, E. Torassa ^a, M. Tosi ^{a,b}, S. Vanini ^{a,b}, P. Zotto ^{a,b}, A. Zucchetta ^{a,b}, G. Zumerle ^{a,b}

^a INFN Sezione di Padova, Padova, Italy

^b Università di Padova, Padova, Italy

^c Università di Trento (Trento), Padova, Italy

M. Gabusi ^{a,b}, S.P. Ratti ^{a,b}, C. Riccardi ^{a,b}, P. Vitulo ^{a,b}

^a INFN Sezione di Pavia, Pavia, Italy

^b Università di Pavia, Pavia, Italy

M. Biasini ^{a,b}, G.M. Bilei ^a, L. Fanò ^{a,b}, P. Lariccia ^{a,b}, G. Mantovani ^{a,b}, M. Menichelli ^a, A. Nappi ^{a,b,†}, F. Romeo ^{a,b}, A. Saha ^a, A. Santocchia ^{a,b}, A. Spiezia ^{a,b}

^a INFN Sezione di Perugia, Perugia, Italy

^b Università di Perugia, Perugia, Italy

K. Androsov ^{a,31}, P. Azzurri ^a, G. Bagliesi ^a, J. Bernardini ^a, T. Boccali ^a, G. Broccolo ^{a,c}, R. Castaldi ^a, M.A. Ciocci ^{a,31}, R. Dell'Orso ^a, F. Fiori ^{a,c}, L. Foà ^{a,c}, A. Giassi ^a, M.T. Grippo ^{a,31}, A. Kraan ^a, F. Ligabue ^{a,c}, T. Lomtadze ^a, L. Martini ^{a,b}, A. Messineo ^{a,b}, C.S. Moon ^{a,32}, F. Palla ^a, A. Rizzi ^{a,b}, A. Savoy-Navarro ^{a,33}, A.T. Serban ^a, P. Spagnolo ^a, P. Squillacioti ^{a,31}, R. Tenchini ^a, G. Tonelli ^{a,b}, A. Venturi ^a, P.G. Verdini ^a, C. Vernieri ^{a,c}

^a INFN Sezione di Pisa, Pisa, Italy

^b Università di Pisa, Pisa, Italy

^c Scuola Normale Superiore di Pisa, Pisa, Italy

L. Barone ^{a,b}, F. Cavallari ^a, D. Del Re ^{a,b}, M. Diemoz ^a, M. Grassi ^{a,b}, C. Jorda ^a, E. Longo ^{a,b}, F. Margaroli ^{a,b}, P. Meridiani ^a, F. Micheli ^{a,b}, S. Nourbakhsh ^{a,b}, G. Organtini ^{a,b}, R. Paramatti ^a, S. Rahatlou ^{a,b}, C. Rovelli ^a, L. Soffi ^{a,b}

^a INFN Sezione di Roma, Roma, Italy

^b Università di Roma, Roma, Italy

N. Amapane^{a,b}, R. Arcidiacono^{a,c}, S. Argiro^{a,b}, M. Arneodo^{a,c}, R. Bellan^{a,b}, C. Biino^a, N. Cartiglia^a, S. Casasso^{a,b}, M. Costa^{a,b}, A. Degano^{a,b}, N. Demaria^a, C. Mariotti^a, S. Maselli^a, E. Migliore^{a,b}, V. Monaco^{a,b}, M. Musich^a, M.M. Obertino^{a,c}, G. Ortona^{a,b}, L. Pacher^{a,b}, N. Pastrone^a, M. Pelliccioni^{a,2}, A. Potenza^{a,b}, A. Romero^{a,b}, M. Ruspa^{a,c}, R. Sacchi^{a,b}, A. Solano^{a,b}, A. Staiano^a, U. Tamponi^a

^a INFN Sezione di Torino, Torino, Italy

^b Università di Torino, Torino, Italy

^c Università del Piemonte Orientale (Novara), Torino, Italy

S. Belforte^a, V. Candelise^{a,b}, M. Casarsa^a, F. Cossutti^{a,2}, G. Della Ricca^{a,b}, B. Gobbo^a, C. La Licata^{a,b}, M. Marone^{a,b}, D. Montanino^{a,b}, A. Penzo^a, A. Schizzi^{a,b}, T. Umer^{a,b}, A. Zanetti^a

^a INFN Sezione di Trieste, Trieste, Italy

^b Università di Trieste, Trieste, Italy

S. Chang, T.Y. Kim, S.K. Nam

Kangwon National University, Chunchon, Republic of Korea

D.H. Kim, G.N. Kim, J.E. Kim, D.J. Kong, S. Lee, Y.D. Oh, H. Park, D.C. Son

Kyungpook National University, Daegu, Republic of Korea

J.Y. Kim, Zero J. Kim, S. Song

Chonnam National University, Institute for Universe and Elementary Particles, Kwangju, Republic of Korea

S. Choi, D. Gyun, B. Hong, M. Jo, H. Kim, T.J. Kim, K.S. Lee, S.K. Park, Y. Roh

Korea University, Seoul, Republic of Korea

M. Choi, J.H. Kim, C. Park, I.C. Park, S. Park, G. Ryu

University of Seoul, Seoul, Republic of Korea

Y. Choi, Y.K. Choi, J. Goh, M.S. Kim, E. Kwon, B. Lee, J. Lee, S. Lee, H. Seo, I. Yu

Sungkyunkwan University, Suwon, Republic of Korea

I. Grigelionis, A. Juodagalvis

Vilnius University, Vilnius, Lithuania

H. Castilla-Valdez, E. De La Cruz-Burelo, I. Heredia-de La Cruz³⁴, R. Lopez-Fernandez, J. Martínez-Ortega, A. Sanchez-Hernandez, L.M. Villasenor-Cendejas

Centro de Investigacion y de Estudios Avanzados del IPN, Mexico City, Mexico

S. Carrillo Moreno, F. Vazquez Valencia

Universidad Iberoamericana, Mexico City, Mexico

H.A. Salazar Ibarquen

Benemerita Universidad Autonoma de Puebla, Puebla, Mexico

E. Casimiro Linares, A. Morelos Pineda

Universidad Autónoma de San Luis Potosí, San Luis Potosí, Mexico

D. Krofcheck

University of Auckland, Auckland, New Zealand

P.H. Butler, R. Doesburg, S. Reucroft, H. Silverwood

University of Canterbury, Christchurch, New Zealand

M. Ahmad, M.I. Asghar, J. Butt, H.R. Hoorani, S. Khalid, W.A. Khan, T. Khurshid, S. Qazi, M.A. Shah, M. Shoab

National Centre for Physics, Quaid-I-Azam University, Islamabad, Pakistan

H. Bialkowska, B. Boimska, T. Frueboes, M. Górski, M. Kazana, K. Nawrocki, K. Romanowska-Rybinska, M. Szleper, G. Wrochna, P. Zalewski

National Centre for Nuclear Research, Swierk, Poland

G. Brona, K. Bunkowski, M. Cwiok, W. Dominik, K. Doroba, A. Kalinowski, M. Konecki, J. Krolikowski, M. Misiura, W. Wolszczak

Institute of Experimental Physics, Faculty of Physics, University of Warsaw, Warsaw, Poland

N. Almeida, P. Bargassa, C. Beirão Da Cruz E Silva, P. Faccioli, P.G. Ferreira Parracho, M. Gallinaro, F. Nguyen, J. Rodrigues Antunes, J. Seixas², J. Varela, P. Vischia

Laboratório de Instrumentação e Física Experimental de Partículas, Lisboa, Portugal

S. Afanasiev, P. Bunin, M. Gavrilenko, I. Golutvin, I. Gorbunov, A. Kamenev, V. Karjavin, V. Konoplyanikov, A. Lanev, A. Malakhov, V. Matveev, P. Moisenz, V. Palichik, V. Perelygin, S. Shmatov, N. Skatchkov, V. Smirnov, A. Zarubin

Joint Institute for Nuclear Research, Dubna, Russia

S. Evstyukhin, V. Golovtsov, Y. Ivanov, V. Kim, P. Levchenko, V. Murzin, V. Oreshkin, I. Smirnov, V. Sulimov, L. Uvarov, S. Vavilov, A. Vorobyev, An. Vorobyev

Petersburg Nuclear Physics Institute, Gatchina (St. Petersburg), Russia

Yu. Andreev, A. Dermenev, S. Gninenko, N. Golubev, M. Kirsanov, N. Krasnikov, A. Pashenkov, D. Tlisov, A. Toropin

Institute for Nuclear Research, Moscow, Russia

V. Epshteyn, V. Gavrilov, N. Lychkovskaya, V. Popov, G. Safronov, S. Semenov, A. Spiridonov, V. Stolin, E. Vlasov, A. Zhokin

Institute for Theoretical and Experimental Physics, Moscow, Russia

V. Andreev, M. Azarkin, I. Dremin, M. Kirakosyan, A. Leonidov, G. Mesyats, S.V. Rusakov, A. Vinogradov

P.N. Lebedev Physical Institute, Moscow, Russia

A. Belyaev, E. Boos, M. Dubinin⁷, L. Dudko, A. Ershov, A. Gribushin, V. Klyukhin, O. Kodolova, I. Lokhtin, A. Markina, S. Obraztsov, S. Petrushanko, V. Savrin, A. Snigirev

Skobeltsyn Institute of Nuclear Physics, Lomonosov Moscow State University, Moscow, Russia

I. Azhgirey, I. Bayshev, S. Bitiukov, V. Kachanov, A. Kalinin, D. Konstantinov, V. Krychkine, V. Petrov, R. Ryutin, A. Sobol, L. Tourtchanovitch, S. Troshin, N. Tyurin, A. Uzunian, A. Volkov

State Research Center of Russian Federation, Institute for High Energy Physics, Protvino, Russia

P. Adzic³⁵, M. Djordjevic, M. Ekmedzic, J. Milosevic

University of Belgrade, Faculty of Physics and Vinca Institute of Nuclear Sciences, Belgrade, Serbia

M. Aguilar-Benitez, J. Alcaraz Maestre, C. Battilana, E. Calvo, M. Cerrada, M. Chamizo Llatas², N. Colino, B. De La Cruz, A. Delgado Peris, D. Domínguez Vázquez, C. Fernandez Bedoya, J.P. Fernández Ramos, A. Ferrando, J. Flix, M.C. Fouz, P. Garcia-Abia, O. Gonzalez Lopez, S. Goy Lopez, J.M. Hernandez, M.I. Josa, G. Merino, E. Navarro De Martino, J. Puerta Pelayo, A. Quintario Olmeda, I. Redondo, L. Romero, M.S. Soares, C. Willmott

Centro de Investigaciones Energéticas Medioambientales y Tecnológicas (CIEMAT), Madrid, Spain

C. Albajar, J.F. de Trocóniz

Universidad Autónoma de Madrid, Madrid, Spain

H. Brun, J. Cuevas, J. Fernandez Menendez, S. Folgueras, I. Gonzalez Caballero, L. Lloret Iglesias

Universidad de Oviedo, Oviedo, Spain

J.A. Brochero Cifuentes, I.J. Cabrillo, A. Calderon, S.H. Chuang, J. Duarte Campderros, M. Fernandez, G. Gomez, J. Gonzalez Sanchez, A. Graziano, A. Lopez Virto, J. Marco, R. Marco, C. Martinez Rivero, F. Matorras, F.J. Munoz Sanchez, J. Piedra Gomez, T. Rodrigo, A.Y. Rodríguez-Marrero, A. Ruiz-Jimeno, L. Scodellaro, I. Vila, R. Vilar Cortabitarte

Instituto de Física de Cantabria (IFCA), CSIC–Universidad de Cantabria, Santander, Spain

D. Abbaneo, E. Auffray, G. Auzinger, M. Bachtis, P. Baillon, A.H. Ball, D. Barney, J. Bendavid, J.F. Benitez, C. Bernet⁸, G. Bianchi, P. Bloch, A. Bocci, A. Bonato, O. Bondu, C. Botta, H. Breuker, T. Camporesi, G. Cerminara, T. Christiansen, J.A. Coarasa Perez, S. Colafranceschi³⁶, M. D’Alfonso, D. d’Enterria, A. Dabrowski, A. David, F. De Guio, A. De Roeck, S. De Visscher, S. Di Guida, M. Dobson, N. Dupont-Sagorin, A. Elliott-Peisert, J. Eugster, G. Franzoni, W. Funk, M. Giffels, D. Gigi, K. Gill, D. Giordano, M. Girone, M. Giunta, F. Glege, R. Gomez-Reino Garrido, S. Gowdy, R. Guida, J. Hammer, M. Hansen, P. Harris, C. Hartl, A. Hinzmann, V. Innocente, P. Janot, E. Karavakis, K. Kousouris, K. Krajczar, P. Lecoq, Y.-J. Lee, C. Lourenço, N. Magini, L. Malgeri, M. Mannelli, L. Masetti, F. Meijers, S. Mersi, E. Meschi, M. Mulders, P. Musella, L. Orsini, E. Palencia Cortezon, E. Perez, L. Perrozzi, A. Petrilli, G. Petrucciani, A. Pfeiffer, M. Pierini, M. Pimiä, D. Piparo, M. Plagge, L. Quertenmont, A. Racz, W. Reece, G. Rolandi³⁷, M. Rovere, H. Sakulin, F. Santanastasio, C. Schäfer, C. Schwick, S. Sekmen, A. Sharma, P. Siegrist, P. Silva, M. Simon, P. Sphicas³⁸, D. Spiga, J. Steggemann, B. Stieger, M. Stoye, A. Tsirou, G.I. Veres²², J.R. Vlimant, H.K. Wöhri, W.D. Zeuner

CERN, European Organization for Nuclear Research, Geneva, Switzerland

W. Bertl, K. Deiters, W. Erdmann, K. Gabathuler, R. Horisberger, Q. Ingram, H.C. Kaestli, S. König, D. Kotlinski, U. Langenegger, D. Renker, T. Rohe

Paul Scherrer Institut, Villigen, Switzerland

F. Bachmair, L. Bäni, L. Bianchini, P. Bortignon, M.A. Buchmann, B. Casal, N. Chanon, A. Deisher, G. Dissertori, M. Dittmar, M. Donegà, M. Dünser, P. Eller, K. Freudenreich, C. Grab, D. Hits, P. Lecomte, W. Lustermann, B. Mangano, A.C. Marini, P. Martinez Ruiz del Arbol, D. Meister, N. Mohr, F. Moortgat, C. Nägeli³⁹, P. Nef, F. Nessi-Tedaldi, F. Pandolfi, L. Pape, F. Pauss, M. Peruzzi, M. Quittnat, F.J. Ronga, M. Rossini, L. Sala, A.K. Sanchez, A. Starodumov⁴⁰, M. Takahashi, L. Tauscher[†], K. Theofilatos, D. Treille, R. Wallny, H.A. Weber

Institute for Particle Physics, ETH Zurich, Zurich, Switzerland

C. Amsler⁴¹, V. Chiochia, A. De Cosa, C. Favaro, M. Ivova Rikova, B. Kilminster, B. Millan Mejias, J. Ngadiuba, P. Robmann, H. Snoek, S. Taroni, M. Verzetti, Y. Yang

Universität Zürich, Zurich, Switzerland

M. Cardaci, K.H. Chen, C. Ferro, C.M. Kuo, S.W. Li, W. Lin, Y.J. Lu, R. Volpe, S.S. Yu

National Central University, Chung-Li, Taiwan

P. Bartalini, P. Chang, Y.H. Chang, Y.W. Chang, Y. Chao, K.F. Chen, C. Dietz, U. Grundler, W.-S. Hou, Y. Hsiung, K.Y. Kao, Y.J. Lei, Y.F. Liu, R.-S. Lu, D. Majumder, E. Petrakou, X. Shi, J.G. Shiu, Y.M. Tzeng, M. Wang

National Taiwan University (NTU), Taipei, Taiwan

B. Asavapibhop, N. Suwonjandee

Chulalongkorn University, Bangkok, Thailand

A. Adiguzel, M.N. Bakirci⁴², S. Cerci⁴³, C. Dozen, I. Dumanoglu, E. Eskut, S. Girgis, G. Gokbulut, E. Gurpinar, I. Hos, E.E. Kangal, A. Kayis Topaksu, G. Onengut⁴⁴, K. Ozdemir, S. Ozturk⁴², A. Polatoz, K. Sogut⁴⁵, D. Sunar Cerci⁴³, B. Tali⁴³, H. Topakli⁴², M. Vergili

Cukurova University, Adana, Turkey

I.V. Akin, T. Aliev, B. Bilin, S. Bilmis, M. Deniz, H. Gamsizkan, A.M. Guler, G. Karapinar⁴⁶, K. Ocalan, A. Ozpineci, M. Serin, R. Sever, U.E. Surat, M. Yalvac, M. Zeyrek

Middle East Technical University, Physics Department, Ankara, Turkey

E. Gülmez, B. Isildak⁴⁷, M. Kaya⁴⁸, O. Kaya⁴⁸, S. Ozkorucuklu⁴⁹, N. Sonmez⁵⁰

Bogazici University, Istanbul, Turkey

H. Bahtiyar⁵¹, E. Barlas, K. Cankocak, Y.O. Günaydin⁵², F.I. Vardarli, M. Yücel

Istanbul Technical University, Istanbul, Turkey

L. Levchuk, P. Sorokin

National Scientific Center, Kharkov Institute of Physics and Technology, Kharkov, Ukraine

J.J. Brooke, E. Clement, D. Cussans, H. Flacher, R. Frazier, J. Goldstein, M. Grimes, G.P. Heath, H.F. Heath, J. Jacob, L. Kreczko, C. Lucas, Z. Meng, S. Metson, D.M. Newbold⁵³, K. Nirunpong, S. Paramesvaran, A. Poll, S. Senkin, V.J. Smith, T. Williams

University of Bristol, Bristol, United Kingdom

K.W. Bell, A. Belyaev⁵⁴, C. Brew, R.M. Brown, D.J.A. Cockerill, J.A. Coughlan, K. Harder, S. Harper, J. Ilic, E. Olaiya, D. Petyt, B.C. Radburn-Smith, C.H. Shepherd-Themistocleous, A. Thea, I.R. Tomalin, W.J. Womersley, S.D. Worm

Rutherford Appleton Laboratory, Didcot, United Kingdom

R. Bainbridge, O. Buchmuller, D. Burton, D. Colling, N. Cripps, M. Cutajar, P. Dauncey, G. Davies, M. Della Negra, W. Ferguson, J. Fulcher, D. Futyan, A. Gilbert, A. Guneratne Bryer, G. Hall, Z. Hatherell, J. Hays, G. Iles, M. Jarvis, G. Karapostoli, M. Kenzie, R. Lane, R. Lucas⁵³, L. Lyons, A.-M. Magnan, J. Marrouche, B. Mathias, R. Nandi, J. Nash, A. Nikitenko⁴⁰, J. Pela, M. Pesaresi, K. Petridis, M. Pioppi⁵⁵, D.M. Raymond, S. Rogerson, A. Rose, C. Seez, P. Sharp[†], A. Sparrow, A. Tapper, M. Vazquez Acosta, T. Virdee, S. Wakefield, N. Wardle

Imperial College, London, United Kingdom

M. Chadwick, J.E. Cole, P.R. Hobson, A. Khan, P. Kyberd, D. Leggat, D. Leslie, W. Martin, I.D. Reid, P. Symonds, L. Teodorescu, M. Turner

Brunel University, Uxbridge, United Kingdom

J. Dittmann, K. Hatakeyama, A. Kasmi, H. Liu, T. Scarborough

Baylor University, Waco, USA

O. Charaf, S.I. Cooper, C. Henderson, P. Rumerio

The University of Alabama, Tuscaloosa, USA

A. Avetisyan, T. Bose, C. Fantasia, A. Heister, P. Lawson, D. Lazic, J. Rohlf, D. Sperka, J. St. John, L. Sulak

Boston University, Boston, USA

J. Alimena, S. Bhattacharya, G. Christopher, D. Cutts, Z. Demiragli, A. Ferapontov, A. Garabedian, U. Heintz, S. Jabeen, G. Kukartsev, E. Laird, G. Landsberg, M. Luk, M. Narain, M. Segala, T. Sinthuprasith, T. Speer

Brown University, Providence, USA

R. Breedon, G. Breto, M. Calderon De La Barca Sanchez, S. Chauhan, M. Chertok, J. Conway, R. Conway, P.T. Cox, R. Erbacher, M. Gardner, W. Ko, A. Kopecky, R. Lander, T. Miceli, D. Pellett, J. Pilot, F. Ricci-Tam, B. Rutherford, M. Searle, S. Shalhout, J. Smith, M. Squires, M. Tripathi, S. Wilbur, R. Yohay

University of California, Davis, Davis, USA

V. Andreev, D. Cline, R. Cousins, S. Erhan, P. Everaerts, C. Farrell, M. Felcini, J. Hauser, M. Ignatenko, C. Jarvis, G. Rakness, P. Schlein[†], E. Takasugi, P. Traczyk, V. Valuev, M. Weber

University of California, Los Angeles, USA

J. Babb, R. Clare, J. Ellison, J.W. Gary, G. Hanson, J. Heilman, P. Jandir, F. Lacroix, H. Liu, O.R. Long, A. Luthra, M. Malberti, H. Nguyen, A. Shrinivas, J. Sturdy, S. Sumowidagdo, R. Wilken, S. Wimpenny

University of California, Riverside, Riverside, USA

W. Andrews, J.G. Branson, G.B. Cerati, S. Cittolin, R.T. D’Agnolo, D. Evans, A. Holzner, R. Kelley, M. Lebourgeois, J. Letts, I. Macneill, S. Padhi, C. Palmer, M. Pieri, M. Sani, V. Sharma, S. Simon, E. Sudano, M. Tadel, Y. Tu, A. Vartak, S. Wasserbaech⁵⁶, F. Würthwein, A. Yagil, J. Yoo

University of California, San Diego, La Jolla, USA

D. Barge, C. Campagnari, T. Danielson, K. Flowers, P. Geffert, C. George, F. Golf, J. Incandela, C. Justus, D. Kovalskyi, V. Krutelyov, R. Magaña Villalba, N. Mccoll, V. Pavlunin, J. Richman, R. Rossin, D. Stuart, W. To, C. West

University of California, Santa Barbara, Santa Barbara, USA

A. Apresyan, A. Bornheim, J. Bunn, Y. Chen, E. Di Marco, J. Duarte, D. Kcira, Y. Ma, A. Mott, H.B. Newman, C. Pena, C. Rogan, M. Spiropulu, V. Timciuc, R. Wilkinson, S. Xie, R.Y. Zhu

California Institute of Technology, Pasadena, USA

V. Azzolini, A. Calamba, R. Carroll, T. Ferguson, Y. Iiyama, D.W. Jang, M. Paulini, J. Russ, H. Vogel, I. Vorobiev

Carnegie Mellon University, Pittsburgh, USA

J.P. Cumalat, B.R. Drell, W.T. Ford, A. Gaz, E. Luiggi Lopez, U. Nauenberg, J.G. Smith, K. Stenson, K.A. Ulmer, S.R. Wagner

University of Colorado at Boulder, Boulder, USA

J. Alexander, A. Chatterjee, N. Eggert, L.K. Gibbons, W. Hopkins, A. Khukhunaishvili, B. Kreis, N. Mirman, G. Nicolas Kaufman, J.R. Patterson, A. Ryd, E. Salvati, W. Sun, W.D. Teo, J. Thom, J. Thompson, J. Tucker, Y. Weng, L. Winstrom, P. Wittich

Cornell University, Ithaca, USA

D. Winn

Fairfield University, Fairfield, USA

S. Abdullin, M. Albrow, J. Anderson, G. Apollinari, L.A.T. Bauerdick, A. Beretvas, J. Berryhill, P.C. Bhat, K. Burkett, J.N. Butler, V. Chetluru, H.W.K. Cheung, F. Chlebana, S. Cihangir, V.D. Elvira, I. Fisk, J. Freeman, Y. Gao, E. Gottschalk, L. Gray, D. Green, O. Gutsche, D. Hare, R.M. Harris, J. Hirschauer, B. Hooberman, S. Jindariani, M. Johnson, U. Joshi, K. KAADZE, B. Klima, S. Kunori, S. Kwan, J. Linacre, D. Lincoln, R. Lipton, J. Lykken, K. Maeshima, J.M. Marraffino, V.I. Martinez Outschoorn, S. Maruyama, D. Mason, P. McBride, K. Mishra, S. Mrenna, Y. Musienko⁵⁷, C. Newman-Holmes, V. O’Dell, O. Prokofyev, N. Ratnikova, E. Sexton-Kennedy, S. Sharma, W.J. Spalding, L. Spiegel, L. Taylor, S. Tkaczyk, N.V. Tran, L. Uplegger, E.W. Vaandering, R. Vidal, J. Whitmore, W. Wu, F. Yang, J.C. Yun

Fermi National Accelerator Laboratory, Batavia, USA

D. Acosta, P. Avery, D. Bourilkov, T. Cheng, S. Das, M. De Gruttola, G.P. Di Giovanni, D. Dobur, A. Drozdetskiy, R.D. Field, M. Fisher, Y. Fu, I.K. Furic, J. Hugon, B. Kim, J. Konigsberg, A. Korytov, A. Kropivnitskaya, T. Kypreos, J.F. Low, K. Matchev, P. Milenovic⁵⁸, G. Mitselmakher, L. Muniz, A. Rinkevicius, N. Skhirtladze, M. Snowball, J. Yelton, M. Zakaria

University of Florida, Gainesville, USA

V. Gaultney, S. Hewamanage, S. Linn, P. Markowitz, G. Martinez, J.L. Rodriguez

Florida International University, Miami, USA

T. Adams, A. Askew, J. Bochenek, J. Chen, B. Diamond, J. Haas, S. Hagopian, V. Hagopian, K.F. Johnson, H. Prosper, V. Veeraraghavan, M. Weinberg

Florida State University, Tallahassee, USA

M.M. Baarmand, B. Dorney, M. Hohlmann, H. Kalakhety, F. Yumiceva

Florida Institute of Technology, Melbourne, USA

M.R. Adams, L. Apanasevich, V.E. Bazterra, R.R. Betts, I. Bucinskaite, J. Callner, R. Cavanaugh, O. Evdokimov, L. Gauthier, C.E. Gerber, D.J. Hofman, S. Khalatyan, P. Kurt, D.H. Moon, C. O'Brien, C. Silkworth, D. Strom, P. Turner, N. Varelas

University of Illinois at Chicago (UIC), Chicago, USA

U. Akgun, E.A. Albayrak⁵¹, B. Bilki⁵⁹, W. Clarida, K. Dilsiz, F. Duru, J.-P. Merlo, H. Mermerkaya⁶⁰, A. Mestvirishvili, A. Moeller, J. Nachtman, H. Ogul, Y. Onel, F. Ozok⁵¹, S. Sen, P. Tan, E. Tiras, J. Wetzel, T. Yetkin⁶¹, K. Yi

The University of Iowa, Iowa City, USA

B.A. Barnett, B. Blumenfeld, S. Bolognesi, A.V. Gritsan, P. Maksimovic, C. Martin, M. Swartz, A. Whitbeck

Johns Hopkins University, Baltimore, USA

P. Baringer, A. Bean, G. Benelli, R.P. Kenny III, M. Murray, D. Noonan, S. Sanders, J. Sekaric, R. Stringer, J.S. Wood

The University of Kansas, Lawrence, USA

A.F. Barfuss, I. Chakaberia, A. Ivanov, S. Khalil, M. Makouski, Y. Maravin, L.K. Saini, S. Shrestha, I. Svintradze

Kansas State University, Manhattan, USA

J. Gronberg, D. Lange, F. Rebassoo, D. Wright

Lawrence Livermore National Laboratory, Livermore, USA

A. Baden, B. Calvert, S.C. Eno, J.A. Gomez, N.J. Hadley, R.G. Kellogg, T. Kolberg, Y. Lu, M. Marionneau, A.C. Mignerey, K. Pedro, A. Skuja, J. Temple, M.B. Tonjes, S.C. Tonwar

University of Maryland, College Park, USA

A. Apyan, G. Bauer, W. Busza, I.A. Cali, M. Chan, L. Di Matteo, V. Dutta, G. Gomez Ceballos, M. Goncharov, D. Gulhan, Y. Kim, M. Klute, Y.S. Lai, A. Levin, P.D. Luckey, T. Ma, S. Nahn, C. Paus, D. Ralph, C. Roland, G. Roland, G.S.F. Stephans, F. Stöckli, K. Sumorok, D. Velicanu, J. Veverka, R. Wolf, B. Wyslouch, M. Yang, Y. Yilmaz, A.S. Yoon, M. Zanetti, V. Zhukova

Massachusetts Institute of Technology, Cambridge, USA

B. Dahmes, A. De Benedetti, A. Gude, S.C. Kao, K. Klapoetke, Y. Kubota, J. Mans, N. Pastika, R. Rusack, A. Singovsky, N. Tambe, J. Turkewitz

University of Minnesota, Minneapolis, USA

J.G. Acosta, L.M. Cremaldi, R. Kroeger, S. Oliveros, L. Perera, R. Rahmat, D.A. Sanders, D. Summers

University of Mississippi, Oxford, USA

E. Avdeeva, K. Bloom, S. Bose, D.R. Claes, A. Dominguez, R. Gonzalez Suarez, J. Keller, I. Kravchenko, J. Lazo-Flores, S. Malik, F. Meier, G.R. Snow

University of Nebraska–Lincoln, Lincoln, USA

J. Dolen, A. Godshalk, I. Iashvili, S. Jain, A. Kharchilava, A. Kumar, S. Rappoccio, Z. Wan

State University of New York at Buffalo, Buffalo, USA

G. Alverson*, E. Barberis, D. Baumgartel, M. Chasco, J. Haley, A. Massironi, D. Nash, T. Orimoto, D. Trocino, D. Wood, J. Zhang

Northeastern University, Boston, USA

A. Anastassov, K.A. Hahn, A. Kubik, L. Lusito, N. Mucia, N. Odell, B. Pollack, A. Pozdnyakov, M. Schmitt, S. Stoynev, K. Sung, M. Velasco, S. Won

Northwestern University, Evanston, USA

D. Berry, A. Brinkerhoff, K.M. Chan, M. Hildreth, C. Jessop, D.J. Karmgard, J. Kolb, K. Lannon, W. Luo, S. Lynch, N. Marinelli, D.M. Morse, T. Pearson, M. Planer, R. Ruchti, J. Slaunwhite, N. Valls, M. Wayne, M. Wolf

University of Notre Dame, Notre Dame, USA

L. Antonelli, B. Bylsma, L.S. Durkin, S. Flowers, C. Hill, R. Hughes, K. Kotov, T.Y. Ling, D. Puigh, M. Rodenburg, G. Smith, C. Vuosalo, B.L. Winer, H. Wolfe, H.W. Wulsin

The Ohio State University, Columbus, USA

E. Berry, P. Elmer, V. Halyo, P. Hebda, J. Hegeman, A. Hunt, P. Jindal, S.A. Koay, P. Lujan, D. Marlow, T. Medvedeva, M. Mooney, J. Olsen, P. Piroué, X. Quan, A. Raval, H. Saka, D. Stickland, C. Tully, J.S. Werner, S.C. Zenz, A. Zuranski

Princeton University, Princeton, USA

E. Brownson, A. Lopez, H. Mendez, J.E. Ramirez Vargas

University of Puerto Rico, Mayaguez, USA

E. Alagoz, D. Benedetti, G. Bolla, D. Bortoletto, M. De Mattia, A. Everett, Z. Hu, M. Jones, K. Jung, M. Kress, N. Leonardo, D. Lopes Pegna, V. Maroussov, P. Merkel, D.H. Miller, N. Neumeister, I. Shipsey, D. Silvers, A. Svyatkovskiy, F. Wang, W. Xie, L. Xu, H.D. Yoo, J. Zablocki, Y. Zheng

Purdue University, West Lafayette, USA

N. Parashar

Purdue University Calumet, Hammond, USA

A. Adair, B. Akgun, K.M. Ecklund, F.J.M. Geurts, W. Li, B. Michlin, B.P. Padley, R. Redjimi, J. Roberts, J. Zabel

Rice University, Houston, USA

B. Betchart, A. Bodek, R. Covarelli, P. de Barbaro, R. Demina, Y. Eshaq, T. Ferbel, A. Garcia-Bellido, P. Goldenzweig, J. Han, A. Harel, D.C. Miner, G. Petrillo, D. Vishnevskiy, M. Zielinski

University of Rochester, Rochester, USA

A. Bhatti, R. Ciesielski, L. Demortier, K. Goulios, G. Lungu, S. Malik, C. Mesropian

The Rockefeller University, New York, USA

S. Arora, A. Barker, J.P. Chou, C. Contreras-Campana, E. Contreras-Campana, D. Duggan, D. Ferencek, Y. Gershtein, R. Gray, E. Halkiadakis, D. Hidas, A. Lath, S. Panwalkar, M. Park, R. Patel, V. Rekovic, J. Robles, S. Salur, S. Schnetzer, C. Seitz, S. Somalwar, R. Stone, S. Thomas, P. Thomassen, M. Walker

Rutgers, The State University of New Jersey, Piscataway, USA

K. Rose, S. Spanier, Z.C. Yang, A. York

University of Tennessee, Knoxville, USA

O. Bouhali⁶², R. Eusebi, W. Flanagan, J. Gilmore, T. Kamon⁶³, V. Khotilovich, R. Montalvo, I. Osipenko, Y. Pakhotin, A. Perloff, J. Roe, A. Safonov, T. Sakuma, I. Suarez, A. Tatarinov, D. Toback

Texas A&M University, College Station, USA

N. Akchurin, C. Cowden, J. Damgov, C. Dragoiu, P.R. Duderod, K. Kovitanggoon, S.W. Lee, T. Libeiro, I. Volobouev

Texas Tech University, Lubbock, USA

E. Appelt, A.G. Delannoy, S. Greene, A. Gurrola, W. Johns, C. Maguire, Y. Mao, A. Melo, M. Sharma, P. Sheldon, B. Snook, S. Tuo, J. Velkovska

Vanderbilt University, Nashville, USA

M.W. Arenton, S. Boutle, B. Cox, B. Francis, J. Goodell, R. Hirosky, A. Ledovskoy, C. Lin, C. Neu, J. Wood

University of Virginia, Charlottesville, USA

S. Gollapinni, R. Harr, P.E. Karchin, C. Kottachchi Kankanamge Don, P. Lamichhane, A. Sakharov

Wayne State University, Detroit, USA

D.A. Belknap, L. Borrello, D. Carlsmith, M. Cepeda, S. Dasu, S. Duric, E. Friis, M. Grothe, R. Hall-Wilton, M. Herndon, A. Hervé, P. Klabbers, J. Klukas, A. Lanaro, R. Loveless, A. Mohapatra, I. Ojalvo, T. Perry, G.A. Pierro, G. Polese, I. Ross, T. Sarangi, A. Savin, W.H. Smith, J. Swanson

University of Wisconsin, Madison, USA

* Corresponding author.

E-mail address: George.Alverson@cern.ch (G. Alverson).

† Deceased.

¹ Also at Vienna University of Technology, Vienna, Austria.

² Also at CERN, European Organization for Nuclear Research, Geneva, Switzerland.

³ Also at Institut Pluridisciplinaire Hubert Curien, Université de Strasbourg, Université de Haute Alsace Mulhouse, CNRS/IN2P3, Strasbourg, France.

⁴ Also at National Institute of Chemical Physics and Biophysics, Tallinn, Estonia.

⁵ Also at Skobeltsyn Institute of Nuclear Physics, Lomonosov Moscow State University, Moscow, Russia.

⁶ Also at Universidade Estadual de Campinas, Campinas, Brazil.

⁷ Also at California Institute of Technology, Pasadena, USA.

⁸ Also at Laboratoire Leprince-Ringuet, Ecole Polytechnique, IN2P3–CNRS, Palaiseau, France.

⁹ Also at Zewail City of Science and Technology, Zewail, Egypt.

¹⁰ Also at Suez Canal University, Suez, Egypt.

¹¹ Also at Cairo University, Cairo, Egypt.

¹² Also at Fayoum University, El-Fayoum, Egypt.

¹³ Also at British University in Egypt, Cairo, Egypt.

¹⁴ Now at Ain Shams University, Cairo, Egypt.

¹⁵ Also at National Centre for Nuclear Research, Swierk, Poland.

¹⁶ Also at Université de Haute Alsace, Mulhouse, France.

¹⁷ Also at Universidad de Antioquia, Medellín, Colombia.

¹⁸ Also at Joint Institute for Nuclear Research, Dubna, Russia.

¹⁹ Also at Brandenburg University of Technology, Cottbus, Germany.

²⁰ Also at The University of Kansas, Lawrence, USA.

²¹ Also at Institute of Nuclear Research ATOMKI, Debrecen, Hungary.

²² Also at Eötvös Loránd University, Budapest, Hungary.

²³ Also at Tata Institute of Fundamental Research – EHEP, Mumbai, India.

²⁴ Also at Tata Institute of Fundamental Research – HECR, Mumbai, India.

- ²⁵ Now at King Abdulaziz University, Jeddah, Saudi Arabia.
- ²⁶ Also at University of Visva-Bharati, Santiniketan, India.
- ²⁷ Also at University of Ruhuna, Matara, Sri Lanka.
- ²⁸ Also at Isfahan University of Technology, Isfahan, Iran.
- ²⁹ Also at Sharif University of Technology, Tehran, Iran.
- ³⁰ Also at Plasma Physics Research Center, Science and Research Branch, Islamic Azad University, Tehran, Iran.
- ³¹ Also at Università degli Studi di Siena, Siena, Italy.
- ³² Also at Centre National de la Recherche Scientifique (CNRS) – IN2P3, Paris, France.
- ³³ Also at Purdue University, West Lafayette, USA.
- ³⁴ Also at Universidad Michoacana de San Nicolas de Hidalgo, Morelia, Mexico.
- ³⁵ Also at Faculty of Physics, University of Belgrade, Belgrade, Serbia.
- ³⁶ Also at Facoltà Ingegneria, Università di Roma, Roma, Italy.
- ³⁷ Also at Scuola Normale e Sezione dell'INFN, Pisa, Italy.
- ³⁸ Also at University of Athens, Athens, Greece.
- ³⁹ Also at Paul Scherrer Institut, Villigen, Switzerland.
- ⁴⁰ Also at Institute for Theoretical and Experimental Physics, Moscow, Russia.
- ⁴¹ Also at Albert Einstein Center for Fundamental Physics, Bern, Switzerland.
- ⁴² Also at Gaziosmanpasa University, Tokat, Turkey.
- ⁴³ Also at Adiyaman University, Adiyaman, Turkey.
- ⁴⁴ Also at Cag University, Mersin, Turkey.
- ⁴⁵ Also at Mersin University, Mersin, Turkey.
- ⁴⁶ Also at Izmir Institute of Technology, Izmir, Turkey.
- ⁴⁷ Also at Ozyegin University, Istanbul, Turkey.
- ⁴⁸ Also at Kafkas University, Kars, Turkey.
- ⁴⁹ Also at Suleyman Demirel University, Isparta, Turkey.
- ⁵⁰ Also at Ege University, Izmir, Turkey.
- ⁵¹ Also at Mimar Sinan University, Istanbul, Istanbul, Turkey.
- ⁵² Also at Kahramanmaraş Sütcü Imam University, Kahramanmaraş, Turkey.
- ⁵³ Also at Rutherford Appleton Laboratory, Didcot, United Kingdom.
- ⁵⁴ Also at School of Physics and Astronomy, University of Southampton, Southampton, United Kingdom.
- ⁵⁵ Also at INFN Sezione di Perugia; Università di Perugia, Perugia, Italy.
- ⁵⁶ Also at Utah Valley University, Orem, USA.
- ⁵⁷ Also at Institute for Nuclear Research, Moscow, Russia.
- ⁵⁸ Also at University of Belgrade, Faculty of Physics and Vinca Institute of Nuclear Sciences, Belgrade, Serbia.
- ⁵⁹ Also at Argonne National Laboratory, Argonne, USA.
- ⁶⁰ Also at Erzincan University, Erzincan, Turkey.
- ⁶¹ Also at Yildiz Technical University, Istanbul, Turkey.
- ⁶² Also at Texas A&M University at Qatar, Doha, Qatar.
- ⁶³ Also at Kyungpook National University, Daegu, Republic of Korea.