



# Measurement of the $\Lambda_b$ cross section and the $\bar{\Lambda}_b$ to $\Lambda_b$ ratio with $J/\psi \Lambda$ decays in pp collisions at $\sqrt{s} = 7$ TeV<sup>☆</sup>

CMS Collaboration<sup>\*</sup>

CERN, Switzerland

## ARTICLE INFO

### Article history:

Received 4 May 2012

Received in revised form 25 May 2012

Accepted 29 May 2012

Available online 1 June 2012

Editor: M. Doser

### Keywords:

CMS

B physics

## ABSTRACT

The  $\Lambda_b$  differential production cross section and the cross section ratio  $\sigma(\bar{\Lambda}_b)/\sigma(\Lambda_b)$  are measured as functions of transverse momentum  $p_T^{\Lambda_b}$  and rapidity  $|y^{\Lambda_b}|$  in pp collisions at  $\sqrt{s} = 7$  TeV using data collected by the CMS experiment at the LHC. The measurements are based on  $\Lambda_b$  decays reconstructed in the exclusive final state  $J/\psi \Lambda$ , with the subsequent decays  $J/\psi \rightarrow \mu^+ \mu^-$  and  $\Lambda \rightarrow p\pi$ , using a data sample corresponding to an integrated luminosity of  $1.9 \text{ fb}^{-1}$ . The product  $\sigma(\Lambda_b) \times \mathcal{B}(\Lambda_b \rightarrow J/\psi \Lambda)$  versus  $p_T^{\Lambda_b}$  falls faster than that of b mesons. The measured value of  $\sigma(\Lambda_b) \times \mathcal{B}(\Lambda_b \rightarrow J/\psi \Lambda)$  for  $p_T^{\Lambda_b} > 10$  GeV and  $|y^{\Lambda_b}| < 2.0$  is  $1.16 \pm 0.06 \pm 0.12$  nb, and the integrated  $\sigma(\bar{\Lambda}_b)/\sigma(\Lambda_b)$  ratio is  $1.02 \pm 0.07 \pm 0.09$ , where the uncertainties are statistical and systematic, respectively.

© 2012 CERN. Published by Elsevier B.V. Open access under CC BY-NC-ND license.

## 1. Introduction

Cross sections for b-quark production in high-energy hadronic collisions have been measured at  $p\bar{p}$  colliders at center-of-mass energies from 630 GeV [1] to 1.96 TeV [2–4], in fixed-target p-nucleus collisions with beam energies from 800 to 920 GeV [5], and recently in pp collisions at 7 TeV at the Large Hadron Collider (LHC) [6–13]. As the expected cross sections can be calculated in perturbative quantum chromodynamics (QCD), the comparison between data and predictions provides a critical test of next-to-leading-order (NLO) calculations [14,15].

Considerable progress has been achieved in understanding heavy-quark production at Tevatron energies, largely resolving earlier discrepancies in which theoretical predictions were significantly below observed production rates [15]. However, substantial theoretical uncertainties on production cross sections remain due to the dependence on the renormalization and factorization scales. Measurements of b-hadron production at 7 TeV represent a test of theoretical approaches that aim to describe heavy-flavor production at the new center-of-mass energy [16,17]. Furthermore, understanding the production rates for b hadrons represents an essential component in accurately estimating heavy-quark backgrounds for various searches, such as  $H^0 \rightarrow b\bar{b}$  and supersymmetric or exotic new physics signatures with b quarks.

This Letter presents the first measurement of the production cross section of a b baryon,  $\Lambda_b$ , from fully reconstructed  $J/\psi \Lambda$

decays in pp collisions at  $\sqrt{s} = 7$  TeV and complements the measurements of  $B^+$  [6],  $B^0$  [7], and  $B_s^0$  [9] production cross sections also performed by the Compact Muon Solenoid (CMS) experiment at the LHC [18]. The comparison of baryon production relative to meson production resulting from the same initial b-quark momentum spectrum allows for tests of differences in the hadronization process. Such differences are particularly interesting in the context of heavy-baryon production in relativistic heavy-ion collisions, where the medium could significantly enhance the production of heavy baryons relative to mesons [19–21]. Furthermore, the pp initial state at the LHC allows tests of baryon transport models, which predict rapidity-dependent antibaryon/baryon asymmetries, in contrast to baryon-antibaryon pair production, which typically results in equal yields [22,23]. Measurements of the  $\bar{\Lambda}_b$  to  $\Lambda_b$  cross section ratio,  $\sigma(\bar{\Lambda}_b)/\sigma(\Lambda_b)$ , as functions of  $p_T^{\Lambda_b}$  and  $|y^{\Lambda_b}|$  allow for the first test of such models with heavy-quark baryons at  $\sqrt{s} = 7$  TeV.

Events with  $\Lambda_b$  baryons reconstructed from their decays to the final state  $J/\psi \Lambda$ , with  $J/\psi \rightarrow \mu^+ \mu^-$  and  $\Lambda \rightarrow p\pi$ , are used to measure the differential cross sections  $d\sigma/dp_T^{\Lambda_b} \times \mathcal{B}(\Lambda_b \rightarrow J/\psi \Lambda)$ ,  $d\sigma/dy^{\Lambda_b} \times \mathcal{B}(\Lambda_b \rightarrow J/\psi \Lambda)$ , and  $\sigma(\bar{\Lambda}_b)/\sigma(\Lambda_b)$  with respect to the transverse momentum  $p_T^{\Lambda_b}$  and the rapidity  $|y^{\Lambda_b}|$ , as well as the integrated cross section times branching fraction for  $p_T^{\Lambda_b} > 10$  GeV and  $|y^{\Lambda_b}| < 2.0$ . The cross section times branching fraction is reported instead of the cross section itself because of the 54% uncertainty on  $\mathcal{B}(\Lambda_b \rightarrow J/\psi \Lambda)$  [24]. The cross section times branching fraction measurements are averaged over particle and antiparticle states, while the ratio is computed by distinguishing the two states via decays to p or  $\bar{p}$ , respectively.

<sup>☆</sup> © CERN for the benefit of the CMS Collaboration.

<sup>\*</sup> E-mail address: cms-publication-committee-chair@cern.ch.

## 2. Detector

The data sample used in this analysis was collected by the CMS experiment in 2011 and corresponds to an integrated luminosity of  $1.86 \pm 0.04 \text{ fb}^{-1}$  [25]. A detailed description of the detector may be found elsewhere [18]. The main detector components used in this analysis are the silicon tracker and the muon detection systems.

The silicon tracker measures charged particles within the pseudorapidity range  $|\eta| < 2.5$ , where  $\eta = -\ln[\tan(\theta/2)]$  and  $\theta$  is the polar angle of the track relative to the counterclockwise beam direction. It consists of 1440 silicon pixel and 15 148 silicon strip detector modules and is located in the 3.8 T field of the superconducting solenoid. It provides an impact parameter resolution of about  $15 \mu\text{m}$  and a  $p_T$  resolution of about 1.5% for particles with transverse momenta up to 100 GeV. Muons are measured in the pseudorapidity range  $|\eta| < 2.4$ , with detection planes made using three technologies: drift tubes, cathode strip chambers, and resistive plate chambers. Events are recorded with a two-level trigger system. The first level is composed of custom hardware processors and uses information from the calorimeters and muon systems to select the most interesting events. The high-level trigger processor farm further decreases the event rate from about 100 kHz to around 350 Hz before data storage.

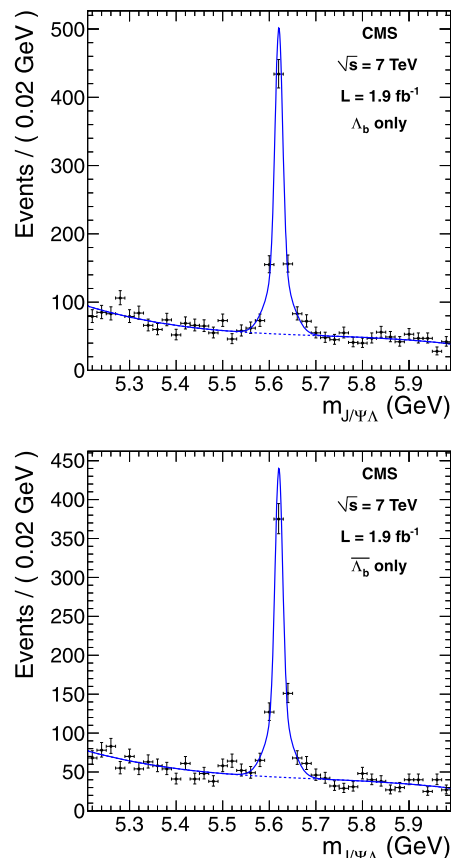
## 3. Event selection

Early data taking conditions in 2011 utilized a loose dimuon trigger with the following requirements. Events are selected requiring two oppositely charged muons with dimuon transverse momentum greater than 6.9 GeV. Displaced muon pairs from long-lived b-hadron decays are preferentially selected by further requiring a transverse separation from the mean pp collision position (“beamspot”) greater than three times its uncertainty, where the uncertainty incorporates the vertex and beamspot measurements. Also required at the trigger level are a dimuon vertex fit confidence level larger than 0.5% and  $\cos\alpha > 0.9$ , where  $\alpha$  is defined as the angle in the plane transverse to the beams between the dimuon momentum and the vector from the beamspot to the dimuon vertex. The dimuon invariant mass  $m_{\mu^+\mu^-}$  is required to satisfy  $2.9 < m_{\mu^+\mu^-} < 3.3 \text{ GeV}$ . For the later 46% of the dataset, the trigger was tightened by increasing the dimuon vertex fit confidence level threshold to 10% and imposing kinematic requirements of  $p_T^\mu > 3.5 \text{ GeV}$  and  $|\eta^\mu| < 2.2$  for each of the muons. The remaining 2011 data were recorded with even tighter triggers and are not used in the analysis.

Muon candidates are fully reconstructed by combining information from the silicon tracker [26] and muon detectors, and are required to be within the kinematic acceptance region of  $p_T^\mu > 3.5 \text{ GeV}$  and  $|\eta^\mu| < 2.2$ . Muon candidates are further required to have a track  $\chi^2$  per degree of freedom  $< 1.8$ , at least 11 silicon tracker hits, at least two hits in the pixel system, and to be matched to at least one track segment in the muon system. Multiple muon candidates are not allowed to share the same muon track segments [27].

Opposite-sign muon pairs are fit to a common vertex to form  $J/\psi$  candidates, which are required to be within 150 MeV of the world-average  $J/\psi$  mass [24]. The  $J/\psi$  candidates are also required to have  $p_T$  greater than 7 GeV, a dimuon vertex fit confidence level larger than 0.5%,  $\cos\alpha > 0.95$ , and a transverse separation of the vertex from the beamspot greater than three times its uncertainty.

The  $\Lambda$  candidates are formed by fitting oppositely charged tracks to a common vertex. Each track is required to have at least 6 hits in the silicon tracker, a  $\chi^2$  per degree of freedom  $< 5$ , and a transverse impact parameter with respect to the beamspot greater than 0.5 times its uncertainty. The proton candidate, identified as



**Fig. 1.** Fit results for the  $m_{J/\psi\Lambda}$  distribution for  $\Lambda_b$  (top) and  $\bar{\Lambda}_b$  (bottom) for  $p_T^{\Lambda_b} > 10 \text{ GeV}$  and  $|y^{\Lambda_b}| < 2.0$ , where the dashed line shows the background fit function, the solid line shows the sum of signal and background, and the points indicate the data.

the higher-momentum track, is required to have  $p_T > 1.0 \text{ GeV}$ . Misassignment of the correct proton track is found to be negligible from simulation. The reconstructed  $\Lambda$  decay vertex must have a  $\chi^2$  per degree of freedom  $< 7$  and a transverse separation from the beamspot at least five times larger than its uncertainty. The invariant mass  $m_{p\pi}$  is required to be within 8 MeV of the world-average  $\Lambda$  mass [24]. Candidates are rejected if  $m_{\pi^+\pi^-}$  is within 20 MeV of the world-average  $K_S^0$  mass [24].

The  $\Lambda_b$  candidates are formed by combining a  $J/\psi$  candidate with a  $\Lambda$  candidate. A vertex-constrained fit is performed with the two muons and the  $\Lambda$  candidate, with the invariant masses of the  $J/\psi$  and  $\Lambda$  candidates constrained to their world-average values [24]. The  $\Lambda_b$  vertex fit confidence level is required to be greater than 1% and the reconstructed  $\Lambda_b$  mass must satisfy  $5.2 < m_{J/\psi\Lambda} < 6.0 \text{ GeV}$ . Multiple  $\Lambda_b$  candidates are found in less than 1% of the events with at least one candidate passing all selection criteria. In those cases, only the candidate with the highest  $\Lambda_b$  vertex fit confidence level is retained. The  $m_{J/\psi\Lambda}$  distributions for selected  $\Lambda_b$  and  $\bar{\Lambda}_b$  candidates are shown in Fig. 1.

## 4. Efficiency determination

The efficiency for triggering on and reconstructing  $\Lambda_b$  baryons is computed with a combination of techniques using the data and large samples of fully simulated Monte Carlo (MC) signal events generated with PYTHIA 6.422 [28], decayed by EVTGEN [29], and simulated using GEANT4 [30]. The efficiency is factorized according to

$$\epsilon = \mathcal{A} \cdot \epsilon_{\text{trig}}^{\mu_1} \cdot \epsilon_{\text{trig}}^{\mu_2} \cdot \epsilon_{\text{reco}}^{\mu_1} \cdot \epsilon_{\text{reco}}^{\mu_2} \cdot \epsilon_{\text{trig}}^{\mu\mu} \cdot \epsilon_{\text{sel}}^{\Lambda_b}, \quad (1)$$

where each term is described below. The trigger ( $\epsilon_{\text{trig}}^{\mu_i}$ ) and muon-reconstruction efficiencies ( $\epsilon_{\text{reco}}^{\mu_i}$ ) are obtained from a large sample of inclusive  $J/\psi \rightarrow \mu^+\mu^-$  decays in data using a “tag-and-probe” technique similar to that described in Ref. [31], where one muon is identified with stringent quality requirements and the second muon is identified using information either exclusively from the tracker (to measure the trigger and offline muon-identification efficiencies) or from the muon system (to measure the trigger and offline tracking efficiencies). While, in principle, the inclusive  $J/\psi \rightarrow \mu^+\mu^-$  sample can include signal events, which could bias the measurement, in practice the fraction is negligibly small and provides an unbiased measurement of the muon efficiencies.

For the portion of the trigger efficiency that depends on single-muon requirements ( $\epsilon_{\text{trig}}^{\mu_i}$ ), the efficiency for a given  $\Lambda_b$  event is computed as the product of the two single-muon efficiencies. However, the trigger efficiencies for dimuon events where the muons bend toward each other are up to 30% lower than for events where the muons bend away from each other for certain portions of the detector. This inefficiency arises when the muon trajectories cross in the muon system, and one of the candidates is rejected because of shared hits. To account for this effect, the trigger efficiencies for muons that bend toward and away from each other are computed separately in data and the appropriate efficiency is applied to each class of signal events. This procedure naturally accounts for the correlations between the two single-muon efficiencies, as confirmed in simulation. The portions of the trigger efficiency that depend on dimuon quantities ( $\epsilon_{\text{trig}}^{\mu\mu}$ ) are measured from an inclusive  $J/\psi$  sample collected with triggers where only single-muon requirements are applied.

The probabilities for the muons to lie within the dimuon kinematic acceptance region ( $\mathcal{A}$ ) and for the  $\Lambda_b$  and  $\bar{\Lambda}_b$  candidates to pass the selection requirements ( $\epsilon_{\text{sel}}^{\Lambda_b}$ ) are determined from the simulated events. To minimize the effect of the PYTHIA modeling of the  $p_T^{\Lambda_b}$  and  $|y^{\Lambda_b}|$  distributions on the acceptance and efficiency calculations, the simulated events are reweighted to match the kinematic distributions observed in the data. The simulated events used for the efficiency calculations have also been reweighted to match the measured distribution of the number of pp interactions per event (pileup). On average, there are six pileup interactions in the data sample used in this analysis. The efficiencies for hadron track reconstruction [32],  $\Lambda_b$  reconstruction [33], and fulfilling the vertex quality requirements are found to be consistent between data and simulation.

The total efficiency of this selection, defined as the fraction of  $\Lambda_b \rightarrow J/\psi \Lambda$  with  $J/\psi \rightarrow \mu^+\mu^-$  and  $\Lambda \rightarrow p\pi$  decays produced with  $p_T^{\Lambda_b} > 10$  GeV and  $|y^{\Lambda_b}| < 2.0$  that pass all criteria, is 0.73%. The efficiency ranges from 0.3% for  $p_T^{\Lambda_b}$  10–13 GeV to 4.0% for  $p_T^{\Lambda_b} > 28$  GeV, with the largest losses due to the  $\Lambda$  reconstruction (10–16% efficiency), the dimuon kinematic acceptance (12–63%), and the displaced dimuon trigger requirements (33–56%). The efficiencies in bins of  $p_T^{\Lambda_b}$  and  $|y^{\Lambda_b}|$  are shown in Table 1.

To measure the ratio of antiparticle to particle cross sections  $\sigma(\bar{\Lambda}_b)/\sigma(\Lambda_b)$ , only the ratio of the  $\Lambda_b$  and  $\bar{\Lambda}_b$  detection efficiencies is needed. Many of the efficiency contributions cancel in the ratio, including all the  $J/\psi$  and  $\mu$  efficiencies since the particle and antiparticle states are indistinguishable. However, the  $\Lambda$  and  $\bar{\Lambda}$  reconstruction efficiencies differ because of different interaction cross sections with the detector material; the  $\bar{p}$  are more likely to suffer a nuclear interaction and be lost, resulting in an efficiency that is on average 13% lower for  $\bar{\Lambda}_b$  than for  $\Lambda_b$ , as shown in Table 2. The ratio of the  $\Lambda_b$  and  $\bar{\Lambda}_b$  selection efficiencies is calcu-

lated from simulation as described above for the combined sample, where the simulation modeling of the detector interactions is validated by comparing the number of hits reconstructed on tracks with that observed in data. The uncertainty on the amount of detector material and the appropriateness of simulated interaction cross sections are considered as systematic uncertainties, as described in Section 7.

## 5. Fitting procedure

The backgrounds are dominated by nonprompt  $J/\psi$  production from b hadrons. The dimuon invariant-mass distribution in data confirms that the contamination from events containing a misidentified  $J/\psi$  is negligible after all selection criteria have been applied. Background events are distinguished from signal by their reconstructed  $m_{J/\psi \Lambda}$  distribution, which is found to be in good agreement between data away from the signal peak and simulated  $b \rightarrow J/\psi X$  events. The  $\Lambda_b$  proper decay length distribution in data confirms that the background events arise from long-lived b hadrons, and therefore offers no additional discriminating power between signal and background. The measured  $m_{p\pi}$  distribution shows a purity of 77% genuine  $\Lambda$  events after applying the full selection criteria, while the  $m_{\pi^+\pi^-}$  distribution confirms that more than 99.9% of the  $K_S^0$  background is rejected by the kaon mass-window veto.

The  $\Lambda_b$  yields are extracted from unbinned extended maximum-likelihood fits to the  $m_{J/\psi \Lambda}$  distribution in bins of  $p_T^{\Lambda_b}$  and  $|y^{\Lambda_b}|$  defined in Table 1. In each bin, the signal is described by a double-Gaussian function with resolution parameters fixed to values found when fitting simulated signal events and means set to a common value left free in the fit. The background shape is modeled with a third-order polynomial, whose parameters are left free to float independently in each bin. The ratio of antiparticle to particle yields is obtained by simultaneously fitting the  $\Lambda_b$  and  $\bar{\Lambda}_b$  mass distributions, with resolution parameters fixed from the fit to the combined  $\Lambda_b$  and  $\bar{\Lambda}_b$  simulated sample and common mean allowed to float. The background shapes are fit with separate third-order polynomials, whose parameters are left free in the fit. The signal mass resolution varies as a function of  $|y^{\Lambda_b}|$ , ranging from a mean of 11 MeV for central  $\Lambda_b$  to 27 MeV for forward  $\Lambda_b$  events.

## 6. Results

The fitted signal yields in each bin of  $p_T^{\Lambda_b}$  and  $|y^{\Lambda_b}|$  are summarized in Table 1. Fig. 1 shows the fits to the  $m_{J/\psi \Lambda}$  distributions for  $\Lambda_b$  and  $\bar{\Lambda}_b$  candidates in the inclusive sample with  $p_T^{\Lambda_b} > 10$  GeV and  $|y^{\Lambda_b}| < 2.0$ . The total number of signal events extracted from an inclusive fit is  $1252 \pm 42$ , where the uncertainty is statistical only.

The  $\Lambda_b$  differential cross section times branching fraction is calculated in bins of  $p_T^{\Lambda_b}$  as

$$\frac{d\sigma(\text{pp} \rightarrow \Lambda_b X)}{dp_T^{\Lambda_b}} \times \mathcal{B}(\Lambda_b \rightarrow J/\psi \Lambda) = \frac{n_{\text{sig}}}{2 \cdot \epsilon \cdot \mathcal{B} \cdot \mathcal{L} \cdot \Delta p_T^{\Lambda_b}}, \quad (2)$$

and similarly for  $|y^{\Lambda_b}|$ , where  $n_{\text{sig}}$  is the fitted number of signal events in the given bin,  $\epsilon$  is the average efficiency for signal  $\Lambda_b$  and  $\bar{\Lambda}_b$  baryons to pass all the selection criteria,  $\mathcal{L}$  is the integrated luminosity,  $\Delta p_T^{\Lambda_b}$  is the bin size, and  $\mathcal{B}$  is the product of branching fractions  $\mathcal{B}(J/\psi \rightarrow \mu^+\mu^-) = (5.93 \pm 0.06) \times 10^{-2}$  and  $\mathcal{B}(\Lambda \rightarrow p\pi) = 0.639 \pm 0.005$  [24]. The additional factor of two in the denominator accounts for our choice of quoting the cross section for  $\Lambda_b$  production only, while  $n_{\text{sig}}$  includes both  $\Lambda_b$  and  $\bar{\Lambda}_b$ . The efficiencies are calculated separately for each bin, always considering only baryons produced with  $|y^{\Lambda_b}| < 2.0$  for  $p_T^{\Lambda_b}$  bins and

**Table 1**

$\Lambda_b + \bar{\Lambda}_b$  signal yield  $n_{\text{sig}}$ , efficiency  $\epsilon$ , and measured differential cross sections times branching fraction  $d\sigma/dp_T^{\Lambda_b} \times \mathcal{B}(\Lambda_b \rightarrow J/\psi \Lambda)$  and  $d\sigma/dy^{\Lambda_b} \times \mathcal{B}(\Lambda_b \rightarrow J/\psi \Lambda)$ , compared to the POWHEG [34,35] and PYTHIA [28] predictions. The uncertainties on the signal yields are statistical only, while those on the efficiencies are systematic. The uncertainties in the measured cross sections are statistical and systematic, respectively, excluding the common luminosity (2.2%) and branching fraction (1.3%) uncertainties. The POWHEG and PYTHIA predictions also have uncertainties of 54% due to  $\mathcal{B}(\Lambda_b \rightarrow J/\psi \Lambda)$ , which are not shown.

$p_T^{\Lambda_b}$ (GeV)	$n_{\text{sig}}$ events	$\epsilon$ (%)	$d\sigma/dp_T^{\Lambda_b} \times \mathcal{B}(\Lambda_b \rightarrow J/\psi \Lambda)$ (pb/GeV)	POWHEG (pb/GeV)	PYTHIA (pb/GeV)
10–13	293 ± 22	0.29 ± 0.03	240 ± 20 ± 30	110 <sup>+40</sup> <sub>-30</sub>	210
13–15	240 ± 18	0.79 ± 0.08	108 ± 8 ± 12	54 <sup>+21</sup> <sub>-12</sub>	102
15–18	265 ± 19	1.54 ± 0.16	41 ± 3 ± 4	29 <sup>+10</sup> <sub>-6</sub>	55
18–22	207 ± 16	2.34 ± 0.23	15.6 ± 1.2 ± 1.6	13.4 <sup>+4.5</sup> <sub>-2.7</sub>	24.0
22–28	145 ± 14	3.21 ± 0.34	5.3 ± 0.5 ± 0.6	5.3 <sup>+1.6</sup> <sub>-1.1</sub>	9.3
28–50	87 ± 11	3.96 ± 0.50	0.70 ± 0.09 ± 0.09	0.89 <sup>+0.32</sup> <sub>-0.15</sub>	1.42
$ y^{\Lambda_b} $	$n_{\text{sig}}$ events	$\epsilon$ (%)	$d\sigma/dp_T^{\Lambda_b} \times \mathcal{B}(\Lambda_b \rightarrow J/\psi \Lambda)$ (pb)	POWHEG (pb)	PYTHIA (pb)
0.0–0.3	233 ± 17	0.74 ± 0.09	370 ± 30 ± 50	180 <sup>+70</sup> <sub>-40</sub>	330
0.3–0.6	256 ± 18	0.77 ± 0.09	390 ± 30 ± 50	170 <sup>+60</sup> <sub>-40</sub>	330
0.6–0.9	206 ± 16	0.81 ± 0.09	300 ± 20 ± 30	170 <sup>+60</sup> <sub>-40</sub>	320
0.9–1.2	196 ± 17	0.70 ± 0.08	330 ± 30 ± 40	160 <sup>+60</sup> <sub>-40</sub>	300
1.2–1.5	189 ± 17	0.67 ± 0.09	330 ± 30 ± 50	150 <sup>+50</sup> <sub>-40</sub>	280
1.5–2.0	162 ± 18	0.65 ± 0.09	180 ± 20 ± 30	130 <sup>+50</sup> <sub>-30</sub>	250

$p_T^{\Lambda_b} > 10$  GeV for  $|y^{\Lambda_b}|$  bins, and taking into account bin-to-bin migrations (0–2%) because of the finite resolution on the measured  $p_T^{\Lambda_b}$  and  $|y^{\Lambda_b}|$ . Equal production of  $\Lambda_b$  and  $\bar{\Lambda}_b$  is assumed for the efficiency, as predicted by PYTHIA and as is consistent with our measurement.

The measured differential cross sections times branching fraction versus  $p_T^{\Lambda_b}$  and  $|y^{\Lambda_b}|$  are shown in Fig. 2 and Table 1. They are compared to predictions from the NLO MC generator POWHEG 1.0 with the hVQ package [34,35] using a b-quark mass  $m_b = 4.75$  GeV, renormalization and factorization scales  $\mu = \sqrt{m_b^2 + p_T^2}$ , CTEQ6M parton distribution functions [36], and PYTHIA 6.422 [28] for the parton hadronization. The uncertainty on the predicted cross section is calculated by varying the renormalization and factorization scales by factors of two and, independently,  $m_b$  by  $\pm 0.25$  GeV. The largest variation in each direction is taken as the uncertainty. The data are also compared to the PYTHIA 6.422 prediction, using a b-quark mass of 4.80 GeV, CTEQ6L1 parton distribution functions, and the Z2 tune [37] to simulate the underlying event. No attempt has been made to quantify the uncertainty on the PYTHIA predictions. The measured  $p_T$  spectrum falls faster than predicted by POWHEG and PYTHIA, while the  $|y|$  spectrum shape is in agreement with the predictions within uncertainties, as illustrated in the data-to-POWHEG ratio plots shown in the lower panels of Fig. 2. The integrated cross section  $\sigma(pp \rightarrow \Lambda_b X) \times \mathcal{B}(\Lambda_b \rightarrow J/\psi \Lambda)$  for  $p_T^{\Lambda_b} > 10$  GeV and  $|y^{\Lambda_b}| < 2.0$ , calculated as the sum over all  $p_T$  bins, is  $1.16 \pm 0.06 \pm 0.12$  nb, where the first uncertainty is statistical, and the second is systematic. For the total cross section result, the highest  $p_T^{\Lambda_b}$  bin is fit without an upper bound and has a yield of  $97.0 \pm 13.2$  events. The total cross section measurement is in good agreement with the prediction from PYTHIA of  $1.19 \pm 0.64$  nb and higher than the prediction from POWHEG of  $0.63^{+0.41}_{-0.37}$  nb, where the uncertainties are dominated by the 54% uncertainty on  $\mathcal{B}(\Lambda_b \rightarrow J/\psi \Lambda)$  [24].

This result can be compared to previous CMS measurements of  $B^+$  [6],  $B^0$  [7], and  $B_s^0$  [9] production at  $\sqrt{s} = 7$  TeV. To facilitate the comparison, the  $B^+$  and  $B^0$  results are taken for the range  $p_T^B > 10$  GeV. Simulated events are generated with MC@NLO [38] with  $m_b = 4.75$  GeV and CTEQ6M parton distribution functions to determine the fraction of  $B^+$ ,  $B^0$ , and  $B_s^0$  events within the  $p_T^B$  and  $|y^B|$  ranges used for their respective measurements with

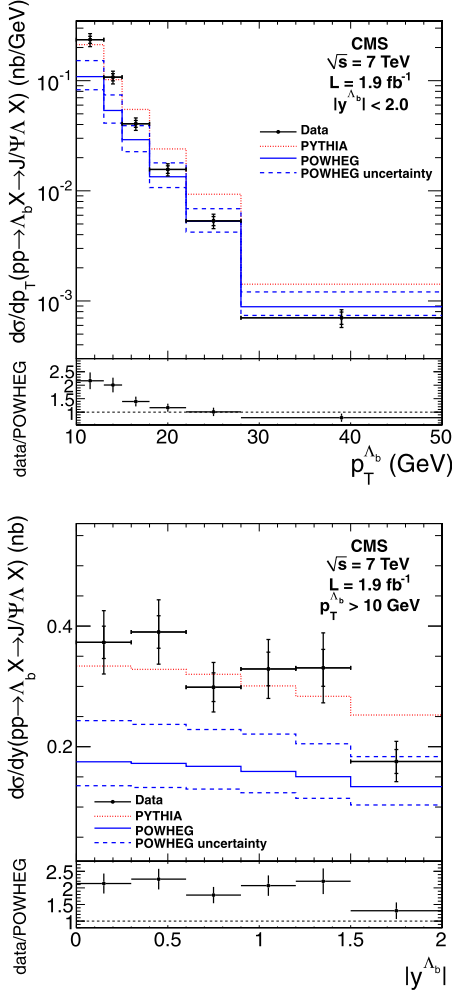
the  $p_T > 10$  GeV and  $|y| < 2.0$  requirements used in this analysis. Scaling by the appropriate ratio and using the world-average values of  $\mathcal{B}(\Lambda_b \rightarrow J/\psi \Lambda) = (5.7 \pm 3.1) \times 10^{-4}$  and  $\mathcal{B}(B_s^0 \rightarrow J/\psi \phi) = (1.4 \pm 0.5) \times 10^{-3}$  [24], we determine the following cross sections for  $p_T^B > 10$  GeV and  $|y^B| < 2.0$ :  $\sigma(pp \rightarrow B^+ X) = 6.7 \pm 1.0$   $\mu\text{b}$ ;  $\sigma(pp \rightarrow B^0 X) = 6.7 \pm 0.8$   $\mu\text{b}$ ;  $\sigma(pp \rightarrow B_s^0 X) = 2.5 \pm 1.0$   $\mu\text{b}$  and  $\sigma(pp \rightarrow \Lambda_b X) = 2.1 \pm 1.1$   $\mu\text{b}$ , where the uncertainties are the quadrature sum of the statistical and systematic components. No uncertainty has been included for the phase-space extrapolation based on MC@NLO [38]. The large systematic uncertainties for  $\sigma(pp \rightarrow B_s^0 X)$  and  $\sigma(pp \rightarrow \Lambda_b X)$  are dominated by the poorly known branching fractions  $\mathcal{B}(\Lambda_b \rightarrow J/\psi \Lambda)$  and  $\mathcal{B}(B_s^0 \rightarrow J/\psi \phi)$ , respectively. The ratios among the four results are in good agreement with the world-average b-quark fragmentation results [24].

The world-average b-quark fragmentation results assume that the fractions are the same for b jets originating from Z decays at LEP and directly from  $p\bar{p}$  collisions at the Tevatron. However, measurements of  $f_{\Lambda_b}$  performed at LEP [39,40] and at the Tevatron [41] show discrepancies. A recent result [42] from the LHCb Collaboration measures a strong  $p_T$  dependence of the ratio of  $\Lambda_b$  production to B-meson production,  $f_{\Lambda_b}/(f_u + f_d)$ , with  $f_{\Lambda_b} \equiv \mathcal{B}(b \rightarrow \Lambda_b)$  and  $f_q \equiv \mathcal{B}(b \rightarrow B_q)$ . Larger  $f_{\Lambda_b}$  values are observed at lower  $p_T$ , which suggests that the discrepancy observed between the LEP and Tevatron data may be due to the lower  $p_T$  of the  $\Lambda_b$  baryons produced at the Tevatron.

A comparison of this and previous CMS results for b-hadron production versus  $p_T$  is shown in the left plot of Fig. 3, where the data are fit to the Tsallis function [43],

$$\frac{1}{N} \frac{dN}{dp_T} = C p_T \left[ 1 + \frac{\sqrt{p_T^2 + m^2} - m}{nT} \right]^{-n}. \quad (3)$$

Here  $C$  is a normalization parameter,  $T$  and  $n$  are shape parameters,  $m$  is the mass of the b hadron and  $N$  is the b-hadron yield. The statistical and bin-to-bin systematic uncertainties are used in the fits. The  $T$  parameter represents the inverse slope parameter of an exponential, which dominates at low  $p_T$ . Since our data do not constrain that region well,  $T$  is fixed to the mean value found from fitting the  $B^+$  and  $B^0$  distributions, where the  $p_T$  threshold is lowest. The result of  $T = 1.10$  GeV is used to obtain the following values of the  $n$  parameter, which controls the power-law behavior



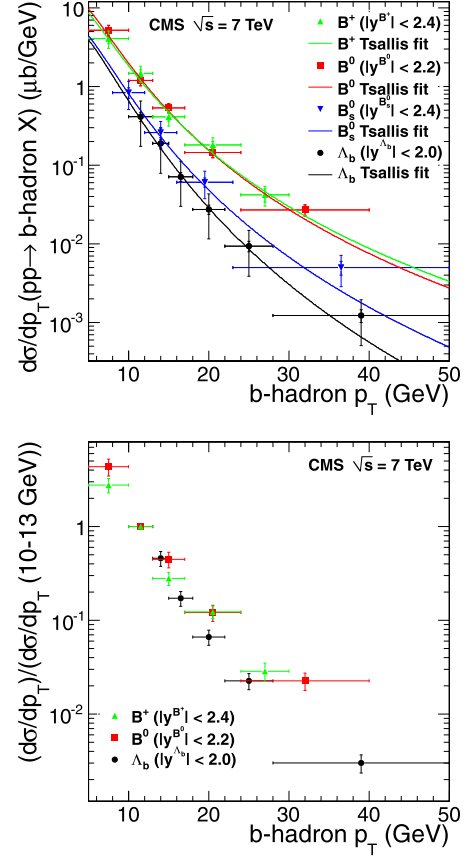
**Fig. 2.** Upper: Measured differential cross sections times branching fraction  $d\sigma/dp_T^{\Lambda_b} \times \mathcal{B}(\Lambda_b \rightarrow J/\psi \Lambda)$  (top) and  $d\sigma/dy^{\Lambda_b} \times \mathcal{B}(\Lambda_b \rightarrow J/\psi \Lambda)$  (bottom) compared to the theoretical predictions from `PYTHIA` and `POWHEG`. The inner error bars correspond to the statistical uncertainties and the outer ones represent the uncorrelated systematic uncertainties added in quadrature to the statistical uncertainties. The dashed lines show the uncertainties on the `POWHEG` predictions. Overall uncertainties of 2.2% for the luminosity and 1.3% for the  $J/\psi \rightarrow \mu^+ \mu^-$  and  $\Lambda \rightarrow p\pi$  branching fractions for the data are not shown, nor is the 54% uncertainty due to  $\mathcal{B}(\Lambda_b \rightarrow J/\psi \Lambda)$  for the `PYTHIA` and `POWHEG` predictions. Lower: The ratio of the measured values to the `POWHEG` predictions. The error bars include the statistical and uncorrelated systematic uncertainties on the data and the shape-only uncertainties on the `POWHEG` predictions.

at high  $p_T$ :  $n(B^+) = 5.5 \pm 0.3$ ,  $n(B^0) = 5.8 \pm 0.3$ ,  $n(B_s^0) = 6.6 \pm 0.4$ , and  $n(\Lambda_b) = 7.6 \pm 0.4$ . The larger  $n$  value for  $\Lambda_b$  indicates a more steeply falling  $p_T$  distribution than observed for the mesons, also suggesting that the production of  $\Lambda_b$  baryons, relative to B mesons, varies as a function of  $p_T$ , with a larger  $\Lambda_b/B$  ratio at lower transverse momentum. The right plot of Fig. 3 shows the  $p_T^{\Lambda_b}$  spectrum shape compared to  $B^+$  and  $B^0$ , where the distributions are normalized to the common bin with  $p_T = 10\text{--}13$  GeV.

The ratio  $\sigma(\bar{\Lambda}_b)/\sigma(\Lambda_b)$  is calculated in bins of  $p_T^{\Lambda_b}$  or  $|y^{\Lambda_b}|$  as

$$\sigma(\bar{\Lambda}_b)/\sigma(\Lambda_b) = \frac{n_{\text{sig}}^{\bar{\Lambda}_b}}{n_{\text{sig}}^{\Lambda_b}} \times \frac{\epsilon(\Lambda_b)}{\epsilon(\bar{\Lambda}_b)}, \quad (4)$$

where  $n_{\text{sig}}^{\bar{\Lambda}_b}$  and  $n_{\text{sig}}^{\Lambda_b}$  are the antiparticle and particle yields in a given bin, and  $\epsilon(\Lambda_b)$  and  $\epsilon(\bar{\Lambda}_b)$  are the particle and antiparticle efficiencies for a given bin, always considering only baryons pro-



**Fig. 3.** Comparison of production rates for  $B^+$  [6],  $B^0$  [7],  $B_s^0$  [9], and  $\Lambda_b$  versus  $p_T$ . The top plot shows the absolute comparison, where the inner error bars correspond to the total bin-to-bin uncertainties, while the outer error bars represent the total bin-to-bin and normalization uncertainties added in quadrature. Fits to the Tsallis function [43] for each distribution are also shown. The overall uncertainties for  $B_s^0$  and  $\Lambda_b$  are dominated by large uncertainties on  $\mathcal{B}(B_s^0 \rightarrow J/\psi \phi)$  and  $\mathcal{B}(\Lambda_b \rightarrow J/\psi \Lambda)$ , respectively. The bottom plot shows a shape-only comparison where the data are normalized to the 10–13 GeV bin in  $p_T$  and the error bars show the bin-to-bin uncertainties only.  $B_s^0$  is omitted because the 10–13 GeV bin is not available for the common normalization.

duced with  $|y^{\Lambda_b}| < 2.0$  for  $p_T^{\Lambda_b}$  bins and  $p_T^{\Lambda_b} > 10$  GeV for  $|y^{\Lambda_b}|$  bins. The results versus  $p_T^{\Lambda_b}$  and  $|y^{\Lambda_b}|$  are shown in Fig. 4 and Table 2. The ratio  $\sigma(\bar{\Lambda}_b)/\sigma(\Lambda_b)$  is found to be consistent with unity and constant as a function of both  $p_T^{\Lambda_b}$  and  $|y^{\Lambda_b}|$ , within the uncertainties, as predicted by `POWHEG` and `PYTHIA`. Therefore, no evidence of increased baryon production at forward pseudorapidities is observed within the available statistical precision for the kinematic regime investigated. The integrated  $\sigma(\bar{\Lambda}_b)/\sigma(\Lambda_b)$  for  $p_T^{\Lambda_b} > 10$  GeV and  $|y^{\Lambda_b}| < 2.0$  is  $1.02 \pm 0.07 \pm 0.09$ , where the first uncertainty is statistical and the second is systematic.

## 7. Systematic uncertainties

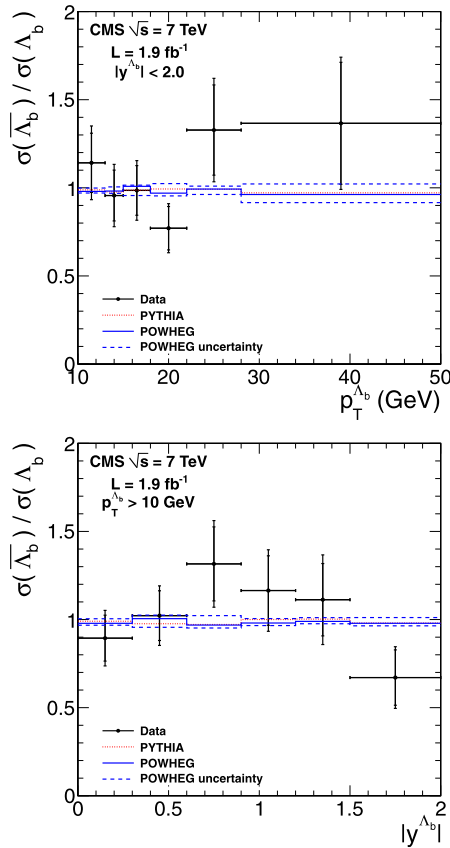
The cross section is affected by systematic uncertainties on the signal yields and efficiencies that are uncorrelated bin-to-bin and can affect the shapes of the distributions, and by the uncertainties on branching fractions and integrated luminosity, which are common to all bins and only affect the overall normalization. The uncertainties on the signal yields arise from the following sources:

- Signal shape uncertainty (1–6%): evaluated from the variations when floating the means of the two Gaussians (set to a common value) in data or by using a single Gaussian shape.

**Table 2**

Uncorrected signal yield ratio  $n_{\text{sig}}^{\Lambda_b}/n_{\text{sig}}^{\Lambda_b}$ , efficiency ratio  $\epsilon(\bar{\Lambda}_b)/\epsilon(\Lambda_b)$ , and efficiency-corrected ratio  $\sigma(\bar{\Lambda}_b)/\sigma(\Lambda_b)$ , compared to the POWHEG [34,35] and PYTHIA [28] predictions for the corrected ratio. The uncertainties in the corrected ratio are statistical and systematic, respectively. The uncertainties on the uncorrected yield ratio are statistical only and on the efficiency ratio are systematic only.

$p_T^{\Lambda_b}$ (GeV)	Uncorrected $n_{\text{sig}}^{\Lambda_b}/n_{\text{sig}}^{\Lambda_b}$	$\epsilon(\bar{\Lambda}_b)/\epsilon(\Lambda_b)$	Data $\sigma(\bar{\Lambda}_b)/\sigma(\Lambda_b)$	POWHEG $\sigma(\bar{\Lambda}_b)/\sigma(\Lambda_b)$	PYTHIA $\sigma(\bar{\Lambda}_b)/\sigma(\Lambda_b)$
10–13	$0.96 \pm 0.14$	$0.84 \pm 0.09$	$1.14 \pm 0.17 \pm 0.12$	$0.98^{+0.02}_{-0.01}$	0.99
13–15	$0.76 \pm 0.11$	$0.79 \pm 0.09$	$0.96 \pm 0.14 \pm 0.10$	$0.98^{+0.02}_{-0.01}$	0.98
15–18	$0.89 \pm 0.13$	$0.90 \pm 0.09$	$0.98 \pm 0.14 \pm 0.09$	$1.01^{+0.01}_{-0.05}$	0.99
18–22	$0.73 \pm 0.12$	$0.95 \pm 0.08$	$0.77 \pm 0.12 \pm 0.07$	$0.97^{+0.05}_{-0.02}$	0.99
22–28	$1.26 \pm 0.24$	$0.94 \pm 0.10$	$1.33 \pm 0.26 \pm 0.14$	$0.99^{+0.02}_{-0.03}$	0.99
28–50	$0.99 \pm 0.25$	$0.72 \pm 0.08$	$1.37 \pm 0.35 \pm 0.14$	$0.96^{+0.06}_{-0.04}$	0.97
$ y^{\Lambda_b} $	Uncorrected $n_{\text{sig}}^{\Lambda_b}/n_{\text{sig}}^{\Lambda_b}$	$\epsilon(\bar{\Lambda}_b)/\epsilon(\Lambda_b)$	Data $\sigma(\bar{\Lambda}_b)/\sigma(\Lambda_b)$	POWHEG $\sigma(\bar{\Lambda}_b)/\sigma(\Lambda_b)$	PYTHIA $\sigma(\bar{\Lambda}_b)/\sigma(\Lambda_b)$
0.0–0.3	$0.71 \pm 0.10$	$0.79 \pm 0.08$	$0.89 \pm 0.13 \pm 0.09$	$0.98^{+0.02}_{-0.01}$	0.99
0.3–0.6	$0.92 \pm 0.13$	$0.90 \pm 0.08$	$1.02 \pm 0.14 \pm 0.09$	$1.01^{+0.01}_{-0.05}$	0.98
0.6–0.9	$1.16 \pm 0.18$	$0.88 \pm 0.09$	$1.32 \pm 0.21 \pm 0.13$	$0.97^{+0.05}_{-0.02}$	0.97
0.9–1.2	$0.99 \pm 0.17$	$0.85 \pm 0.09$	$1.16 \pm 0.20 \pm 0.12$	$0.98^{+0.03}_{-0.02}$	1.00
1.2–1.5	$0.92 \pm 0.17$	$0.82 \pm 0.11$	$1.11 \pm 0.20 \pm 0.15$	$0.99^{+0.02}_{-0.01}$	1.00
1.5–2.0	$0.66 \pm 0.16$	$0.99 \pm 0.11$	$0.67 \pm 0.16 \pm 0.08$	$0.98^{+0.03}_{-0.02}$	0.98



**Fig. 4.** Measured  $\sigma(\bar{\Lambda}_b)/\sigma(\Lambda_b)$  (points) versus  $p_T^{\Lambda_b}$  (top) and  $|y^{\Lambda_b}|$  (bottom), compared to the theoretical predictions from PYTHIA (red dashed line) and POWHEG (blue solid line). The inner error bars correspond to the statistical uncertainties, and the outer error bars represent the uncorrelated systematic uncertainties added in quadrature to the statistical uncertainties. The dashed blue lines show the uncertainties of the POWHEG predictions. (For interpretation of the references to color in this figure legend, the reader is referred to the web version of this Letter.)

- Background shape uncertainty (1–2%): evaluated from the variation when using a second-order polynomial, exponential, or third-order polynomial fit in the restricted range 5.4–6.0 GeV.

- Final-state radiation (0–1%): evaluated by removing it from the simulation and taking half of the difference in the results.

The uncertainties on the efficiencies arise from the following sources:

- Pion/proton/ $\Lambda$  reconstruction efficiency uncertainty (8%): evaluated by varying the simulated detector material [44], alignment, and beamspot position, and by varying the reconstruction cuts, by using different event simulations, and comparing the measured  $\Lambda$  lifetime [33], which is sensitive to the efficiency correction, to the world-average value [24].
- Tag-and-probe statistical uncertainties (4–6%): evaluated by propagating statistical uncertainties from the data-driven determination of the single-muon efficiencies.
- Tag-and-probe systematic uncertainties (1–7%): evaluated as the difference between the true efficiency in simulation and the efficiency calculated with the tag-and-probe procedure applied to simulated events.
- Statistical precision of the simulated event samples (3–4%): calculated for the dimuon acceptance and reconstruction efficiencies.
- Simulation modeling of the  $\Lambda_b$  kinematic distributions (0–5%): evaluated as half of the difference due to the kinematic reweighting.
- GEANT4  $\bar{p}$  cross section (1–4%): evaluated by considering an alternative cross section model in GEANT4 (CHIPS) [30] for  $\bar{p}$  cross sections for interacting with material in the detector [45] and taking the difference in the efficiency as a systematic uncertainty.
- Unknown  $\Lambda_b$  polarization (1–4%): evaluated by generating samples of events with the  $\Lambda_b$  spin fully aligned or anti-aligned with the normal to the plane defined by the  $\Lambda_b$  momentum and the pp beam direction in the laboratory frame and taking the average difference in the efficiency when compared to the nominal analysis, which is performed with unpolarized simulated events.
- Pileup (0–4%): evaluated by varying the number of pileup interactions in simulated events by the uncertainty of the measured pileup interaction distribution.

- Muon kinematics (0–2%): evaluated as the difference in the simulated efficiency when reweighting the muon  $p_T$  to match the distribution measured with muons from the inclusive  $J/\psi$  sample used in the tag-and-probe measurements.
- Effect of events migrating between  $p_T$  and  $y$  bins due to resolution (0–1%): evaluated as half of the correction deduced from simulated events.

The bin-to-bin systematic uncertainty is computed as the sum in quadrature of the individual uncertainties and is summarized in Table 1. In addition, there are normalization uncertainties of 2.2% from the luminosity measurement [25] and of 1.3% from the  $J/\psi \rightarrow \mu^+\mu^-$  and  $\Lambda \rightarrow p\pi$  branching fractions [24]. For the total cross section result computed from the sum of  $p_T$  bins, only the signal and background shapes, and the tag-and-probe and simulation statistical uncertainties are treated as uncorrelated. As bin-to-bin correlations cannot be ruled out for the remaining sources of systematic uncertainty, the contribution in each  $p_T$  bin is added linearly to compute the sum to ensure that the uncertainty is not underestimated.

Many of these systematic effects cancel in the  $\sigma(\bar{\Lambda}_b)/\sigma(\Lambda_b)$  ratio measurement. The remaining uncertainties are from the signal shape (2–8%), background shape (1–3%), GEANT4  $\bar{p}$  cross section (1–7%), variation of detector material (5%), and statistical precision of the simulated samples (6–8%), which are evaluated as described above. The total systematic uncertainty is computed as the quadrature sum of the individual uncertainties and is summarized in Table 2.

## 8. Conclusions

In summary, the first measurements of the differential cross sections times branching fraction  $d\sigma/dp_T^{\Lambda_b} \times \mathcal{B}(\Lambda_b \rightarrow J/\psi \Lambda)$  and  $d\sigma/dy^{\Lambda_b} \times \mathcal{B}(\Lambda_b \rightarrow J/\psi \Lambda)$  for  $\Lambda_b$  baryons produced in pp collisions at  $\sqrt{s} = 7$  TeV have been presented. The measurements are given for  $p_T^{\Lambda_b} > 10$  GeV and  $|y^{\Lambda_b}| < 2.0$ . The  $p_T^{\Lambda_b}$  distribution falls faster than both the measured  $p_T$  spectra from b mesons and the predicted spectra from the NLO MC POWHEG and the leading-order MC PYTHIA. The total cross section and rapidity distribution are consistent with both predictions within large uncertainties. The measured  $\sigma(\bar{\Lambda}_b)/\sigma(\Lambda_b)$  ratio is consistent with unity and constant as a function of both  $p_T^{\Lambda_b}$  and  $|y^{\Lambda_b}|$ .

## Acknowledgements

We congratulate our colleagues in the CERN accelerator departments for the excellent performance of the LHC machine. We thank the technical and administrative staff at CERN and other CMS institutes, and acknowledge support from: FMSR (Austria); FNRS and FWO (Belgium); CNPq, CAPES, FAPERJ, and FAPESP (Brazil); MES (Bulgaria); CERN; CAS, MoST, and NSFC (China); COLCIENCIAS (Colombia); MSES (Croatia); RPF (Cyprus); MoER, SF0690030s09 and ERDF (Estonia); Academy of Finland, MEC, and HIP (Finland); CEA and CNRS/IN2P3 (France); BMBF, DFG, and HGF (Germany); GSRT (Greece); OTKA and NKTH (Hungary); DAE and DST (India); IPM (Iran); SFI (Ireland); INFN (Italy); NRF and WCU (Republic of Korea); LAS (Lithuania); CINVESTAV, CONACYT, SEP, and UASLP-FAI (Mexico); MSI (New Zealand); PAEC (Pakistan); MSHE and NSC (Poland); FCT (Portugal); JINR (Armenia, Belarus, Georgia, Ukraine, Uzbekistan); MON, RosAtom, RAS and RFBR (Russia); MSTD (Serbia); MICINN and CPAN (Spain); Swiss Funding Agencies (Switzerland); NSC (Taipei); TUBITAK and TAEK (Turkey); STFC (United Kingdom); DOE and NSF (USA). Individuals have received support from the Marie-Curie programme and the European Research Council (European Union); the Leventis Foundation; the A.P. Sloan

Foundation; the Alexander von Humboldt Foundation; the Belgian Federal Science Policy Office; the Fonds pour la Formation à la Recherche dans l'Industrie et dans l'Agriculture (FRIA-Belgium); the Agentschap voor Innovatie door Wetenschap en Technologie (IWT-Belgium); the Council of Science and Industrial Research, India; and the HOMING PLUS programme of Foundation for Polish Science, cofinanced from European Union, Regional Development Fund.

## Open access

This article is published Open Access at [sciencedirect.com](http://sciencedirect.com). It is distributed under the terms of the Creative Commons Attribution License 3.0, which permits unrestricted use, distribution, and reproduction in any medium, provided the original authors and source are credited.

## References

- [1] C. Albajar, et al., Phys. Lett. B 213 (1988) 405, [http://dx.doi.org/10.1016/0370-2693\(88\)91785-6](http://dx.doi.org/10.1016/0370-2693(88)91785-6).
- [2] F. Abe, et al., Phys. Rev. Lett. 75 (1995) 1451, <http://dx.doi.org/10.1103/PhysRevLett.75.1451>.
- [3] A. Abulencia, et al., Phys. Rev. D 75 (2007) 012010, <http://dx.doi.org/10.1103/PhysRevD.75.012010>.
- [4] S. Abachi, et al., Phys. Rev. Lett. 74 (1995) 3548, <http://dx.doi.org/10.1103/PhysRevLett.74.3548>.
- [5] Y.M. Zaitsev, Phys. Atom. Nucl. 72 (2009) 675, <http://dx.doi.org/10.1134/S1063778809040139>.
- [6] V. Khachatryan, et al., Phys. Rev. Lett. 106 (2011) 112001, <http://dx.doi.org/10.1103/PhysRevLett.106.112001>.
- [7] S. Chatrchyan, Phys. Rev. Lett. 106 (2011) 252001, <http://dx.doi.org/10.1103/PhysRevLett.106.252001>.
- [8] V. Khachatryan, et al., JHEP 1103 (2011) 090, [http://dx.doi.org/10.1007/JHEP03\(2011\)090](http://dx.doi.org/10.1007/JHEP03(2011)090).
- [9] S. Chatrchyan, et al., Phys. Rev. D 84 (2011) 052008, <http://dx.doi.org/10.1103/PhysRevD.84.052008>.
- [10] R. Aaij, et al., Phys. Lett. B 694 (2010) 209, <http://dx.doi.org/10.1016/j.physletb.2010.10.010>.
- [11] S. Chatrchyan, et al., JHEP 1204 (2012) 84, [http://dx.doi.org/10.1007/JHEP04\(2012\)084](http://dx.doi.org/10.1007/JHEP04(2012)084), arXiv:1202.4617.
- [12] G. Aad, et al., Eur. Phys. J. C 71 (2011) 1846, <http://dx.doi.org/10.1140/epjc/s10052-011-1846-4>.
- [13] S. Chatrchyan, et al., CMS Collaboration, Phys. Rev. Lett. 106 (2011) 252001, <http://dx.doi.org/10.1103/PhysRevLett.106.252001>.
- [14] P. Nason, S. Dawson, R.K. Ellis, Nucl. Phys. B 303 (1988) 607, [http://dx.doi.org/10.1016/0550-3213\(88\)90422-1](http://dx.doi.org/10.1016/0550-3213(88)90422-1).
- [15] M. Cacciari, S. Frixione, M. Michelangelo, P. Nason, G. Ridolfi, JHEP 0407 (2004) 033, <http://dx.doi.org/10.1088/1126-6708/2004/07/033>.
- [16] M. Cacciari, M. Greco, P. Nason, JHEP 9805 (1998) 007, <http://dx.doi.org/10.1088/1126-6708/1998/05/007>.
- [17] B.A. Kniehl, G. Kramer, Phys. Rev. D 77 (2008) 014011, <http://dx.doi.org/10.1103/PhysRevD.77.014011>.
- [18] S. Chatrchyan, et al., JINST 3 (2008) S08004, <http://dx.doi.org/10.1088/1748-0221/3/08/S08004>.
- [19] S.H. Lee, K. Ohnishi, S. Yasui, I. Yoo, C. Ko, Phys. Rev. Lett. 100 (2008) 222301, <http://dx.doi.org/10.1103/PhysRevLett.100.222301>.
- [20] Y. Oh, C. Ko, S. Lee, S. Yasui, Phys. Rev. C 79 (2009) 044905, <http://dx.doi.org/10.1103/PhysRevC.79.044905>.
- [21] A. Ayala, E. Cuautele, J. Magnin, L. Montano, G. Sanchez, Heavy flavor nuclear modification factor: more baryons than mesons less energy loss, arXiv:1110.4587, 2011.
- [22] G.H. Arakelyan, C. Merino, C. Pajares, Y.M. Shabelski, Eur. Phys. J. C 54 (2008) 577, <http://dx.doi.org/10.1140/epjc/s10052-008-0554-1>.
- [23] C. Merino, C. Pajares, Y.M. Shabelski, Particle production in the central region at LHC energies, arXiv:1105.6026, 2011.
- [24] K. Nakamura, J. Phys. G 37 (2010) 075021, <http://dx.doi.org/10.1088/0954-3889/37/7A/075021>.
- [25] CMS Collaboration, Absolute calibration of the luminosity measurement at CMS: Winter 2012 update, CMS Physics Analysis Summary CMS-PAS-SMP-12-008 (2012), <http://cdsweb.cern.ch/record/1434360>.
- [26] CMS Collaboration, Eur. Phys. J. C 70 (2010) 1165, <http://dx.doi.org/10.1140/epjc/s10052-010-1491-3>.
- [27] CMS Collaboration, Performance of muon identification in pp collisions at  $\sqrt{s} = 7$  TeV, CMS Physics Analysis Summary CMS-PAS-MUO-10-002 (2010), <http://cdsweb.cern.ch/record/1279140>.

- [28] T. Sjöstrand, S. Mrenna, P. Skands, JHEP 0605 (2006) 026, <http://dx.doi.org/10.1088/1126-6708/2006/05/026>.
- [29] D.J. Lange, Nucl. Instrum. Meth. A 462 (2001) 152, [http://dx.doi.org/10.1016/S0168-9002\(01\)00089-4](http://dx.doi.org/10.1016/S0168-9002(01)00089-4).
- [30] S. Agostinelli, et al., Nucl. Instrum. Meth. A 506 (2003) 250, [http://dx.doi.org/10.1016/S0168-9002\(03\)01368-8](http://dx.doi.org/10.1016/S0168-9002(03)01368-8).
- [31] V. Khachatryan, et al., Eur. Phys. J. C 71 (2011) 1575, <http://dx.doi.org/10.1140/epjc/s10052-011-1575-8>.
- [32] CMS Collaboration, Measurement of tracking efficiency, CMS Physics Analysis Summary CMS-PAS-TRK-10-002 (2010), <http://cdsweb.cern.ch/record/1279139>.
- [33] V. Khachatryan, et al., JHEP 1105 (2011) 064, [http://dx.doi.org/10.1007/JHEP05\(2011\)064](http://dx.doi.org/10.1007/JHEP05(2011)064).
- [34] S. Alioli, P. Nason, C. Oleari, E. Re, JHEP 1006 (2010) 043, [http://dx.doi.org/10.1007/JHEP06\(2010\)043](http://dx.doi.org/10.1007/JHEP06(2010)043).
- [35] S. Frixione, P. Nason, G. Ridolfi, JHEP 0709 (2007) 126, <http://dx.doi.org/10.1088/1126-6708/2007/09/126>.
- [36] J. Pumplin, D. Stump, J. Huston, H. Lai, P. Nadolsky, W. Tung, JHEP 0207 (2002) 012, <http://dx.doi.org/10.1088/1126-6708/2002/07/012>.
- [37] R. Field, Proceedings of the Hadron Collider Physics Symposium 2010 (2010), arXiv:1010.3558.
- [38] S. Frixione, P. Nason, B.R. Webber, JHEP 0308 (2003) 007, <http://dx.doi.org/10.1088/1126-6708/2003/08/007>.
- [39] P. Abreu, et al., Z. Phys. C 68 (1995) 375, <http://dx.doi.org/10.1007/BF01620730>.
- [40] D. Buskulic, et al., Phys. Lett. B 384 (1996) 449, [http://dx.doi.org/10.1016/0370-2693\(96\)00925-2](http://dx.doi.org/10.1016/0370-2693(96)00925-2).
- [41] T. Aaltonen, et al., Phys. Rev. D 77 (2008) 072003, <http://dx.doi.org/10.1103/PhysRevD.77.072003>.
- [42] R. Aaij, et al., Phys. Rev. D 85 (2012) 032008, <http://dx.doi.org/10.1103/PhysRevD.85.032008>.
- [43] C. Tsallis, J. Stat. Phys. 52 (1988) 479, <http://dx.doi.org/10.1007/BF01016429>.
- [44] E. Migliore, G. Sguazzoni, Altered scenarios of the CMS tracker material for systematic uncertainties studies, CMS Note CMS-Note-10-010 (2010), <https://cdsweb.cern.ch/record/1278158>.
- [45] A.K. Aamodt, et al., Phys. Rev. Lett. 105 (2010) 072002, <http://dx.doi.org/10.1103/PhysRevLett.105.072002>.

## CMS Collaboration

S. Chatrchyan, V. Khachatryan, A.M. Sirunyan, A. Tumasyan

*Yerevan Physics Institute, Yerevan, Armenia*

W. Adam, T. Bergauer, M. Dragicevic, J. Erö, C. Fabjan, M. Friedl, R. Frühwirth, V.M. Ghete, J. Hammer, N. Hörmann, J. Hrubec, M. Jeitler, W. Kiesenhofer, V. Knünz, M. Krammer, D. Liko, I. Mikulec, M. Pernicka<sup>†</sup>, B. Rahbaran, C. Rohringer, H. Rohringer, R. Schöfbeck, J. Strauss, A. Taurok, P. Wagner, W. Waltenberger, G. Walzel, E. Widl, C.-E. Wulz

*Institut für Hochenergiephysik der OeAW, Wien, Austria*

V. Mossolov, N. Shumeiko, J. Suarez Gonzalez

*National Centre for Particle and High Energy Physics, Minsk, Belarus*

S. Bansal, T. Cornelis, E.A. De Wolf, X. Janssen, S. Luyckx, T. Maes, L. Mucibello, S. Ochesanu, B. Roland, R. Rougny, M. Selvaggi, Z. Staykova, H. Van Haevermaet, P. Van Mechelen, N. Van Remortel, A. Van Spilbeeck

*Universiteit Antwerpen, Antwerpen, Belgium*

F. Blekman, S. Blyweert, J. D’Hondt, R. Gonzalez Suarez, A. Kalogeropoulos, M. Maes, A. Olbrechts, W. Van Doninck, P. Van Mulders, G.P. Van Onsem, I. Vilella

*Vrije Universiteit Brussel, Brussel, Belgium*

O. Charaf, B. Clerbaux, G. De Lentdecker, V. Dero, A.P.R. Gay, T. Hreus, A. Léonard, P.E. Marage, T. Reis, L. Thomas, C. Vander Velde, P. Vanlaer, J. Wang

*Université Libre de Bruxelles, Bruxelles, Belgium*

V. Adler, K. Beernaert, A. Cimmino, S. Costantini, G. Garcia, M. Grunewald, B. Klein, J. Lellouch, A. Marinov, J. McCartin, A.A. Ocampo Rios, D. Ryckbosch, N. Strobbe, F. Thyssen, M. Tytgat, L. Vanelderen, P. Verwilligen, S. Walsh, E. Yazgan, N. Zaganidis

*Ghent University, Ghent, Belgium*

S. Basegmez, G. Bruno, R. Castello, L. Ceard, C. Delaere, T. du Pree, D. Favart, L. Forthomme, A. Giammanco<sup>1</sup>, J. Hollar, V. Lemaître, J. Liao, O. Militaru, C. Nuttens, D. Pagano, A. Pin, K. Piotrkowski, N. Schul, J.M. Vizán Garcia

*Université Catholique de Louvain, Louvain-la-Neuve, Belgium*



N. Belyi, T. Caebergs, E. Daubie, G.H. Hammad

*Université de Mons, Mons, Belgium*

G.A. Alves, M. Correa Martin Junior, D. De Jesus Damiao, T. Martins, M.E. Pol, M.H.G. Souza

*Centro Brasileiro de Pesquisas Fisicas, Rio de Janeiro, Brazil*

W.L. Aldá Júnior, W. Carvalho, A. Custódio, E.M. Da Costa, C. De Oliveira Martins, S. Fonseca De Souza, D. Matos Figueiredo, L. Mundim, H. Nogima, V. Oguri, W.L. Prado Da Silva, A. Santoro, L. Soares Jorge, A. Sznajder

*Universidade do Estado do Rio de Janeiro, Rio de Janeiro, Brazil*

C.A. Bernardes<sup>2</sup>, F.A. Dias<sup>3</sup>, T.R. Fernandez Perez Tomei, E.M. Gregores<sup>2</sup>, C. Lagana, F. Marinho, P.G. Mercadante<sup>2</sup>, S.F. Novaes, Sandra S. Padula

*Instituto de Fisica Teorica, Universidade Estadual Paulista, Sao Paulo, Brazil*

V. Genchev<sup>4</sup>, P. Iaydjiev<sup>4</sup>, S. Piperov, M. Rodozov, S. Stoykova, G. Sultanov, V. Tcholakov, R. Trayanov, M. Vutova

*Institute for Nuclear Research and Nuclear Energy, Sofia, Bulgaria*

A. Dimitrov, R. Hadjiiska, V. Kozhuharov, L. Litov, B. Pavlov, P. Petkov

*University of Sofia, Sofia, Bulgaria*

J.G. Bian, G.M. Chen, H.S. Chen, C.H. Jiang, D. Liang, S. Liang, X. Meng, J. Tao, J. Wang, X. Wang, Z. Wang, H. Xiao, M. Xu, J. Zang, Z. Zhang

*Institute of High Energy Physics, Beijing, China*

C. Asawatangtrakuldee, Y. Ban, S. Guo, Y. Guo, W. Li, S. Liu, Y. Mao, S.J. Qian, H. Teng, S. Wang, B. Zhu, W. Zou

*State Key Lab. of Nucl. Phys. and Tech., Peking University, Beijing, China*

C. Avila, J.P. Gomez, B. Gomez Moreno, A.F. Osorio Oliveros, J.C. Sanabria

*Universidad de Los Andes, Bogota, Colombia*

N. Godinovic, D. Lelas, R. Plestina<sup>5</sup>, D. Polic, I. Puljak<sup>4</sup>

*Technical University of Split, Split, Croatia*

Z. Antunovic, M. Kovac

*University of Split, Split, Croatia*

V. Brigljevic, S. Duric, K. Kadija, J. Luetic, S. Morovic

*Institute Rudjer Boskovic, Zagreb, Croatia*

A. Attikis, M. Galanti, G. Mavromanolakis, J. Mousa, C. Nicolaou, F. Ptochos, P.A. Razis

*University of Cyprus, Nicosia, Cyprus*

M. Finger, M. Finger Jr.

*Charles University, Prague, Czech Republic*

Y. Assran<sup>6</sup>, S. Elgammal<sup>7</sup>, A. Ellithi Kamel<sup>8</sup>, S. Khalil<sup>7</sup>, M.A. Mahmoud<sup>9</sup>, A. Radi<sup>10,11</sup>

*Academy of Scientific Research and Technology of the Arab Republic of Egypt, Egyptian Network of High Energy Physics, Cairo, Egypt*

M. Kadastik, M. Müntel, M. Raidal, L. Rebane, A. Tiko

*National Institute of Chemical Physics and Biophysics, Tallinn, Estonia*

V. Azzolini, P. Eerola, G. Fedi, M. Voutilainen

*Department of Physics, University of Helsinki, Helsinki, Finland*

J. Härkönen, A. Heikkinen, V. Karimäki, R. Kinnunen, M.J. Kortelainen, T. Lampén, K. Lassila-Perini, S. Lehti, T. Lindén, P. Luukka, T. Mäenpää, T. Peltola, E. Tuominen, J. Tuominiemi, E. Tuovinen, D. Ungaro, L. Wendland

*Helsinki Institute of Physics, Helsinki, Finland*

K. Banzuzi, A. Korpela, T. Tuuva

*Lappeenranta University of Technology, Lappeenranta, Finland*

M. Besancon, S. Choudhury, M. Dejardin, D. Denegri, B. Fabbro, J.L. Faure, F. Ferri, S. Ganjour, A. Givernaud, P. Gras, G. Hamel de Monchenault, P. Jarry, E. Locci, J. Malcles, L. Millischer, A. Nayak, J. Rander, A. Rosowsky, I. Shreyber, M. Titov

*DSM/IRFU, CEA/Saclay, Gif-sur-Yvette, France*

S. Baffioni, F. Beaudette, L. Benhabib, L. Bianchini, M. Bluj<sup>12</sup>, C. Broutin, P. Busson, C. Charlot, N. Daci, T. Dahms, L. Dobrzynski, R. Granier de Cassagnac, M. Haguenaue, P. Miné, C. Mironov, C. Ochando, P. Paganini, D. Sabes, R. Salerno, Y. Sirois, C. Veelken, A. Zabi

*Laboratoire Leprince-Ringuet, Ecole Polytechnique, IN2P3-CNRS, Palaiseau, France*

J.-L. Agram<sup>13</sup>, J. Andrea, D. Bloch, D. Bodin, J.-M. Brom, M. Cardaci, E.C. Chabert, C. Collard, E. Conte<sup>13</sup>, F. Drouhin<sup>13</sup>, C. Ferro, J.-C. Fontaine<sup>13</sup>, D. Gelé, U. Goerlach, P. Juillot, M. Karim<sup>13</sup>, A.-C. Le Bihan, P. Van Hove

*Institut Pluridisciplinaire Hubert Curien, Université de Strasbourg, Université de Haute Alsace Mulhouse, CNRS/IN2P3, Strasbourg, France*

F. Fassi, D. Mercier

*Centre de Calcul de l'Institut National de Physique Nucleaire et de Physique des Particules (IN2P3), Villeurbanne, France*

S. Beauceron, N. Beaupere, O. Bondu, G. Boudoul, H. Brun, J. Chasserat, R. Chierici<sup>4</sup>, D. Contardo, P. Depasse, H. El Mamouni, J. Fay, S. Gascon, M. Gouzevitch, B. Ille, T. Kurca, M. Lethuillier, L. Mirabito, S. Perries, V. Sordini, S. Tosi, Y. Tschudi, P. Verdier, S. Viret

*Université de Lyon, Université Claude Bernard Lyon 1, CNRS-IN2P3, Institut de Physique Nucléaire de Lyon, Villeurbanne, France*

Z. Tsamalaidze<sup>14</sup>

*Institute of High Energy Physics and Informatization, Tbilisi State University, Tbilisi, Georgia*

G. Anagnostou, S. Beranek, M. Edelhoff, L. Feld, N. Heracleous, O. Hindrichs, R. Jussen, K. Klein, J. Merz, A. Ostapchuk, A. Perieanu, F. Raupach, J. Sammet, S. Schael, D. Sprenger, H. Weber, B. Wittmer, V. Zhukov<sup>15</sup>

*RWTH Aachen University, I. Physikalisches Institut, Aachen, Germany*

M. Ata, J. Caudron, E. Dietz-Laursonn, M. Erdmann, A. Güth, T. Hebbeker, C. Heidemann, K. Hoepfner, D. Klingebiel, P. Kreuzer, J. Lingemann, C. Magass, M. Merschmeyer, A. Meyer, M. Olschewski, P. Papacz, H. Pieta, H. Reithler, S.A. Schmitz, L. Sonnenschein, J. Steggemann, D. Teyssier, M. Weber

*RWTH Aachen University, III. Physikalisches Institut A, Aachen, Germany*

M. Bontenackels, V. Cherepanov, M. Davids, G. Flügge, H. Geenen, M. Geisler, W. Haj Ahmad, F. Hoehle, B. Kargoll, T. Kress, Y. Kuessel, A. Linn, A. Nowack, L. Perchalla, O. Pooth, J. Rennefeld, P. Sauerland, A. Stahl

*RWTH Aachen University, III. Physikalisches Institut B, Aachen, Germany*

M. Aldaya Martin, J. Behr, W. Behrenhoff, U. Behrens, M. Bergholz<sup>16</sup>, A. Bethani, K. Borras, A. Burgmeier, A. Cakir, L. Calligaris, A. Campbell, E. Castro, F. Costanza, D. Dammann, G. Eckerlin, D. Eckstein, D. Fischer, G. Flucke, A. Geiser, I. Glushkov, S. Habib, J. Hauk, H. Jung<sup>4</sup>, M. Kasemann, P. Katsas, C. Kleinwort, H. Kluge, A. Knutsson, M. Krämer, D. Krücker, E. Kuznetsova, W. Lange, W. Lohmann<sup>16</sup>, B. Lutz, R. Mankel, I. Marfin, M. Marienfeld, I.-A. Melzer-Pellmann, A.B. Meyer, J. Mnich, A. Mussgiller, S. Naumann-Emme, J. Olzem, H. Perrey, A. Petrukhin, D. Pitzl, A. Raspereza, P.M. Ribeiro Cipriano, C. Riedl, M. Rosin, J. Salfeld-Nebgen, R. Schmidt<sup>16</sup>, T. Schoerner-Sadenius, N. Sen, A. Spiridonov, M. Stein, R. Walsh, C. Wissing

*Deutsches Elektronen-Synchrotron, Hamburg, Germany*

C. Autermann, V. Blobel, S. Bobrovskiy, J. Draeger, H. Enderle, J. Erfle, U. Gebbert, M. Görner, T. Hermanns, R.S. Höing, K. Kaschube, G. Kaussen, H. Kirschenmann, R. Klanner, J. Lange, B. Mura, F. Nowak, T. Peiffer, N. Pietsch, C. Sander, H. Schettler, P. Schleper, E. Schlieckau, A. Schmidt, M. Schröder, T. Schum, H. Stadie, G. Steinbrück, J. Thomsen

*University of Hamburg, Hamburg, Germany*

C. Barth, J. Berger, T. Chwalek, W. De Boer, A. Dierlamm, M. Feindt, M. Guthoff<sup>4</sup>, C. Hackstein, F. Hartmann, M. Heinrich, H. Held, K.H. Hoffmann, S. Honc, I. Katkov<sup>15</sup>, J.R. Komaragiri, D. Martschei, S. Mueller, Th. Müller, M. Niegel, A. Nürnberg, O. Oberst, A. Oehler, J. Ott, G. Quast, K. Rabbertz, F. Ratnikov, N. Ratnikova, S. Röcker, A. Scheurer, F.-P. Schilling, G. Schott, H.J. Simonis, F.M. Stober, D. Troendle, R. Ulrich, J. Wagner-Kuhr, T. Weiler, M. Zeise

*Institut für Experimentelle Kernphysik, Karlsruhe, Germany*

G. Daskalakis, T. Gerasis, S. Kesisoglou, A. Kyriakis, D. Loukas, I. Manolakos, A. Markou, C. Markou, C. Mavrommatis, E. Ntomari

*Institute of Nuclear Physics "Demokritos", Aghia Paraskevi, Greece*

L. Gouskos, T.J. Mertzimekis, A. Panagiotou, N. Saoulidou

*University of Athens, Athens, Greece*

I. Evangelou, C. Foudas<sup>4</sup>, P. Kokkas, N. Manthos, I. Papadopoulos, V. Patras

*University of Ioánnina, Ioánnina, Greece*

G. Bencze, C. Hajdu<sup>4</sup>, P. Hidas, D. Horvath<sup>17</sup>, K. Krajczar<sup>18</sup>, B. Radics, F. Sikler<sup>4</sup>, V. Veszpremi, G. Vesztergombi<sup>18</sup>

*KFKI Research Institute for Particle and Nuclear Physics, Budapest, Hungary*

N. Beni, S. Czellar, J. Molnar, J. Palinkas, Z. Szillasi

*Institute of Nuclear Research ATOMKI, Debrecen, Hungary*

J. Karacsi, P. Raics, Z.L. Trocsanyi, B. Ujvari

*University of Debrecen, Debrecen, Hungary*

S.B. Beri, V. Bhatnagar, N. Dhingra, R. Gupta, M. Jindal, M. Kaur, J.M. Kohli, M.Z. Mehta, N. Nishu, L.K. Saini, A. Sharma, J. Singh

*Panjab University, Chandigarh, India*

S. Ahuja, A. Bhardwaj, B.C. Choudhary, A. Kumar, A. Kumar, S. Malhotra, M. Naimuddin, K. Ranjan, V. Sharma, R.K. Shivpuri

University of Delhi, Delhi, India

S. Banerjee, S. Bhattacharya, S. Dutta, B. Gomber, Sa. Jain, Sh. Jain, R. Khurana, S. Sarkar, M. Sharan

Saha Institute of Nuclear Physics, Kolkata, India

A. Abdulsalam, R.K. Choudhury, D. Dutta, S. Kailas, V. Kumar, P. Mehta, A.K. Mohanty<sup>4</sup>, L.M. Pant, P. Shukla

Bhabha Atomic Research Centre, Mumbai, India

T. Aziz, S. Ganguly, M. Guchait<sup>19</sup>, M. Maity<sup>20</sup>, G. Majumder, K. Mazumdar, G.B. Mohanty, B. Parida, K. Sudhakar, N. Wickramage

Tata Institute of Fundamental Research - EHEP, Mumbai, India

S. Banerjee, S. Dugad

Tata Institute of Fundamental Research - HECR, Mumbai, India

H. Arfaei, H. Bakhshiansohi<sup>21</sup>, S.M. Etesami<sup>22</sup>, A. Fahim<sup>21</sup>, M. Hashemi, H. Hesari, A. Jafari<sup>21</sup>, M. Khakzad, A. Mohammadi<sup>23</sup>, M. Mohammadi Najafabadi, S. Paktinat Mehdiabadi, B. Safarzadeh<sup>24</sup>, M. Zeinali<sup>22</sup>

Institute for Research in Fundamental Sciences (IPM), Tehran, Iran

M. Abbrescia<sup>a,b</sup>, L. Barbone<sup>a,b</sup>, C. Calabria<sup>a,b,4</sup>, S.S. Chhibra<sup>a,b</sup>, A. Colaleo<sup>a</sup>, D. Creanza<sup>a,c</sup>, N. De Filippis<sup>a,c,4</sup>, M. De Palma<sup>a,b</sup>, L. Fiore<sup>a</sup>, G. Iaselli<sup>a,c</sup>, L. Lusito<sup>a,b</sup>, G. Maggi<sup>a,c</sup>, M. Maggi<sup>a</sup>, B. Marangelli<sup>a,b</sup>, S. My<sup>a,c</sup>, S. Nuzzo<sup>a,b</sup>, N. Pacifico<sup>a,b</sup>, A. Pompili<sup>a,b</sup>, G. Pugliese<sup>a,c</sup>, G. Selvaggi<sup>a,b</sup>, L. Silvestris<sup>a</sup>, G. Singh<sup>a,b</sup>, G. Zito<sup>a</sup>

<sup>a</sup> INFN Sezione di Bari, Bari, Italy

<sup>b</sup> Università di Bari, Bari, Italy

<sup>c</sup> Politecnico di Bari, Bari, Italy

G. Abbiendi<sup>a</sup>, A.C. Benvenuti<sup>a</sup>, D. Bonacorsi<sup>a,b</sup>, S. Braibant-Giacomelli<sup>a,b</sup>, L. Brigliadori<sup>a,b</sup>, P. Capiluppi<sup>a,b</sup>, A. Castro<sup>a,b</sup>, F.R. Cavallo<sup>a</sup>, M. Cuffiani<sup>a,b</sup>, G.M. Dallavalle<sup>a</sup>, F. Fabbri<sup>a</sup>, A. Fanfani<sup>a,b</sup>, D. Fasanella<sup>a,b,4</sup>, P. Giacomelli<sup>a</sup>, C. Grandi<sup>a</sup>, L. Guiducci<sup>a</sup>, S. Marcellini<sup>a</sup>, G. Masetti<sup>a</sup>, M. Meneghelli<sup>a,b,4</sup>, A. Montanari<sup>a</sup>, F.L. Navarria<sup>a,b</sup>, F. Odorici<sup>a</sup>, A. Perrotta<sup>a</sup>, F. Primavera<sup>a,b</sup>, A.M. Rossi<sup>a,b</sup>, T. Rovelli<sup>a,b</sup>, G. Siroli<sup>a,b</sup>, R. Travaglini<sup>a,b</sup>

<sup>a</sup> INFN Sezione di Bologna, Bologna, Italy

<sup>b</sup> Università di Bologna, Bologna, Italy

S. Albergo<sup>a,b</sup>, G. Cappello<sup>a,b</sup>, M. Chiorboli<sup>a,b</sup>, S. Costa<sup>a,b</sup>, R. Potenza<sup>a,b</sup>, A. Tricomi<sup>a,b</sup>, C. Tuve<sup>a,b</sup>

<sup>a</sup> INFN Sezione di Catania, Catania, Italy

<sup>b</sup> Università di Catania, Catania, Italy

G. Barbagli<sup>a</sup>, V. Ciulli<sup>a,b</sup>, C. Civinini<sup>a</sup>, R. D'Alessandro<sup>a,b</sup>, E. Focardi<sup>a,b</sup>, S. Frosali<sup>a,b</sup>, E. Gallo<sup>a</sup>, S. Gonzi<sup>a,b</sup>, M. Meschini<sup>a</sup>, S. Paoletti<sup>a</sup>, G. Sguazzoni<sup>a</sup>, A. Tropiano<sup>a,4</sup>

<sup>a</sup> INFN Sezione di Firenze, Firenze, Italy

<sup>b</sup> Università di Firenze, Firenze, Italy

L. Benussi, S. Bianco, S. Colafranceschi<sup>25</sup>, F. Fabbri, D. Piccolo

INFN Laboratori Nazionali di Frascati, Frascati, Italy

P. Fabbriatore, R. Musenich

INFN Sezione di Genova, Genova, Italy

A. Benaglia<sup>a,b,4</sup>, F. De Guio<sup>a,b</sup>, L. Di Matteo<sup>a,b,4</sup>, S. Fiorendi<sup>a,b</sup>, S. Gennai<sup>a,4</sup>, A. Ghezzi<sup>a,b</sup>, S. Malvezzi<sup>a</sup>, R.A. Manzoni<sup>a,b</sup>, A. Martelli<sup>a,b</sup>, A. Massironi<sup>a,b,4</sup>, D. Menasce<sup>a</sup>, L. Moroni<sup>a</sup>, M. Paganoni<sup>a,b</sup>, D. Pedrini<sup>a</sup>, S. Ragazzi<sup>a,b</sup>, N. Redaelli<sup>a</sup>, S. Sala<sup>a</sup>, T. Tabarelli de Fatis<sup>a,b</sup>

<sup>a</sup> INFN Sezione di Milano-Bicocca, Milano, Italy

<sup>b</sup> Università di Milano-Bicocca, Milano, Italy

S. Buontempo<sup>a</sup>, C.A. Carrillo Montoya<sup>a,4</sup>, N. Cavallo<sup>a,26</sup>, A. De Cosa<sup>a,b,4</sup>, O. Dogangun<sup>a,b</sup>, F. Fabozzi<sup>a,26</sup>, A.O.M. Iorio<sup>a,4</sup>, L. Lista<sup>a</sup>, S. Meola<sup>a,27</sup>, M. Merola<sup>a,b</sup>, P. Paolucci<sup>a,4</sup>

<sup>a</sup> INFN Sezione di Napoli, Napoli, Italy

<sup>b</sup> Università di Napoli "Federico II", Napoli, Italy

P. Azzi<sup>a</sup>, N. Bacchetta<sup>a,4</sup>, P. Bellan<sup>a,b</sup>, D. Bisello<sup>a,b</sup>, A. Branca<sup>a,4</sup>, R. Carlin<sup>a,b</sup>, P. Checchia<sup>a</sup>, T. Dorigo<sup>a</sup>, U. Dosselli<sup>a</sup>, F. Gasparini<sup>a,b</sup>, A. Gozzelino<sup>a</sup>, K. Kanishchev<sup>a,c</sup>, S. Lacaprara<sup>a</sup>, I. Lazzizzera<sup>a,c</sup>, M. Margoni<sup>a,b</sup>, A.T. Meneguzzo<sup>a,b</sup>, M. Nespolo<sup>a,4</sup>, L. Perrozzi<sup>a</sup>, N. Pozzobon<sup>a,b</sup>, P. Ronchese<sup>a,b</sup>, F. Simonetto<sup>a,b</sup>, E. Torassa<sup>a</sup>, M. Tosi<sup>a,b,4</sup>, S. Vanini<sup>a,b</sup>, P. Zotto<sup>a,b</sup>

<sup>a</sup> INFN Sezione di Padova, Padova, Italy

<sup>b</sup> Università di Padova, Padova, Italy

<sup>c</sup> Università di Trento (Trento), Padova, Italy

M. Gabusi<sup>a,b</sup>, S.P. Ratti<sup>a,b</sup>, C. Riccardi<sup>a,b</sup>, P. Torre<sup>a,b</sup>, P. Vitulo<sup>a,b</sup>

<sup>a</sup> INFN Sezione di Pavia, Pavia, Italy

<sup>b</sup> Università di Pavia, Pavia, Italy

M. Biasini<sup>a,b</sup>, G.M. Bilei<sup>a</sup>, L. Fanò<sup>a,b</sup>, P. Lariccia<sup>a,b</sup>, A. Lucaroni<sup>a,b,4</sup>, G. Mantovani<sup>a,b</sup>, M. Menichelli<sup>a</sup>, A. Nappi<sup>a,b</sup>, F. Romeo<sup>a,b</sup>, A. Saha<sup>a</sup>, A. Santocchia<sup>a,b</sup>, S. Taroni<sup>a,b,4</sup>

<sup>a</sup> INFN Sezione di Perugia, Perugia, Italy

<sup>b</sup> Università di Perugia, Perugia, Italy

P. Azzurri<sup>a,c</sup>, G. Bagliesi<sup>a</sup>, T. Boccali<sup>a</sup>, G. Broccolo<sup>a,c</sup>, R. Castaldi<sup>a</sup>, R.T. D'Agnolo<sup>a,c</sup>, R. Dell'Orso<sup>a</sup>, F. Fiori<sup>a,b,4</sup>, L. Foà<sup>a,c</sup>, A. Giassi<sup>a</sup>, A. Kraan<sup>a</sup>, F. Ligabue<sup>a,c</sup>, T. Lomtadze<sup>a</sup>, L. Martini<sup>a,28</sup>, A. Messineo<sup>a,b</sup>, F. Palla<sup>a</sup>, F. Palmonari<sup>a</sup>, A. Rizzi<sup>a,b</sup>, A.T. Serban<sup>a,29</sup>, P. Spagnolo<sup>a</sup>, P. Squillacioti<sup>a,4</sup>, R. Tenchini<sup>a</sup>, G. Tonelli<sup>a,b,4</sup>, A. Venturi<sup>a,4</sup>, P.G. Verdini<sup>a</sup>

<sup>a</sup> INFN Sezione di Pisa, Pisa, Italy

<sup>b</sup> Università di Pisa, Pisa, Italy

<sup>c</sup> Scuola Normale Superiore di Pisa, Pisa, Italy

L. Barone<sup>a,b</sup>, F. Cavallari<sup>a</sup>, D. Del Re<sup>a,b,4</sup>, M. Diemoz<sup>a</sup>, M. Grassi<sup>a,b,4</sup>, E. Longo<sup>a,b</sup>, P. Meridiani<sup>a,4</sup>, F. Micheli<sup>a,b</sup>, S. Nourbakhsh<sup>a,b</sup>, G. Organtini<sup>a,b</sup>, R. Paramatti<sup>a</sup>, S. Rahatlou<sup>a,b</sup>, M. Sigamani<sup>a</sup>, L. Soffi<sup>a,b</sup>

<sup>a</sup> INFN Sezione di Roma, Roma, Italy

<sup>b</sup> Università di Roma "La Sapienza", Roma, Italy

N. Amapane<sup>a,b</sup>, R. Arcidiacono<sup>a,c</sup>, S. Argiro<sup>a,b</sup>, M. Arneodo<sup>a,c</sup>, C. Biino<sup>a</sup>, C. Botta<sup>a,b</sup>, N. Cartiglia<sup>a</sup>, M. Costa<sup>a,b</sup>, P. De Remigis<sup>a</sup>, N. Demaria<sup>a</sup>, A. Graziano<sup>a,b</sup>, C. Mariotti<sup>a,4</sup>, S. Maselli<sup>a</sup>, E. Migliore<sup>a,b</sup>, V. Monaco<sup>a,b</sup>, M. Musich<sup>a,4</sup>, M.M. Obertino<sup>a,c</sup>, N. Pastrone<sup>a</sup>, M. Pelliccioni<sup>a</sup>, A. Potenza<sup>a,b</sup>, A. Romero<sup>a,b</sup>, M. Ruspa<sup>a,c</sup>, R. Sacchi<sup>a,b</sup>, A. Solano<sup>a,b</sup>, A. Staiano<sup>a</sup>, A. Vilela Pereira<sup>a</sup>

<sup>a</sup> INFN Sezione di Torino, Torino, Italy

<sup>b</sup> Università di Torino, Torino, Italy

<sup>c</sup> Università del Piemonte Orientale (Novara), Torino, Italy

S. Belforte<sup>a</sup>, F. Cossutti<sup>a</sup>, G. Della Ricca<sup>a,b</sup>, B. Gobbo<sup>a</sup>, M. Marone<sup>a,b,4</sup>, D. Montanino<sup>a,b,4</sup>, A. Penzo<sup>a</sup>, A. Schizzi<sup>a,b</sup>

<sup>a</sup> INFN Sezione di Trieste, Trieste, Italy

<sup>b</sup> Università di Trieste, Trieste, Italy

S.G. Heo, T.Y. Kim, S.K. Nam

*Kangwon National University, Chunchon, Republic of Korea*

S. Chang, J. Chung, D.H. Kim, G.N. Kim, D.J. Kong, H. Park, S.R. Ro, D.C. Son, T. Son

*Kyungpook National University, Daegu, Republic of Korea*

J.Y. Kim, Zero J. Kim, S. Song

*Chonnam National University, Institute for Universe and Elementary Particles, Kwangju, Republic of Korea*

H.Y. Jo

*Konkuk University, Seoul, Republic of Korea*

S. Choi, D. Gyun, B. Hong, M. Jo, H. Kim, T.J. Kim, K.S. Lee, D.H. Moon, S.K. Park, E. Seo

*Korea University, Seoul, Republic of Korea*

M. Choi, S. Kang, H. Kim, J.H. Kim, C. Park, I.C. Park, S. Park, G. Ryu

*University of Seoul, Seoul, Republic of Korea*

Y. Cho, Y. Choi, Y.K. Choi, J. Goh, M.S. Kim, E. Kwon, B. Lee, J. Lee, S. Lee, H. Seo, I. Yu

*Sungkyunkwan University, Suwon, Republic of Korea*

M.J. Bilinskas, I. Grigelionis, M. Janulis, A. Juodagalvis

*Vilnius University, Vilnius, Lithuania*

H. Castilla-Valdez, E. De La Cruz-Burelo, I. Heredia-de La Cruz, R. Lopez-Fernandez, R. Magaña Villalba, J. Martínez-Ortega, A. Sánchez-Hernández, L.M. Villasenor-Cendejas

*Centro de Investigacion y de Estudios Avanzados del IPN, Mexico City, Mexico*

S. Carrillo Moreno, F. Vazquez Valencia

*Universidad Iberoamericana, Mexico City, Mexico*

H.A. Salazar Ibarquen

*Benemerita Universidad Autonoma de Puebla, Puebla, Mexico*

E. Casimiro Linares, A. Morelos Pineda, M.A. Reyes-Santos

*Universidad Autónoma de San Luis Potosí, San Luis Potosí, Mexico*

D. Krofcheck

*University of Auckland, Auckland, New Zealand*

A.J. Bell, P.H. Butler, R. Doesburg, S. Reucroft, H. Silverwood

*University of Canterbury, Christchurch, New Zealand*

M. Ahmad, M.I. Asghar, H.R. Hoorani, S. Khalid, W.A. Khan, T. Khurshid, S. Qazi, M.A. Shah, M. Shoaib

*National Centre for Physics, Quaid-I-Azam University, Islamabad, Pakistan*

G. Brona, K. Bunkowski, M. Cwiok, W. Dominik, K. Doroba, A. Kalinowski, M. Konecki, J. Krolikowski

*Institute of Experimental Physics, Faculty of Physics, University of Warsaw, Warsaw, Poland*

H. Bialkowska, B. Boimska, T. Frueboes, R. Gokieli, M. Górski, M. Kazana, K. Nawrocki, K. Romanowska-Rybicka, M. Szleper, G. Wrochna, P. Zalewski

*Soltan Institute for Nuclear Studies, Warsaw, Poland*

N. Almeida, P. Bargassa, A. David, P. Faccioli, P.G. Ferreira Parracho, M. Gallinaro, J. Seixas, J. Varela, P. Vischia

*Laboratório de Instrumentação e Física Experimental de Partículas, Lisboa, Portugal*

I. Belotelov, P. Bunin, M. Gavrilenko, I. Golutvin, I. Gorbunov, A. Kamenev, V. Karjavin, G. Kozlov, A. Lanev, A. Malakhov, P. Moisenz, V. Palichik, V. Perelygin, S. Shmatov, V. Smirnov, A. Volodko, A. Zarubin

*Joint Institute for Nuclear Research, Dubna, Russia*

S. Evstyukhin, V. Golovtsov, Y. Ivanov, V. Kim, P. Levchenko, V. Murzin, V. Oreshkin, I. Smirnov, V. Sulimov, L. Uvarov, S. Vavilov, A. Vorobyev, An. Vorobyev

*Petersburg Nuclear Physics Institute, Gatchina (St Petersburg), Russia*

Yu. Andreev, A. Dermenev, S. Gninenko, N. Golubev, M. Kirsanov, N. Krasnikov, V. Matveev, A. Pashenkov, D. Tlisov, A. Toropin

*Institute for Nuclear Research, Moscow, Russia*

V. Epshteyn, M. Erofeeva, V. Gavrillov, M. Kossov<sup>4</sup>, N. Lychkovskaya, V. Popov, G. Safronov, S. Semenov, V. Stolin, E. Vlasov, A. Zhokin

*Institute for Theoretical and Experimental Physics, Moscow, Russia*

A. Belyaev, E. Boos, M. Dubinin<sup>3</sup>, L. Dudko, A. Ershov, A. Gribushin, V. Klyukhin, O. Kodolova, I. Lokhtin, A. Markina, S. Obraztsov, M. Perfilov, S. Petrushanko, A. Popov, L. Sarycheva<sup>†</sup>, V. Savrin, A. Snigirev

*Moscow State University, Moscow, Russia*

V. Andreev, M. Azarkin, I. Dremin, M. Kirakosyan, A. Leonidov, G. Mesyats, S.V. Rusakov, A. Vinogradov

*P.N. Lebedev Physical Institute, Moscow, Russia*

I. Azhgirey, I. Bayshev, S. Bitioukov, V. Grishin<sup>4</sup>, V. Kachanov, D. Konstantinov, A. Korablev, V. Krychkin, V. Petrov, R. Ryutin, A. Sobol, L. Tourtchanovitch, S. Troshin, N. Tyurin, A. Uzunian, A. Volkov

*State Research Center of Russian Federation, Institute for High Energy Physics, Protvino, Russia*

P. Adzic<sup>30</sup>, M. Djordjevic, M. Ekmedzic, D. Krpic<sup>30</sup>, J. Milosevic

*University of Belgrade, Faculty of Physics and Vinca Institute of Nuclear Sciences, Belgrade, Serbia*

M. Aguilar-Benitez, J. Alcaraz Maestre, P. Arce, C. Battilana, E. Calvo, M. Cerrada, M. Chamizo Llatas, N. Colino, B. De La Cruz, A. Delgado Peris, C. Diez Pardos, D. Domínguez Vázquez, C. Fernandez Bedoya, J.P. Fernández Ramos, A. Ferrando, J. Flix, M.C. Fouz, P. Garcia-Abia, O. Gonzalez Lopez, S. Goy Lopez, J.M. Hernandez, M.I. Josa, G. Merino, J. Puerta Pelayo, A. Quintario Olmeda, I. Redondo, L. Romero, J. Santaolalla, M.S. Soares, C. Willmott

*Centro de Investigaciones Energéticas Medioambientales y Tecnológicas (CIEMAT), Madrid, Spain*

C. Albajar, G. Codispoti, J.F. de Trocóniz

*Universidad Autónoma de Madrid, Madrid, Spain*

J. Cuevas, J. Fernandez Menendez, S. Folgueras, I. Gonzalez Caballero, L. Lloret Iglesias, J. Piedra Gomez<sup>31</sup>

*Universidad de Oviedo, Oviedo, Spain*

J.A. Brochero Cifuentes, I.J. Cabrillo, A. Calderon, S.H. Chuang, J. Duarte Campderros, M. Felcini<sup>32</sup>, M. Fernandez, G. Gomez, J. Gonzalez Sanchez, C. Jorda, P. Lobelle Pardo, A. Lopez Virto, J. Marco, R. Marco, C. Martinez Rivero, F. Matorras, F.J. Munoz Sanchez, T. Rodrigo, A.Y. Rodríguez-Marrero, A. Ruiz-Jimeno, L. Scodellaro, M. Sobron Sanudo, I. Vila, R. Vilar Cortabitarte

*Instituto de Física de Cantabria (IFCA), CSIC-Universidad de Cantabria, Santander, Spain*

D. Abbaneo, E. Auffray, G. Auzinger, P. Baillon, A.H. Ball, D. Barney, C. Bernet<sup>5</sup>, G. Bianchi, P. Bloch, A. Bocci, A. Bonato, H. Breuker, T. Camporesi, G. Cerminara, T. Christiansen, J.A. Coarasa Perez, D. D'Enterria, A. Dabrowski, A. De Roeck, S. Di Guida, M. Dobson, N. Dupont-Sagorin, A. Elliott-Peisert, B. Frisch, W. Funk, G. Georgiou, M. Giffels, D. Gigi, K. Gill, D. Giordano, M. Giunta, F. Glege, R. Gomez-Reino Garrido, P. Govoni, S. Gowdy, R. Guida, M. Hansen, P. Harris, C. Hartl, J. Harvey, B. Hegner, A. Hinzmann, V. Innocente, P. Janot, K. Kaadze, E. Karavakis, K. Kousouris, P. Lecoq, Y.-J. Lee, P. Lenzi, C. Lourenço, T. Mäki, M. Malberti, L. Malgeri, M. Mannelli, L. Masetti, F. Meijers, S. Mersi, E. Meschi, R. Moser, M.U. Mozer, M. Mulders, P. Musella, E. Nesvold, M. Nguyen, T. Orimoto, L. Orsini, E. Palencia Cortezon, E. Perez, A. Petrilli, A. Pfeiffer, M. Pierini, M. Pimiä, D. Piparo, G. Polese, L. Quertenmont, A. Racz, W. Reece, J. Rodrigues Antunes, G. Rolandi<sup>33</sup>, T. Rommerskirchen, C. Rovelli<sup>34</sup>, M. Rovere, H. Sakulin, F. Santanastasio, C. Schäfer, C. Schwick, I. Segoni, S. Sekmen, A. Sharma, P. Siegrist, P. Silva, M. Simon, P. Sphicas<sup>35,\*</sup>, D. Spiga, M. Spiropulu<sup>3</sup>, M. Stoye, A. Tsirou, G.I. Veres<sup>18</sup>, J.R. Vlimant, H.K. Wöhri, S.D. Worm<sup>36</sup>, W.D. Zeuner

*CERN, European Organization for Nuclear Research, Geneva, Switzerland*

W. Bertl, K. Deiters, W. Erdmann, K. Gabathuler, R. Horisberger, Q. Ingram, H.C. Kaestli, S. König, D. Kotlinski, U. Langenegger, F. Meier, D. Renker, T. Rohe, J. Sibille<sup>37</sup>

*Paul Scherrer Institut, Villigen, Switzerland*

L. Bäni, P. Bortignon, M.A. Buchmann, B. Casal, N. Chanon, Z. Chen, A. Deisher, G. Dissertori, M. Dittmar, M. Dünser, J. Eugster, K. Freudenreich, C. Grab, D. Hits, P. Lecomte, W. Luster, P. Martinez Ruiz del Arbol, N. Mohr, F. Moortgat, C. Nägeli<sup>38</sup>, P. Nef, F. Nessi-Tedaldi, F. Pandolfi, L. Pape, F. Pauss, M. Peruzzi, F.J. Ronga, M. Rossini, L. Sala, A.K. Sanchez, A. Starodumov<sup>39</sup>, B. Stieger, M. Takahashi, L. Tauscher<sup>†</sup>, A. Thea, K. Theofilatos, D. Treille, C. Urscheler, R. Wallny, H.A. Weber, L. Wehrli

*Institute for Particle Physics, ETH Zurich, Zurich, Switzerland*

E. Aguilo, C. AMSler, V. Chiochia, S. De Visscher, C. Favaro, M. Ivova Rikova, B. Millan Mejias, P. Otiougova, P. Robmann, H. Snoek, S. Tupputi, M. Verzetti

*Universität Zürich, Zurich, Switzerland*

Y.H. Chang, K.H. Chen, C.M. Kuo, S.W. Li, W. Lin, Z.K. Liu, Y.J. Lu, D. Mekterovic, A.P. Singh, R. Volpe, S.S. Yu

*National Central University, Chung-Li, Taiwan*

P. Bartalini, P. Chang, Y.H. Chang, Y.W. Chang, Y. Chao, K.F. Chen, C. Dietz, U. Grundler, W.-S. Hou, Y. Hsiung, K.Y. Kao, Y.J. Lei, R.-S. Lu, D. Majumder, E. Petrakou, X. Shi, J.G. Shiu, Y.M. Tzeng, X. Wan, M. Wang

*National Taiwan University (NTU), Taipei, Taiwan*

A. Adiguzel, M.N. Bakirci<sup>40</sup>, S. Cerci<sup>41</sup>, C. Dozen, I. Dumanoglu, E. Eskut, S. Girgis, G. Gokbulut, E. Gurpinar, I. Hos, E.E. Kangal, G. Karapinar, A. Kayis Topaksu, G. Onengut, K. Ozdemir, S. Ozturk<sup>42</sup>, A. Polatoz, K. Sogut<sup>43</sup>, D. Sunar Cerci<sup>41</sup>, B. Tali<sup>41</sup>, H. Topakli<sup>40</sup>, L.N. Vergili, M. Vergili

*Cukurova University, Adana, Turkey*



I.V. Akin, T. Aliev, B. Bilin, S. Bilmis, M. Deniz, H. Gamsizkan, A.M. Guler, K. Ocalan, A. Ozpineci, M. Serin, R. Sever, U.E. Surat, M. Yalvac, E. Yildirim, M. Zeyrek

*Middle East Technical University, Physics Department, Ankara, Turkey*

E. Gülmez, B. Isildak<sup>44</sup>, M. Kaya<sup>45</sup>, O. Kaya<sup>45</sup>, S. Ozkorucuklu<sup>46</sup>, N. Sonmez<sup>47</sup>

*Bogazici University, Istanbul, Turkey*

K. Cankocak

*Istanbul Technical University, Istanbul, Turkey*

L. Levchuk

*National Scientific Center, Kharkov Institute of Physics and Technology, Kharkov, Ukraine*

F. Bostock, J.J. Brooke, E. Clement, D. Cussans, H. Flacher, R. Frazier, J. Goldstein, M. Grimes, G.P. Heath, H.F. Heath, L. Kreczko, S. Metson, D.M. Newbold<sup>36</sup>, K. Nirunpong, A. Poll, S. Senkin, V.J. Smith, T. Williams

*University of Bristol, Bristol, United Kingdom*

L. Basso<sup>48</sup>, K.W. Bell, A. Belyaev<sup>48</sup>, C. Brew, R.M. Brown, D.J.A. Cockerill, J.A. Coughlan, K. Harder, S. Harper, J. Jackson, B.W. Kennedy, E. Olaiya, D. Petyt, B.C. Radburn-Smith, C.H. Shepherd-Themistocleous, I.R. Tomalin, W.J. Womersley

*Rutherford Appleton Laboratory, Didcot, United Kingdom*

R. Bainbridge, G. Ball, R. Beuselinck, O. Buchmuller, D. Colling, N. Cripps, M. Cutajar, P. Dauncey, G. Davies, M. Della Negra, W. Ferguson, J. Fulcher, D. Futyan, A. Gilbert, A. Guneratne Bryer, G. Hall, Z. Hatherell, J. Hays, G. Iles, M. Jarvis, G. Karapostoli, L. Lyons, A.-M. Magnan, J. Marrouche, B. Mathias, R. Nandi, J. Nash, A. Nikitenko<sup>39</sup>, A. Papageorgiou, J. Pela<sup>4</sup>, M. Pesaresi, K. Petridis, M. Pioppi<sup>49</sup>, D.M. Raymond, S. Rogerson, A. Rose, M.J. Ryan, C. Seez, P. Sharp<sup>†</sup>, A. Sparrow, A. Tapper, M. Vazquez Acosta, T. Virdee, S. Wakefield, N. Wardle, T. Whyntie

*Imperial College, London, United Kingdom*

M. Chadwick, J.E. Cole, P.R. Hobson, A. Khan, P. Kyberd, D. Leslie, W. Martin, I.D. Reid, P. Symonds, L. Teodorescu, M. Turner

*Brunel University, Uxbridge, United Kingdom*

K. Hatakeyama, H. Liu, T. Scarborough

*Baylor University, Waco, USA*

C. Henderson, P. Rumerio

*University of Alabama, Tuscaloosa, USA*

A. Avetisyan, T. Bose, C. Fantasia, A. Heister, J.St. John, P. Lawson, D. Lazic, J. Rohlf, D. Sperka, L. Sulak

*Boston University, Boston, USA*

J. Alimena, S. Bhattacharya, D. Cutts, A. Ferapontov, U. Heintz, S. Jabeen, G. Kukartsev, G. Landsberg, M. Luk, M. Narain, D. Nguyen, M. Segala, T. Sinthuprasith, T. Speer, K.V. Tsang

*Brown University, Providence, USA*

R. Breedon, G. Breto, M. Calderon De La Barca Sanchez, S. Chauhan, M. Chertok, J. Conway, R. Conway, P.T. Cox, J. Dolen, R. Erbacher, M. Gardner, R. Houtz, W. Ko, A. Kopecky, R. Lander, O. Mall, T. Miceli, R. Nelson, D. Pellett, B. Rutherford, M. Searle, J. Smith, M. Squires, M. Tripathi, R. Vasquez Sierra

*University of California, Davis, USA*

V. Andreev, D. Cline, R. Cousins, J. Duris, S. Erhan, P. Everaerts, C. Farrell, J. Hauser, M. Ignatenko, C. Plager, G. Rakness, P. Schlein<sup>†</sup>, J. Tucker, V. Valuev, M. Weber

*University of California, Los Angeles, Los Angeles, USA*

J. Babb, R. Clare, M.E. Dinardo, J. Ellison, J.W. Gary, F. Giordano, G. Hanson, G.Y. Jeng<sup>50</sup>, H. Liu, O.R. Long, A. Luthra, H. Nguyen, S. Paramesvaran, J. Sturdy, S. Sumowidagdo, R. Wilken, S. Wimpenny

*University of California, Riverside, Riverside, USA*

W. Andrews, J.G. Branson, G.B. Cerati, S. Cittolin, D. Evans, F. Golf, A. Holzner, R. Kelley, M. Lebourgeois, J. Letts, I. Macneill, B. Mangano, S. Padhi, C. Palmer, G. Petrucciani, M. Pieri, M. Sani, V. Sharma, S. Simon, E. Sudano, M. Tadel, Y. Tu, A. Vartak, S. Wasserbaech<sup>51</sup>, F. Würthwein, A. Yagil, J. Yoo

*University of California, San Diego, La Jolla, USA*

D. Barge, R. Bellan, C. Campagnari, M. D'Alfonso, T. Danielson, K. Flowers, P. Geffert, J. Incandela, C. Justus, P. Kalavase, S.A. Koay, D. Kovalskyi, V. Krutelyov, S. Lowette, N. Mccoll, V. Pavlunin, F. Rebassoo, J. Ribnik, J. Richman, R. Rossin, D. Stuart, W. To, C. West

*University of California, Santa Barbara, Santa Barbara, USA*

A. Apresyan, A. Bornheim, Y. Chen, E. Di Marco, J. Duarte, M. Gataullin, Y. Ma, A. Mott, H.B. Newman, C. Rogan, V. Timciuc, P. Traczyk, J. Veverka, R. Wilkinson, Y. Yang, R.Y. Zhu

*California Institute of Technology, Pasadena, USA*

B. Akgun, R. Carroll, T. Ferguson, Y. Iiyama, D.W. Jang, Y.F. Liu, M. Paulini, H. Vogel, I. Vorobiev

*Carnegie Mellon University, Pittsburgh, USA*

J.P. Cumalat, B.R. Drell, C.J. Edemaier, W.T. Ford, A. Gaz, B. Heyburn, E. Luiggi Lopez, J.G. Smith, K. Stenson, K.A. Ulmer, S.R. Wagner

*University of Colorado at Boulder, Boulder, USA*

L. Agostino, J. Alexander, A. Chatterjee, N. Eggert, L.K. Gibbons, B. Heltsley, W. Hopkins, A. Khukhunaishvili, B. Kreis, N. Mirman, G. Nicolas Kaufman, J.R. Patterson, A. Ryd, E. Salvati, W. Sun, W.D. Teo, J. Thom, J. Thompson, J. Vaughan, Y. Weng, L. Winstrom, P. Wittich

*Cornell University, Ithaca, USA*

D. Winn

*Fairfield University, Fairfield, USA*

S. Abdullin, M. Albrow, J. Anderson, L.A.T. Bauerdick, A. Beretvas, J. Berryhill, P.C. Bhat, I. Bloch, K. Burkett, J.N. Butler, V. Chetluru, H.W.K. Cheung, F. Chlebana, V.D. Elvira, I. Fisk, J. Freeman, Y. Gao, D. Green, O. Gutsche, A. Hahn, J. Hanlon, R.M. Harris, J. Hirschauer, B. Hooberman, S. Jindariani, M. Johnson, U. Joshi, B. Kilminster, B. Klima, S. Kunori, S. Kwan, C. Leonidopoulos, D. Lincoln, R. Lipton, L. Lueking, J. Lykken, K. Maeshima, J.M. Marraffino, S. Maruyama, D. Mason, P. McBride, K. Mishra, S. Mrenna, Y. Musienko<sup>52</sup>, C. Newman-Holmes, V. O'Dell, O. Prokofyev, E. Sexton-Kennedy, S. Sharma, W.J. Spalding, L. Spiegel, P. Tan, L. Taylor, S. Tkaczyk, N.V. Tran, L. Uplegger, E.W. Vaandering, R. Vidal, J. Whitmore, W. Wu, F. Yang, F. Yumiceva, J.C. Yun

*Fermi National Accelerator Laboratory, Batavia, USA*

D. Acosta, P. Avery, D. Bourilkov, M. Chen, S. Das, M. De Gruttola, G.P. Di Giovanni, D. Dobur, A. Drozdetskiy, R.D. Field, M. Fisher, Y. Fu, I.K. Furic, J. Gartner, J. Hugon, B. Kim, J. Konigsberg, A. Korytov, A. Kropivnitskaya, T. Kypreos, J.F. Low, K. Matchev, P. Milenovic<sup>53</sup>, G. Mitselmakher, L. Muniz, R. Remington, A. Rinkevicius, P. Sellers, N. Skhirtladze, M. Snowball, J. Yelton, M. Zakaria

*University of Florida, Gainesville, USA*

V. Gaultney, L.M. Lebolo, S. Linn, P. Markowitz, G. Martinez, J.L. Rodriguez

*Florida International University, Miami, USA*

T. Adams, A. Askew, J. Bochenek, J. Chen, B. Diamond, S.V. Gleyzer, J. Haas, S. Hagopian, V. Hagopian, M. Jenkins, K.F. Johnson, H. Prosper, V. Veeraraghavan, M. Weinberg

*Florida State University, Tallahassee, USA*

M.M. Baarmand, B. Dorney, M. Hohlmann, H. Kalakhety, I. Vodopiyarov

*Florida Institute of Technology, Melbourne, USA*

M.R. Adams, I.M. Anghel, L. Apanasevich, Y. Bai, V.E. Bazterra, R.R. Betts, I. Bucinskaite, J. Callner, R. Cavanaugh, C. Dragoiu, O. Evdokimov, L. Gauthier, C.E. Gerber, S. Hamdan, D.J. Hofman, S. Khalatyan, F. Lacroix, M. Malek, C. O'Brien, C. Silkworth, D. Strom, N. Varelas

*University of Illinois at Chicago (UIC), Chicago, USA*

U. Akgun, E.A. Albayrak, B. Bilki<sup>54</sup>, W. Clarida, F. Duru, S. Griffiths, J.-P. Merlo, H. Mermerkaya<sup>55</sup>, A. Mestvirishvili, A. Moeller, J. Nachtman, C.R. Newsom, E. Norbeck, Y. Onel, F. Ozok, S. Sen, E. Tiras, J. Wetzel, T. Yetkin, K. Yi

*University of Iowa, Iowa City, USA*

B.A. Barnett, B. Blumenfeld, S. Bolognesi, D. Fehling, G. Giurghi, A.V. Gritsan, Z.J. Guo, G. Hu, P. Maksimovic, S. Rappoccio, M. Swartz, A. Whitbeck

*Johns Hopkins University, Baltimore, USA*

P. Baringer, A. Bean, G. Benelli, O. Grachov, R.P. Kenny Iii, M. Murray, D. Noonan, S. Sanders, R. Stringer, G. Tinti, J.S. Wood, V. Zhukova

*University of Kansas, Lawrence, USA*

A.F. Barfuss, T. Bolton, I. Chakaberia, A. Ivanov, S. Khalil, M. Makouski, Y. Maravin, S. Shrestha, I. Svintradze

*Kansas State University, Manhattan, USA*

J. Gronberg, D. Lange, D. Wright

*Lawrence Livermore National Laboratory, Livermore, USA*

A. Baden, M. Boutemour, B. Calvert, S.C. Eno, J.A. Gomez, N.J. Hadley, R.G. Kellogg, M. Kirn, T. Kolberg, Y. Lu, M. Marionneau, A.C. Mignerey, A. Peterman, A. Skuja, J. Temple, M.B. Tonjes, S.C. Tonwar, E. Twedt

*University of Maryland, College Park, USA*

G. Bauer, J. Bendavid, W. Busza, E. Butz, I.A. Cali, M. Chan, V. Dutta, G. Gomez Ceballos, M. Goncharov, K.A. Hahn, Y. Kim, M. Klute, W. Li, P.D. Luckey, T. Ma, S. Nahn, C. Paus, D. Ralph, C. Roland, G. Roland, M. Rudolph, G.S.F. Stephens, F. Stöckli, K. Sumorok, K. Sung, D. Velicanu, E.A. Wenger, R. Wolf, B. Wyslouch, S. Xie, M. Yang, Y. Yilmaz, A.S. Yoon, M. Zanetti

*Massachusetts Institute of Technology, Cambridge, USA*

S.I. Cooper, P. Cushman, B. Dahmes, A. De Benedetti, G. Franzoni, A. Gude, J. Haupt, S.C. Kao, K. Klapoetke, Y. Kubota, J. Mans, N. Pastika, R. Rusack, M. Sasseville, A. Singovsky, N. Tambe, J. Turkewitz

*University of Minnesota, Minneapolis, USA*

L.M. Cremaldi, R. Kroeger, L. Perera, R. Rahmat, D.A. Sanders

*University of Mississippi, University, USA*

E. Avdeeva, K. Bloom, S. Bose, J. Butt, D.R. Claes, A. Dominguez, M. Eads, P. Jindal, J. Keller, I. Kravchenko, J. Lazo-Flores, H. Malbouisson, S. Malik, G.R. Snow

*University of Nebraska-Lincoln, Lincoln, USA*

U. Baur, A. Godshalk, I. Iashvili, S. Jain, A. Kharchilava, A. Kumar, S.P. Shipkowski, K. Smith

*State University of New York at Buffalo, Buffalo, USA*

G. Alverson, E. Barberis, D. Baumgartel, M. Chasco, J. Haley, D. Nash, D. Trocino, D. Wood, J. Zhang

*Northeastern University, Boston, USA*

A. Anastassov, A. Kubik, N. Mucia, N. Odell, R.A. Ofierzynski, B. Pollack, A. Pozdnyakov, M. Schmitt, S. Stoynev, M. Velasco, S. Won

*Northwestern University, Evanston, USA*

L. Antonelli, D. Berry, A. Brinkerhoff, M. Hildreth, C. Jessop, D.J. Karmgard, J. Kolb, K. Lannon, W. Luo, S. Lynch, N. Marinelli, D.M. Morse, T. Pearson, R. Ruchti, J. Slaunwhite, N. Valls, M. Wayne, M. Wolf

*University of Notre Dame, Notre Dame, USA*

B. Bylsma, L.S. Durkin, C. Hill, R. Hughes, K. Kotov, T.Y. Ling, D. Puigh, M. Rodenburg, C. Vuosalo, G. Williams, B.L. Winer

*Ohio State University, Columbus, USA*

N. Adam, E. Berry, P. Elmer, D. Gerbaudo, V. Halyo, P. Hebda, J. Hegeman, A. Hunt, E. Laird, D. Lopes Pegna, P. Lujan, D. Marlow, T. Medvedeva, M. Mooney, J. Olsen, P. Piroué, X. Quan, A. Raval, H. Saka, D. Stickland, C. Tully, J.S. Werner, A. Zuranski

*Princeton University, Princeton, USA*

J.G. Acosta, E. Brownson, X.T. Huang, A. Lopez, H. Mendez, S. Oliveros, J.E. Ramirez Vargas, A. Zatserklyaniy

*University of Puerto Rico, Mayaguez, USA*

E. Alagoz, V.E. Barnes, D. Benedetti, G. Bolla, D. Bortoletto, M. De Mattia, A. Everett, Z. Hu, M. Jones, O. Koybasi, M. Kress, A.T. Laasanen, N. Leonardo, V. Maroussov, P. Merkel, D.H. Miller, N. Neumeister, I. Shipsey, D. Silvers, A. Svyatkovskiy, M. Vidal Marono, H.D. Yoo, J. Zablocki, Y. Zheng

*Purdue University, West Lafayette, USA*

S. Guragain, N. Parashar

*Purdue University Calumet, Hammond, USA*

A. Adair, C. Boulahouache, V. Cuplov, K.M. Ecklund, F.J.M. Geurts, B.P. Padley, R. Redjimi, J. Roberts, J. Zabel

*Rice University, Houston, USA*

B. Betchart, A. Bodek, Y.S. Chung, R. Covarelli, P. de Barbaro, R. Demina, Y. Eshaq, A. Garcia-Bellido, P. Goldenzweig, Y. Gotra, J. Han, A. Harel, S. Korjenevski, D.C. Miner, D. Vishnevskiy, M. Zielinski

*University of Rochester, Rochester, USA*

A. Bhatti, R. Ciesielski, L. Demortier, K. Goulianos, G. Lungu, S. Malik, C. Mesropian

*Rockefeller University, New York, USA*

S. Arora, A. Barker, J.P. Chou, C. Contreras-Campana, E. Contreras-Campana, D. Duggan, D. Ferencek, Y. Gershtein, R. Gray, E. Halkiadakis, D. Hidas, A. Lath, S. Panwalkar, M. Park, R. Patel, V. Rekovic, A. Richards, J. Robles, K. Rose, S. Salur, S. Schnetzer, C. Seitz, S. Somalwar, R. Stone, S. Thomas

*Rutgers, State University of New Jersey, Piscataway, USA*

G. Cerizza, M. Hollingsworth, S. Spanier, Z.C. Yang, A. York

*University of Tennessee, Knoxville, USA*

R. Eusebi, W. Flanagan, J. Gilmore, T. Kamon<sup>56</sup>, V. Khotilovich, R. Montalvo, I. Osipenkov, Y. Pakhotin, A. Perloff, J. Roe, A. Safonov, T. Sakuma, S. Sengupta, I. Suarez, A. Tatarinov, D. Toback

*Texas A&M University, College Station, USA*

N. Akchurin, J. Damgov, P.R. Duerdo, C. Jeong, K. Kovitangoon, S.W. Lee, T. Libeiro, Y. Roh, I. Volobouev

*Texas Tech University, Lubbock, USA*

E. Appelt, D. Engh, C. Florez, S. Greene, A. Gurrola, W. Johns, C. Johnston, P. Kurt, C. Maguire, A. Melo, P. Sheldon, B. Snook, S. Tuo, J. Velkovska

*Vanderbilt University, Nashville, USA*

M.W. Arenton, M. Balazs, S. Boutle, B. Cox, B. Francis, J. Goodell, R. Hirsosky, A. Ledovskoy, C. Lin, C. Neu, J. Wood, R. Yohay

*University of Virginia, Charlottesville, USA*

S. Gollapinni, R. Harr, P.E. Karchin, C. Kottachchi Kankanamge Don, P. Lamichhane, A. Sakharov

*Wayne State University, Detroit, USA*

M. Anderson, M. Bachtis, D. Belknap, L. Borrello, D. Carlsmith, M. Cepeda, S. Dasu, L. Gray, K.S. Grogg, M. Grothe, R. Hall-Wilton, M. Herndon, A. Hervé, P. Klabbers, J. Klukas, A. Lanaro, C. Lazaridis, J. Leonard, R. Loveless, A. Mohapatra, I. Ojalvo, G.A. Pierro, I. Ross, A. Savin, W.H. Smith, J. Swanson

*University of Wisconsin, Madison, USA*

\* Corresponding author.

† Deceased.

<sup>1</sup> Also at National Institute of Chemical Physics and Biophysics, Tallinn, Estonia.

<sup>2</sup> Also at Universidade Federal do ABC, Santo Andre, Brazil.

<sup>3</sup> Also at California Institute of Technology, Pasadena, USA.

<sup>4</sup> Also at CERN, European Organization for Nuclear Research, Geneva, Switzerland.

<sup>5</sup> Also at Laboratoire Leprince-Ringuet, Ecole Polytechnique, IN2P3-CNRS, Palaiseau, France.

<sup>6</sup> Also at Suez Canal University, Suez, Egypt.

<sup>7</sup> Also at Zewail City of Science and Technology, Zewail, Egypt.

<sup>8</sup> Also at Cairo University, Cairo, Egypt.

<sup>9</sup> Also at Fayoum University, El-Fayoum, Egypt.

<sup>10</sup> Also at British University, Cairo, Egypt.

<sup>11</sup> Now at Ain Shams University, Cairo, Egypt.

<sup>12</sup> Also at Soltan Institute for Nuclear Studies, Warsaw, Poland.

<sup>13</sup> Also at Université de Haute-Alsace, Mulhouse, France.

<sup>14</sup> Now at Joint Institute for Nuclear Research, Dubna, Russia.

<sup>15</sup> Also at Moscow State University, Moscow, Russia.

<sup>16</sup> Also at Brandenburg University of Technology, Cottbus, Germany.

<sup>17</sup> Also at Institute of Nuclear Research ATOMKI, Debrecen, Hungary.

<sup>18</sup> Also at Eötvös Loránd University, Budapest, Hungary.

<sup>19</sup> Also at Tata Institute of Fundamental Research – HECR, Mumbai, India.

<sup>20</sup> Also at University of Visva-Bharati, Santiniketan, India.

<sup>21</sup> Also at Sharif University of Technology, Tehran, Iran.

<sup>22</sup> Also at Isfahan University of Technology, Isfahan, Iran.

<sup>23</sup> Also at Shiraz University, Shiraz, Iran.

<sup>24</sup> Also at Plasma Physics Research Center, Science and Research Branch, Islamic Azad University, Teheran, Iran.

<sup>25</sup> Also at Facoltà Ingegneria Università di Roma, Roma, Italy.

- <sup>26</sup> Also at Università della Basilicata, Potenza, Italy.
- <sup>27</sup> Also at Università degli Studi Guglielmo Marconi, Roma, Italy.
- <sup>28</sup> Also at Università degli studi di Siena, Siena, Italy.
- <sup>29</sup> Also at University of Bucharest, Faculty of Physics, Bucuresti-Magurele, Romania.
- <sup>30</sup> Also at Faculty of Physics of University of Belgrade, Belgrade, Serbia.
- <sup>31</sup> Also at University of Florida, Gainesville, USA.
- <sup>32</sup> Also at University of California, Los Angeles, Los Angeles, USA.
- <sup>33</sup> Also at Scuola Normale e Sezione dell'INFN, Pisa, Italy.
- <sup>34</sup> Also at INFN Sezione di Roma; Università di Roma "La Sapienza", Roma, Italy.
- <sup>35</sup> Also at University of Athens, Athens, Greece.
- <sup>36</sup> Also at Rutherford Appleton Laboratory, Didcot, United Kingdom.
- <sup>37</sup> Also at The University of Kansas, Lawrence, USA.
- <sup>38</sup> Also at Paul Scherrer Institut, Villigen, Switzerland.
- <sup>39</sup> Also at Institute for Theoretical and Experimental Physics, Moscow, Russia.
- <sup>40</sup> Also at Gaziosmanpasa University, Tokat, Turkey.
- <sup>41</sup> Also at Adiyaman University, Adiyaman, Turkey.
- <sup>42</sup> Also at The University of Iowa, Iowa City, USA.
- <sup>43</sup> Also at Mersin University, Mersin, Turkey.
- <sup>44</sup> Also at Ozyegin University, Istanbul, Turkey.
- <sup>45</sup> Also at Kafkas University, Kars, Turkey.
- <sup>46</sup> Also at Suleyman Demirel University, Isparta, Turkey.
- <sup>47</sup> Also at Ege University, Izmir, Turkey.
- <sup>48</sup> Also at School of Physics and Astronomy, University of Southampton, Southampton, United Kingdom.
- <sup>49</sup> Also at INFN Sezione di Perugia; Università di Perugia, Perugia, Italy.
- <sup>50</sup> Also at University of Sydney, Sydney, Australia.
- <sup>51</sup> Also at Utah Valley University, Orem, USA.
- <sup>52</sup> Also at Institute for Nuclear Research, Moscow, Russia.
- <sup>53</sup> Also at University of Belgrade, Faculty of Physics and Vinca Institute of Nuclear Sciences, Belgrade, Serbia.
- <sup>54</sup> Also at Argonne National Laboratory, Argonne, USA.
- <sup>55</sup> Also at Erzincan University, Erzincan, Turkey.
- <sup>56</sup> Also at Kyungpook National University, Daegu, Republic of Korea.